



US00D430592S

United States Patent [19] Park

[11] **Patent Number: Des. 430,592**

[45] **Date of Patent: ** Sep. 5, 2000**

[54] **SOUNDHOLE COVER FOR GUITAR**

D. 254,312 2/1980 Stelling D17/20
5,952,591 9/1999 Thurman 84/267

[76] Inventor: **In-Jae Park**, 477-7, Tokgye-Ri,
Hoechon-Eup, Yangju-Gun,
Kyonggi-Do, Rep. of Korea

Primary Examiner—Adir Aronovich
Attorney, Agent, or Firm—Dougherty & Associates

[**] Term: **14 Years**

[57] **CLAIM**

[21] Appl. No.: **29/102,085**

The ornamental design for a soundhole cover for guitar, as shown and described.

[22] Filed: **Mar. 17, 1999**

DESCRIPTION

[51] **LOC (7) Cl.** **17-03**

[52] **U.S. Cl.** **D17/20**

[58] **Field of Search** D17/14, 18, 19,
D17/20, 99; 84/267-269, 290-293, 453;
150/162

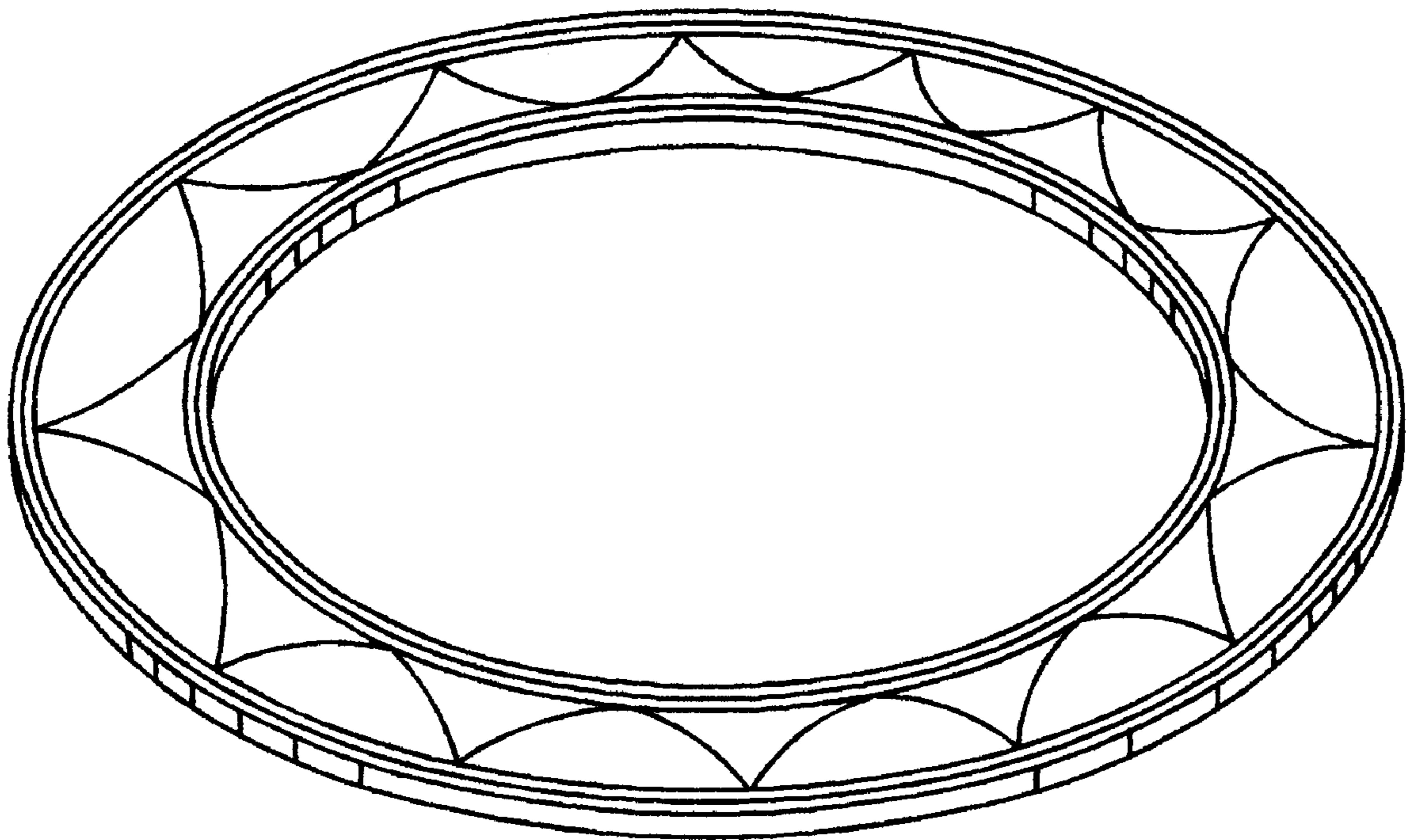
FIG. 1 is a top perspective view of a soundhole cover for guitar, showing my new design;
FIG. 2 is a top view thereof;
FIG. 3 is a bottom view thereof;
FIG. 4 is a front view thereof, the rear view, the right side view and the left side view being identical; and,
FIG. 5 is a reduced top view of the soundhole cover being installed on a guitar, the broken lines are shown for illustrative purposes only and form no part of the claimed design.

[56] **References Cited**

U.S. PATENT DOCUMENTS

D. 30,161 2/1899 Hollingshead D9/451
D. 73,154 8/1927 Adler D17/20
D. 245,725 9/1977 Stelling D17/20

1 Claim, 3 Drawing Sheets



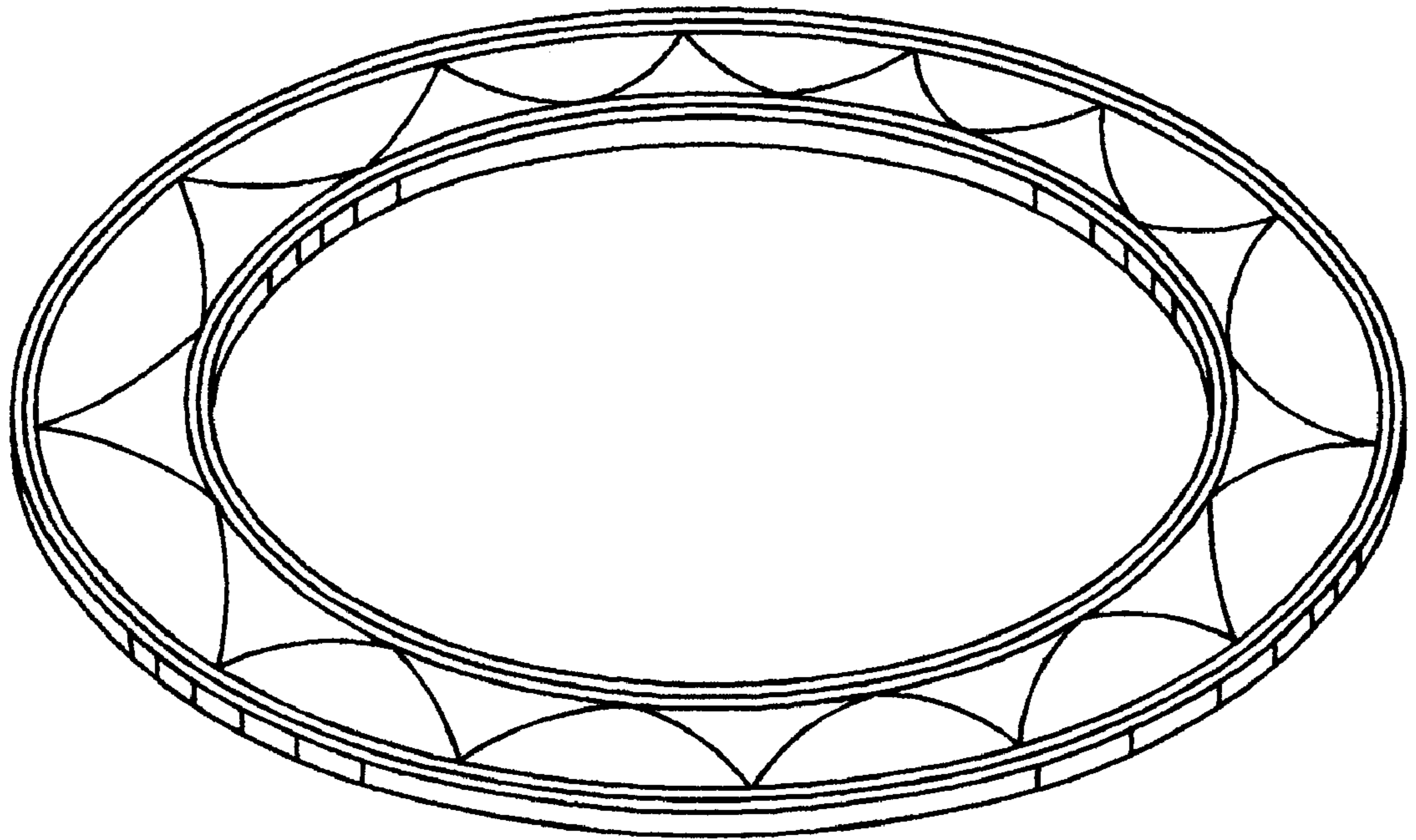


Fig. 1

Fig. 2




Fig. 3

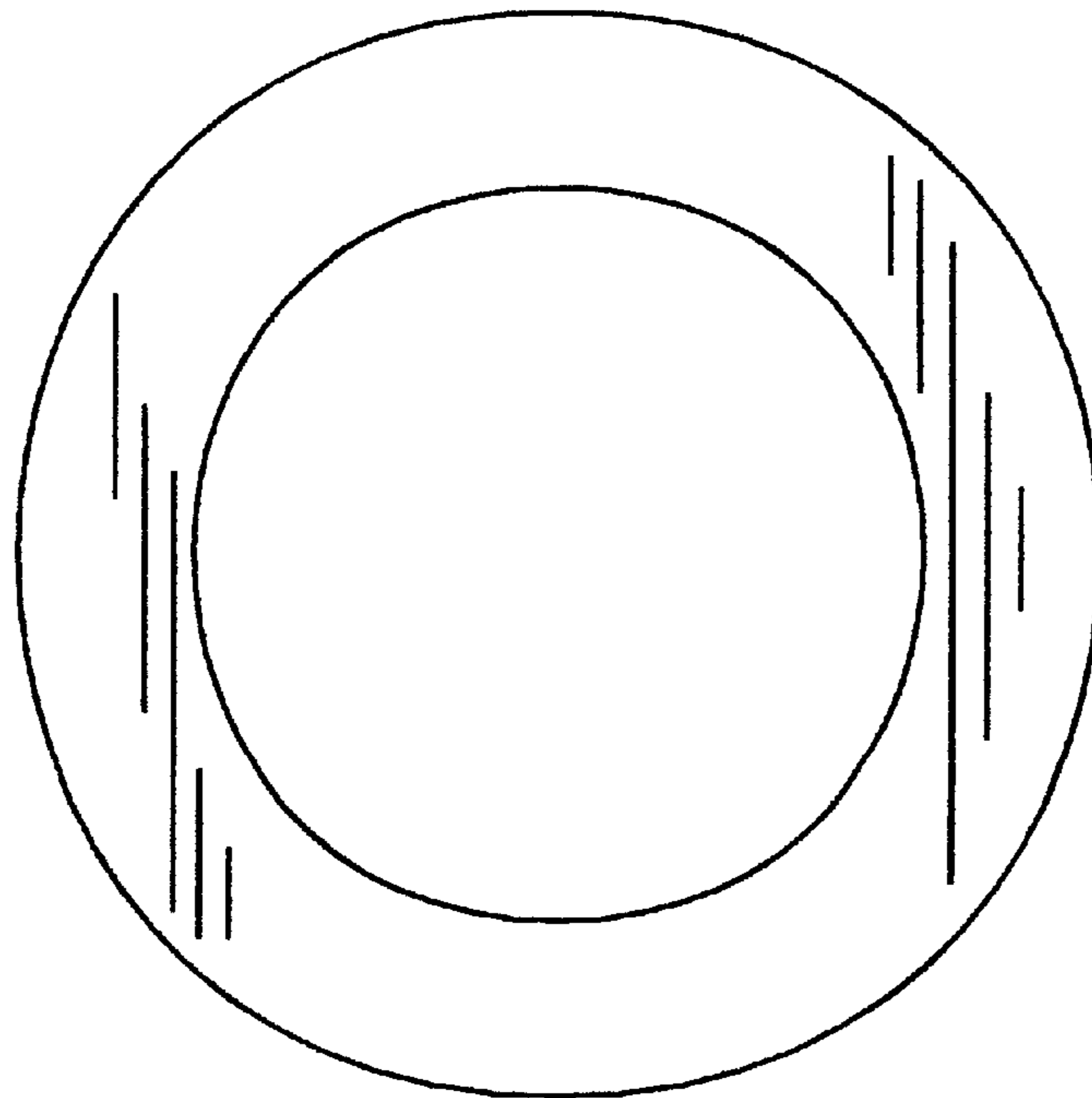


Fig.4




Fig.5

