



US00D430590S

United States Patent [19]

Pickering et al.

[11] **Patent Number: Des. 430,590**

[45] **Date of Patent: ** Sep. 5, 2000**

[54] **SPECTACLES**

[75] Inventors: **Colin Pickering**, Puttenham; **James Barnaville**, Farnham, both of United Kingdom

[73] Assignee: **Inline UK Limited**, Ockley, United Kingdom

[**] Term: **14 Years**

[21] Appl. No.: **29/096,744**

[22] Filed: **Nov. 19, 1998**

[30] **Foreign Application Priority Data**

May 20, 1998 [GB] United Kingdom 2074808

[51] **LOC (7) Cl.** **16-06**

[52] **U.S. Cl.** **D16/328**

[58] **Field of Search** D16/101, 300-330, D16/335; D29/109, 110; 351/41, 44, 51, 52, 99, 90, 158

[56] **References Cited**

U.S. PATENT DOCUMENTS

D. 373,781 9/1996 Simioni D16/327

D. 381,673 7/1997 Flanagan D16/326
D. 383,150 9/1997 Conway D16/326
D. 392,664 3/1998 Raub D16/326

OTHER PUBLICATIONS

Bloomingdale's Catalog, p 35, May 1994.
Sunglass Hut Catalog, p. 21, May 1994.

Primary Examiner—Raphael Barkai
Attorney, Agent, or Firm—Richard M. Goldberg


[57] **CLAIM**

The ornamental design for spectacles, as shown and described.

DESCRIPTION

FIG. 1 is a left, front perspective view of the spectacles of our design;
FIG. 2 is a front elevational view thereof;
FIG. 3 is a rear elevational view thereof;
FIG. 4 is a left side elevational view thereof, the right side elevational view being a mirror image thereof;
FIG. 5 is a top plan view thereof; and,
FIG. 6 is a bottom plan view thereof.

1 Claim, 3 Drawing Sheets






FIG 1




FIG 2




FIG 3

FIG 4

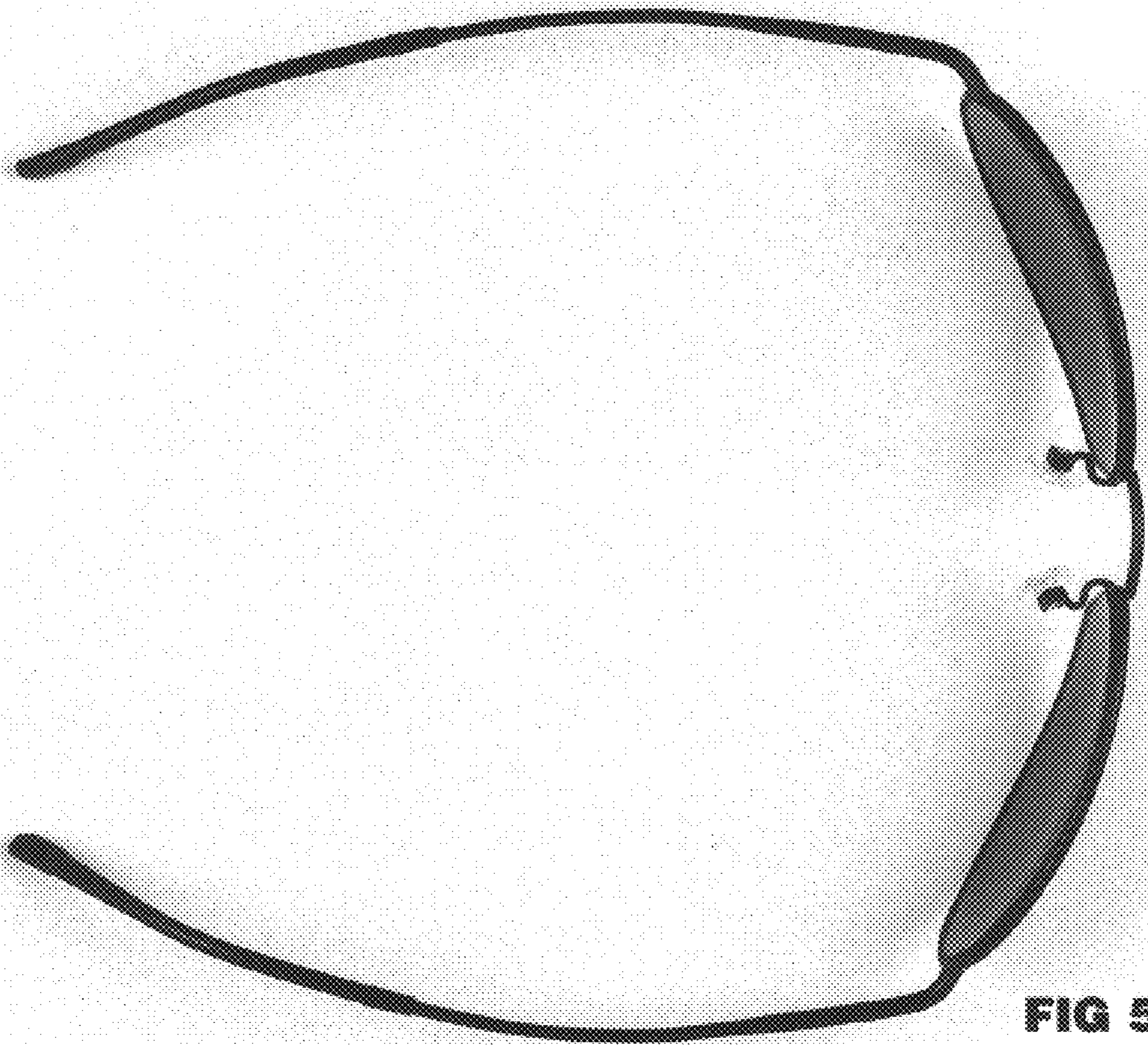



FIG 5

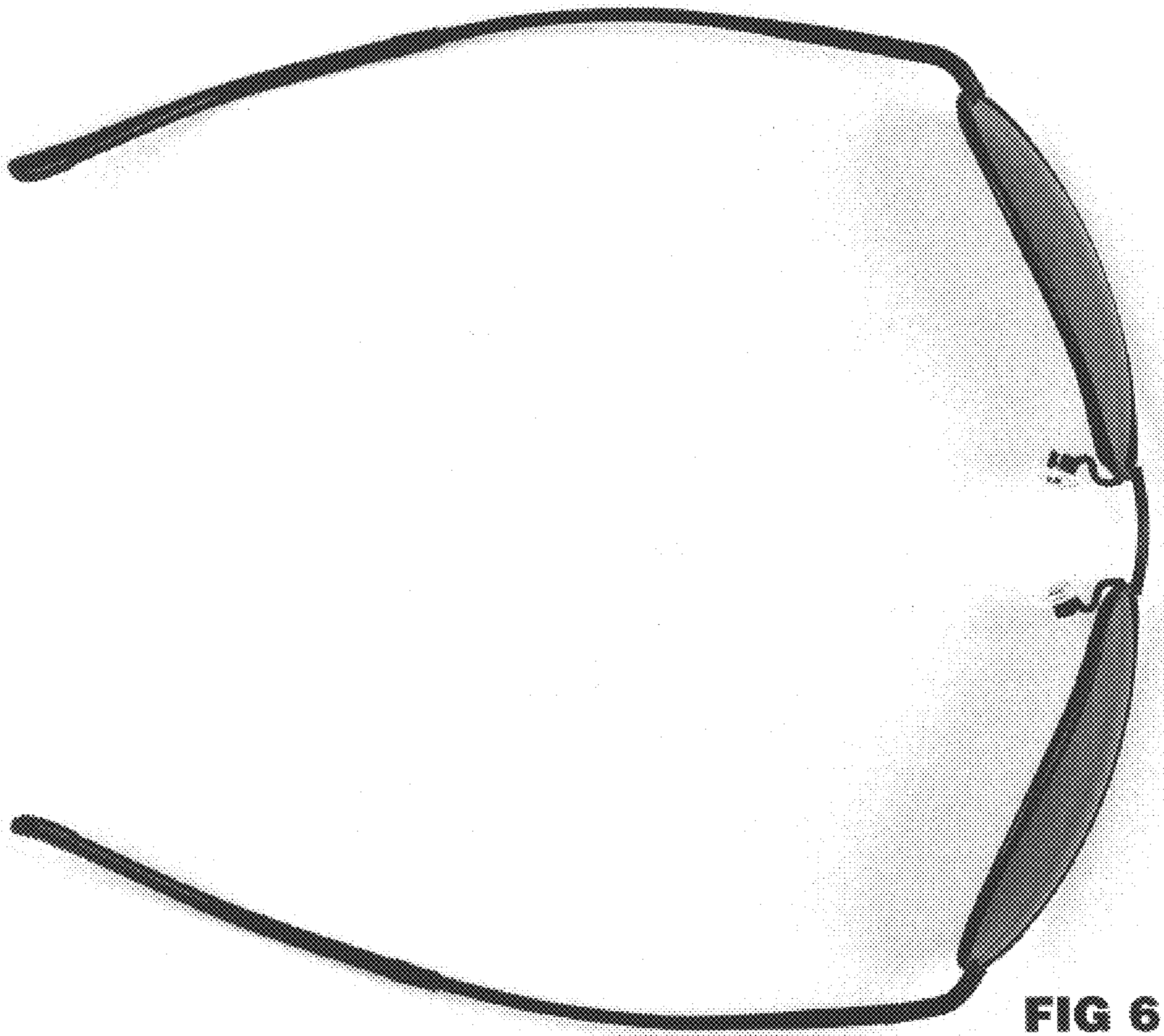


FIG 6