



US00D430585S

United States Patent [19]

Yamazaki et al.

[11] Patent Number: **Des. 430,585**

[45] Date of Patent: **** Sep. 5, 2000**

[54] **MONO-AXIS SLIDER**

6,007,247 5/1999 Rosengren et al. 92/5 R

[75] Inventors: **Mitsuru Yamazaki; Satoshi Iwata,**
both of Ojiya; **Hirokazu Irie,** Futsu, all
of Japan

[73] Assignees: **Nippon Bearing Co., Ltd.,** Niigata-ken;
Kuroda Precision Industry Ltd.,
Kanagawa-ken, both of Japan

[**] Term: **14 Years**

[21] Appl. No.: **29/114,896**

[22] Filed: **Dec. 3, 1999**

[30] Foreign Application Priority Data

Aug. 31, 1999 [JP] Japan 11-23548

[51] **LOC (7) Cl.** **15-09**

[52] **U.S. Cl.** **D15/143**

[58] **Field of Search** D15/5, 143, 199;
92/5 R, 88, 146, 161, 165 R; 277/DIG. 7;
384/43, 49

[56] References Cited

U.S. PATENT DOCUMENTS

D. 409,625 5/1999 Yonezawa et al. D15/143

FOREIGN PATENT DOCUMENTS

857442 9/1992 Japan .
858074 9/1992 Japan .
8-18209 2/1996 Japan .
11-115270 4/1999 Japan .
11-23549 8/1999 Japan .
11-23550 8/1999 Japan .

Primary Examiner—Antoine Duval Davis
Attorney, Agent, or Firm—Sughrue, Mion, Zinn, Macpeak
& Seas, PLLC

[57] CLAIM

The ornamental design for a mono-axis slider, as shown and described.

DESCRIPTION

FIG. 1 is a front elevational view of a mono-axis slider showing our new design;
FIG. 2 is a rear elevational view thereof;
FIG. 3 is a top plan view thereof, the bottom plan view being a mirror image thereof;
FIG. 4 is a left side elevational view thereof; and,
FIG. 5 is a right side elevational view thereof.

1 Claim, 2 Drawing Sheets




FIG. 1




FIG. 2

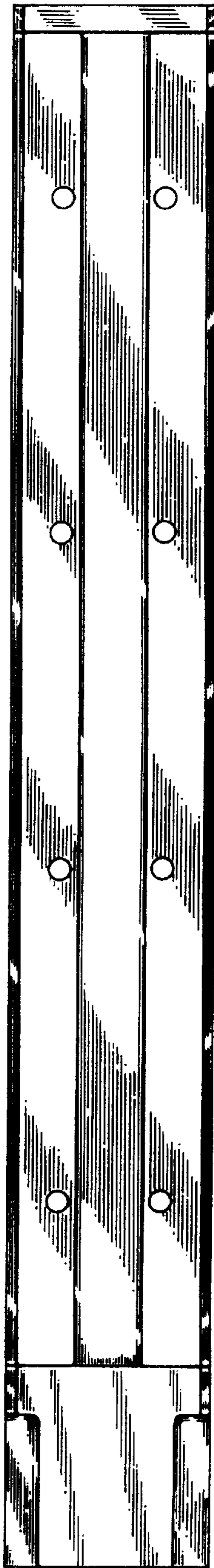


FIG. 3

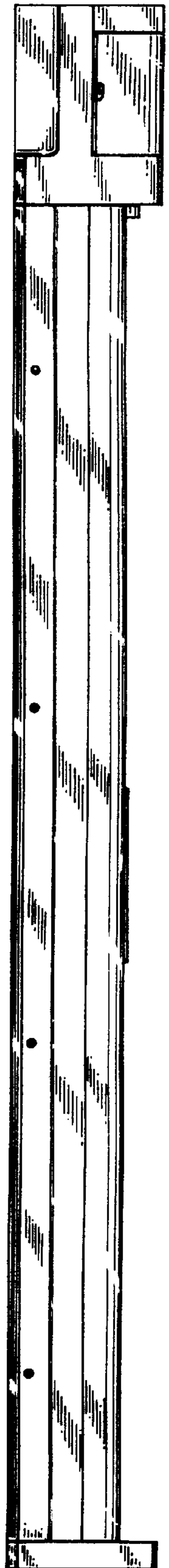


FIG. 4

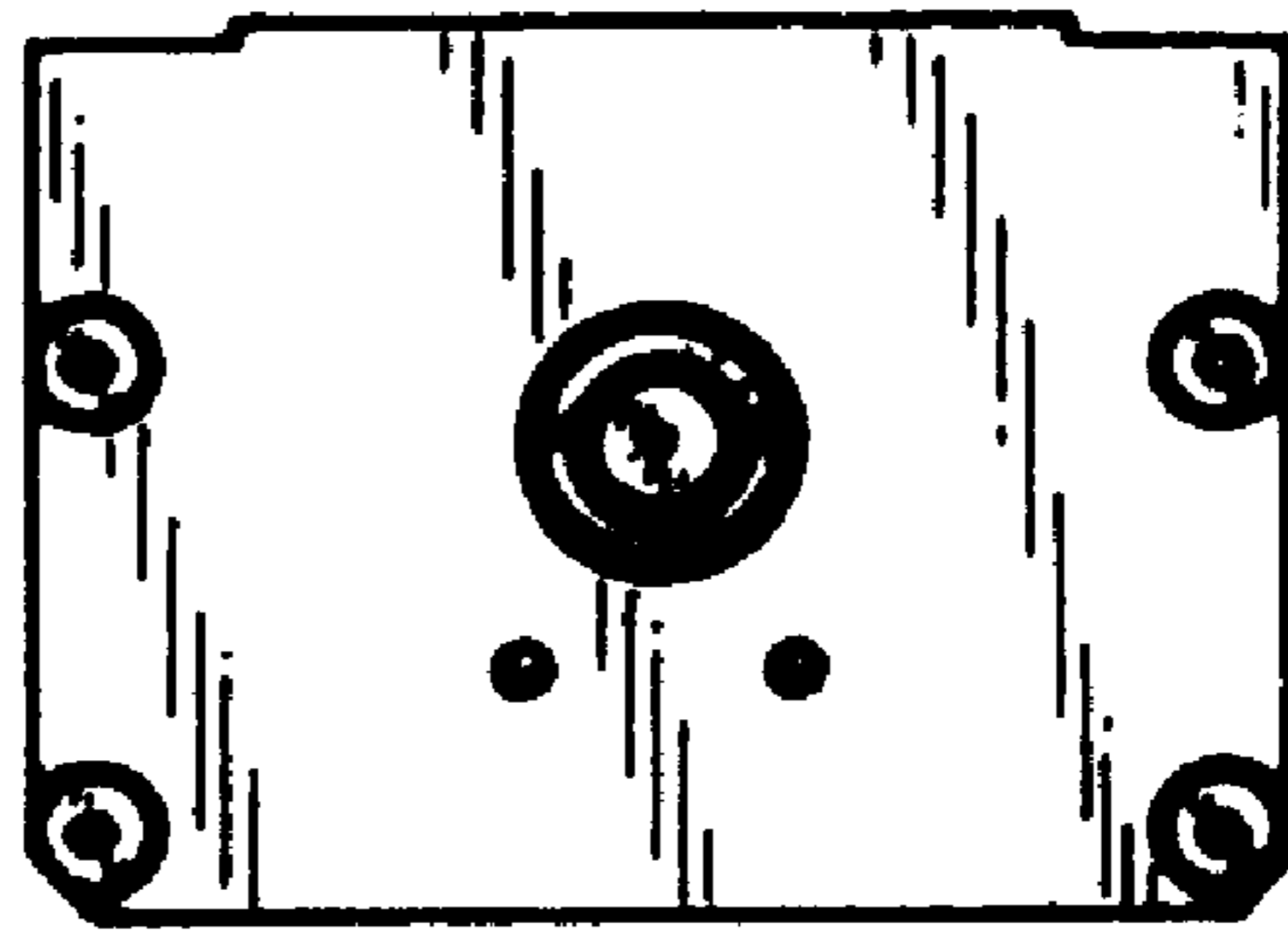


FIG. 5

