



US00D430579S

# United States Patent [19]

Westendorf et al.

[11] Patent Number: **Des. 430,579**

[45] Date of Patent: **\*\* Sep. 5, 2000**

[54] **CANOPY VISOR**

[75] Inventors: **Neal W. Westendorf**, Dakota Dunes, S. Dak.; **Wally Hansen**, Sioux City, Iowa

[73] Assignee: **Westendorf Manufacturing Co., Inc.**, Onawa, Iowa

[\*\*] Term: **14 Years**

[21] Appl. No.: **29/094,351**

[22] Filed: **Sep. 30, 1998**

[51] **LOC (7) Cl.** ..... **15-03**

[52] **U.S. Cl.** ..... **D15/28**

[58] **Field of Search** ..... D15/10, 17, 22-26, D15/28, 30; 135/88.01, 88.03, 90; 296/102, 187, 190

[56] **References Cited**

**U.S. PATENT DOCUMENTS**

D. 365,351	12/1995	Schroyer	.....	D15/28
D. 408,038	4/1999	Lollis, Jr.	.....	D15/17
5,094,500	3/1992	Maypole et al.	.....	296/102
5,842,732	12/1998	Daggett et al.	.....	135/88.01

**OTHER PUBLICATIONS**

Progressive Farmer, Jul. 1992. Big Top Aluminum Canopies.

*Primary Examiner*—Sandra L. Morris  
*Attorney, Agent, or Firm*—Merchant & Gould P.C.

[57] **CLAIM**

The ornamental design for canopy visor, as shown and described.

**DESCRIPTION**

FIG. 1 is a perspective view of the front and right sides of the canopy visor according to the principles of the present invention;

FIG. 2 is a front elevation view of the canopy visor;

FIG. 3 is a right elevation side view of the canopy visor;

FIG. 4 is a rear elevation view of the canopy visor;

FIG. 5 is a top plan view of the canopy visor; and,

FIG. 6 is a bottom plan view of the canopy visor.

The left elevation view of the canopy visor is a mirror image of the view shown in FIG. 3.

**1 Claim, 6 Drawing Sheets**

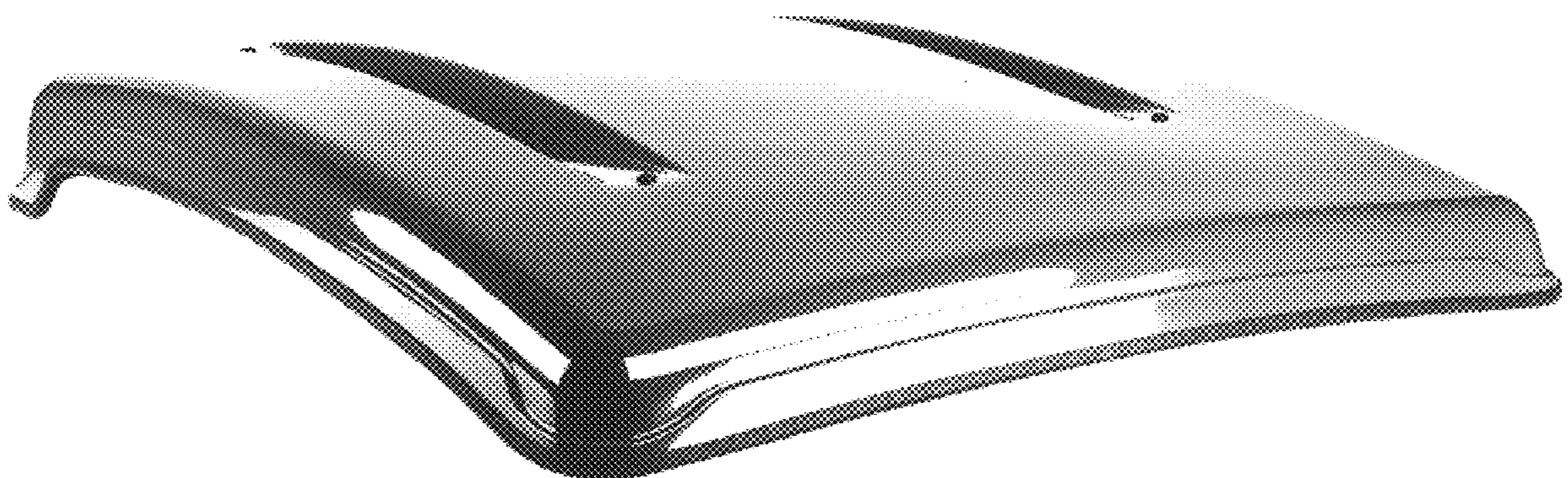
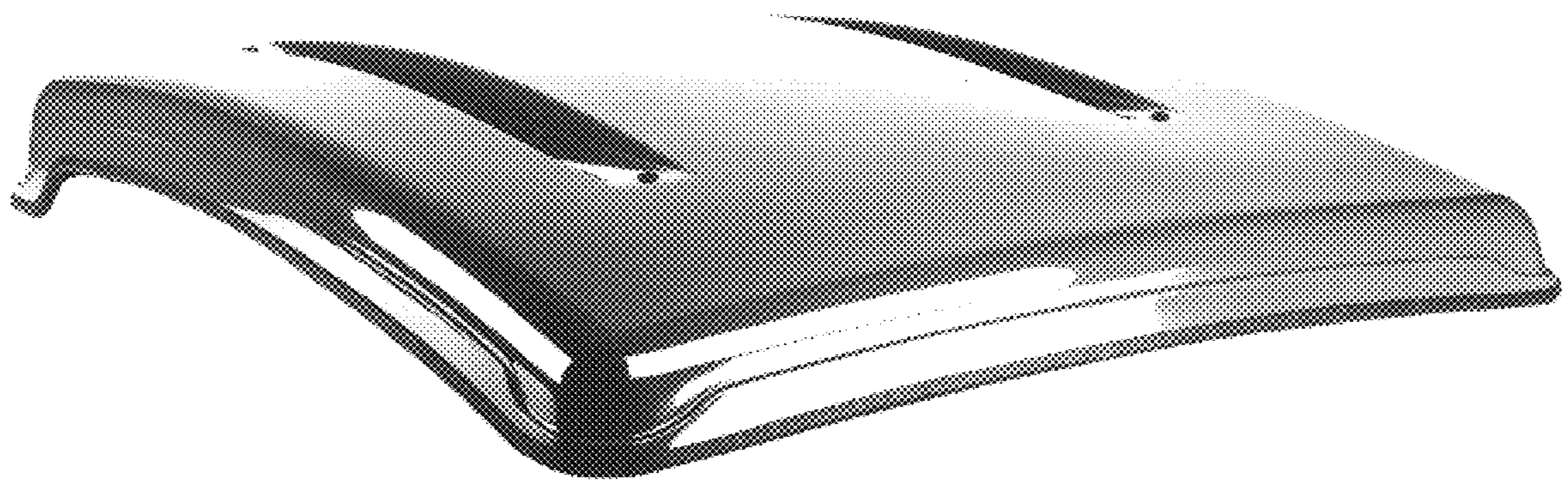


FIG. 1



**FIG. 2**



FIG. 3



FIG. 4




FIG. 5




FIG. 6

