



US00D430573S

United States Patent [19] Vadot

[11] **Patent Number: Des. 430,573**

[45] **Date of Patent: ** Sep. 5, 2000**

[54] **SUPPORT FOR THE FOREARMS**

[76] Inventor: **Daniel Vadot**, 5 impasse Colonel
Marcaire, 21000 Dijon, France

[**] Term: **14 Years**

[21] Appl. No.: **29/107,733**

[22] Filed: **Jul. 14, 1999**

[30] Foreign Application Priority Data

Jan. 14, 1999 [XH] Hague Agreement DM/046362

[51] **LOC (7) Cl.** **14-02**

[52] **U.S. Cl.** **D14/461**

[58] **Field of Search** D14/460-461;
345/156-67; D18/12; D28/61; 248/118,
118.1, 118.3, 118.5, 8, 346.01, 917-24;
400/689-93, 715; D6/601

[56] References Cited

U.S. PATENT DOCUMENTS

D. 370,898 6/1996 Creighton .

D. 373,445 9/1996 Wright-Godley .

D. 387,745 12/1997 Evans .

D. 408,026 4/1999 Hung et al. .

5,265,835 11/1993 Nash .

5,892,499 4/1999 Vulk, Jr. .

Primary Examiner—M. H. Tung
Attorney, Agent, or Firm—Young & Thompson

[57] CLAIM

The ornamental design for a support for the forearms, as shown.

DESCRIPTION

FIG. 1 is a front, top and side perspective view of a support for the forearms, showing my new design;

FIG. 2 is a rear, top and side perspective view thereof;


FIG. 3 is a top and side perspective view thereof from the side shown in FIG. 1 ;

FIG. 4 is a top and side perspective view thereof from the side shown in FIG. 2 ;

FIG. 5 is a top perspective view thereof; and,

FIG. 6 is a front, bottom and side perspective view thereof.

1 Claim, 3 Drawing Sheets






Fig. 1




Fig. 2




Fig. 3




Fig. 4




Fig. 5




Fig. 6