



US00D430556S

# United States Patent [19]

[11] **Patent Number: Des. 430,556**

**Takahashi et al.**

[45] **Date of Patent: \*\* Sep. 5, 2000**

[54] **REMOTE CONTROLLER FOR VIDEO TAPE RECORDER**

D. 416,911 11/1999 Takahashi et al. .... D14/218  
D. 417,875 12/1999 Choi ..... D14/218

[75] Inventors: **Masami Takahashi; Koji Yukikado; Kenji Nishiwaki**, all of Ehime, Japan

### OTHER PUBLICATIONS

Matsushita Video Tape Recorder catalogue issued Jan. 13, 1999.

[73] Assignee: **Matsushita Electric Industrial Co., Ltd.**, Japan

*Primary Examiner*—Louis S. Zarfes  
*Attorney, Agent, or Firm*—Saidman DesignLaw Group

[\*\*] Term: **14 Years**

### [57] CLAIM

[21] Appl. No.: **29/119,108**

The ornamental design for a remote controller for video tape recorder, as shown and described.

[22] Filed: **Feb. 24, 2000**

### [30] Foreign Application Priority Data

### DESCRIPTION

Sep. 21, 1999 [JP] Japan ..... 11-25583

FIG. 1 is a perspective view of the top, front and right side of a remote controller for video tape recorder showing our new design

[51] **LOC (7) Cl.** ..... **14-03**

[52] **U.S. Cl.** ..... **D14/218**

FIG. 2 is a top plan view thereof;

[58] **Field of Search** ..... D14/124, 217, D14/218, 299; D10/104, 106; D13/168; 348/734; 455/151.1–151.4, 152.1, 352–355; 200/331

FIG. 3 is a bottom view thereof;

FIG. 4 is a front elevational view thereof;

FIG. 5 is a right side view thereof;

FIG. 6 is a rear elevational view thereof; and,

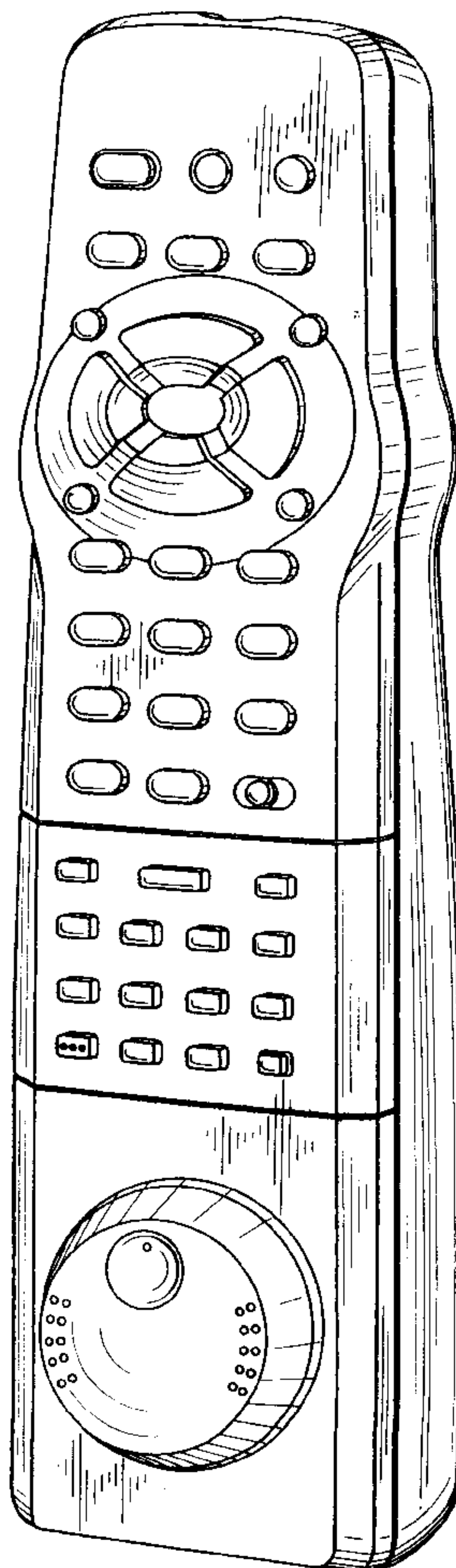
FIG. 7 is a left side view thereof.

### [56] References Cited

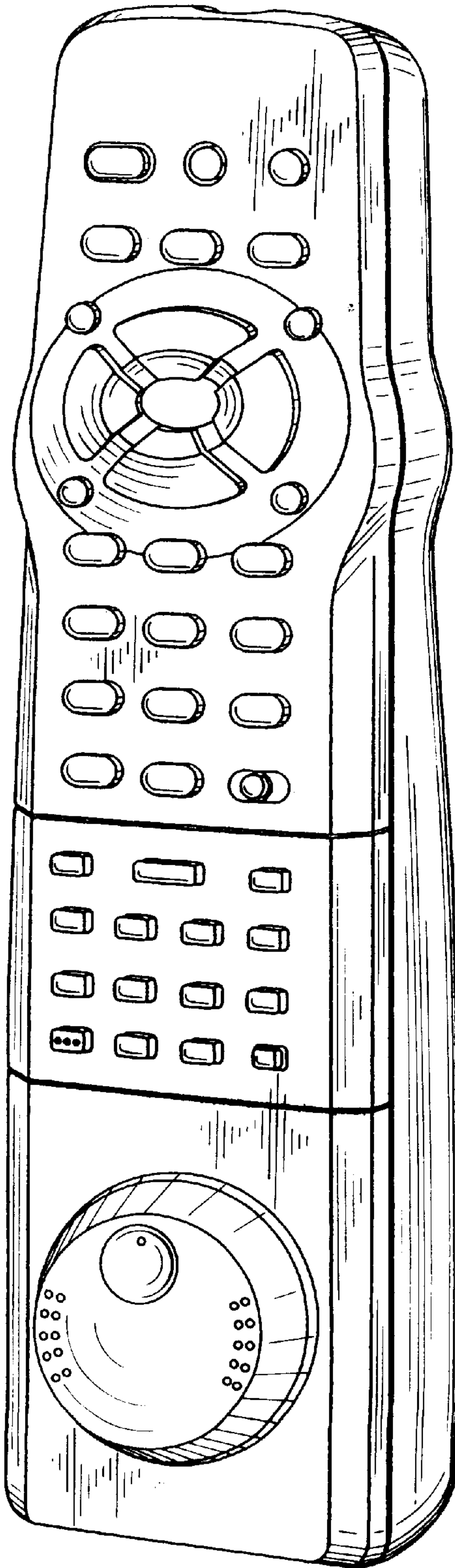
#### U.S. PATENT DOCUMENTS

D. 382,878 8/1997 Erlin ..... D14/218

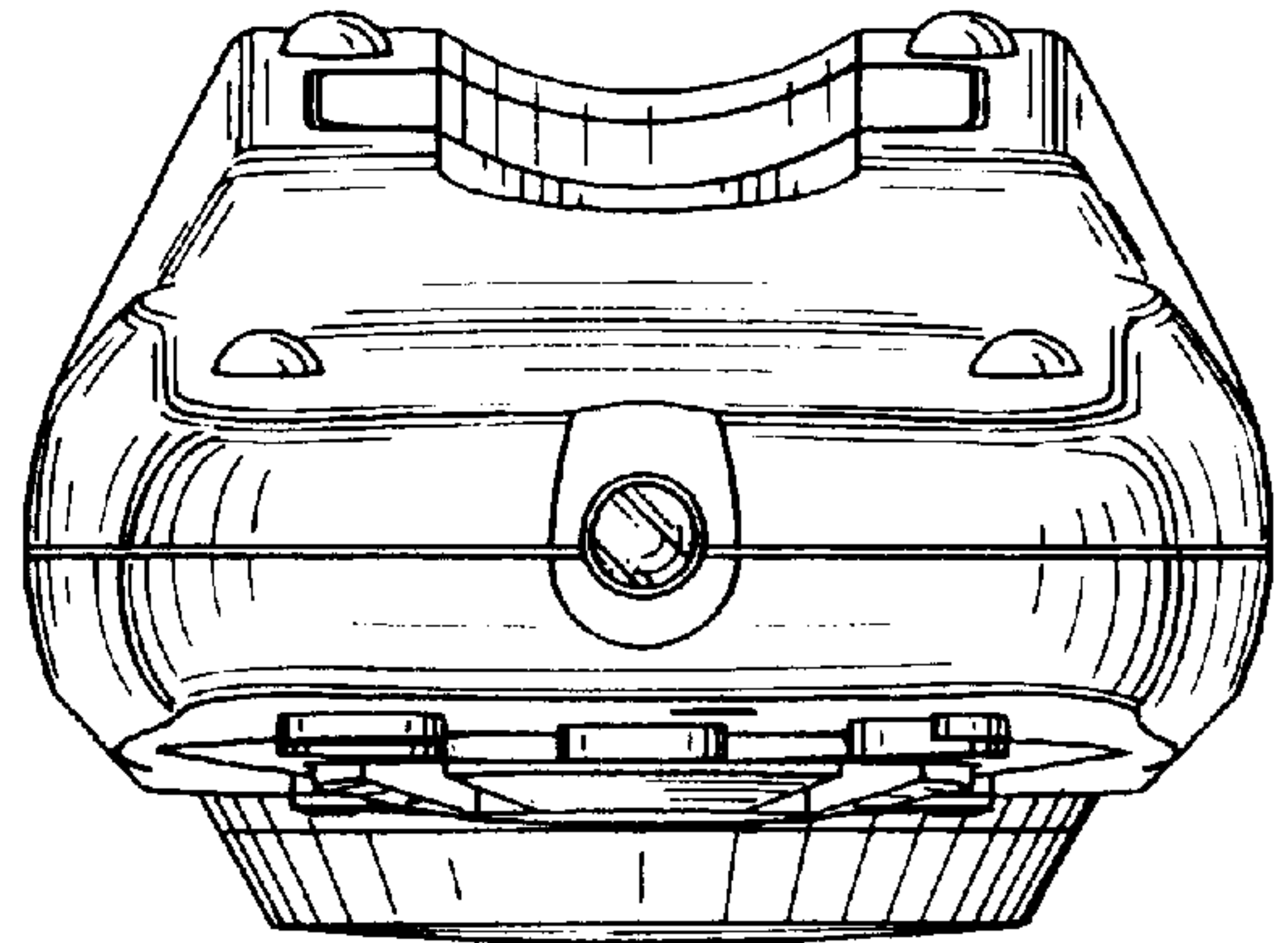
**1 Claim, 3 Drawing Sheets**



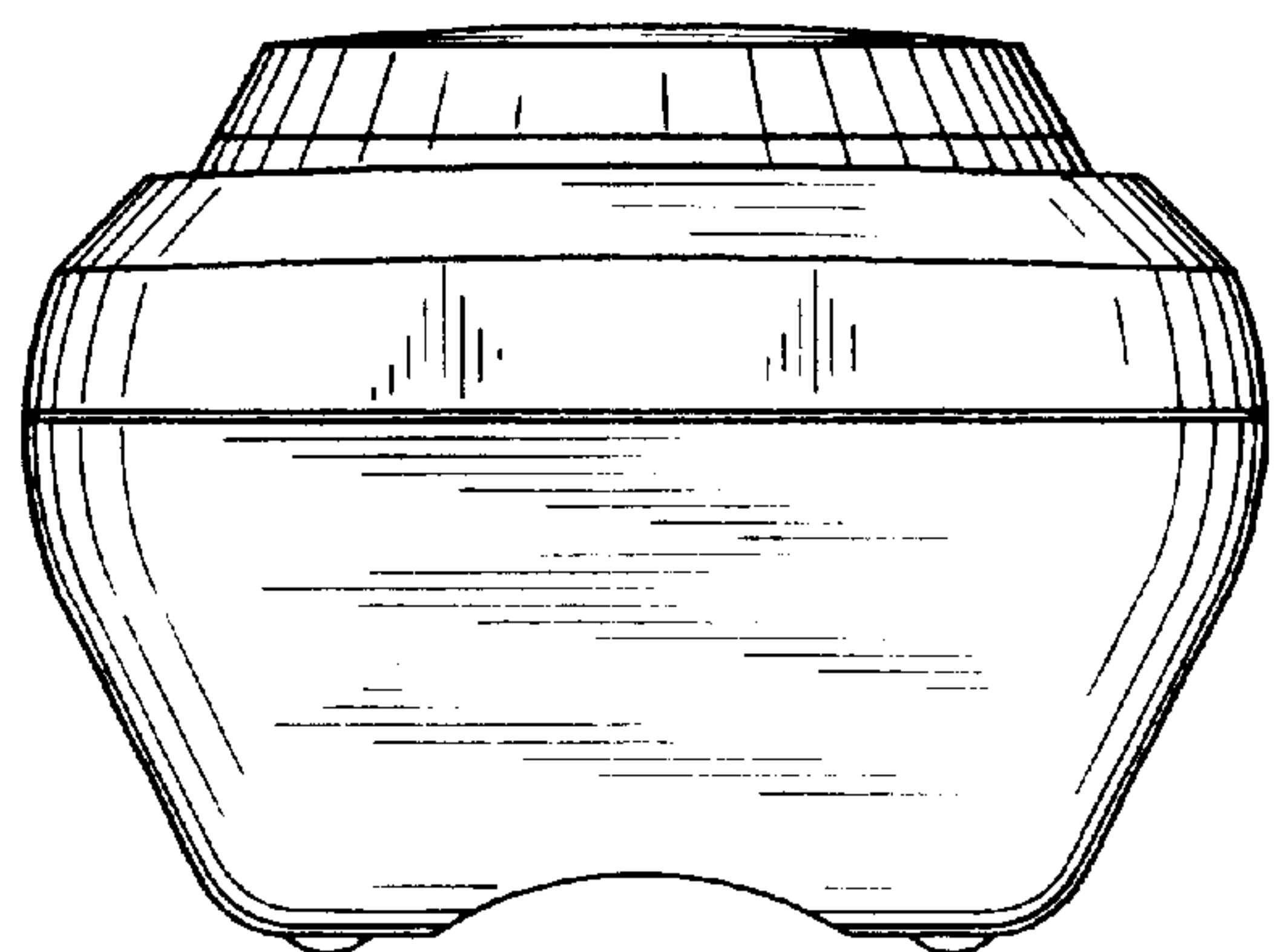
**FIG. 1**



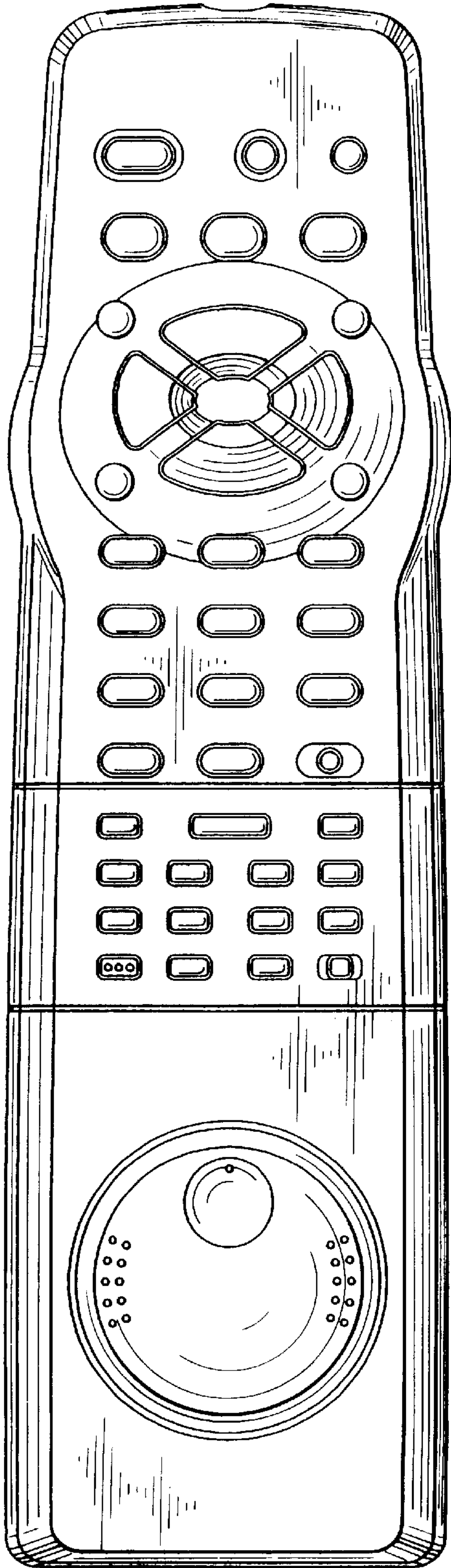
**FIG. 2**



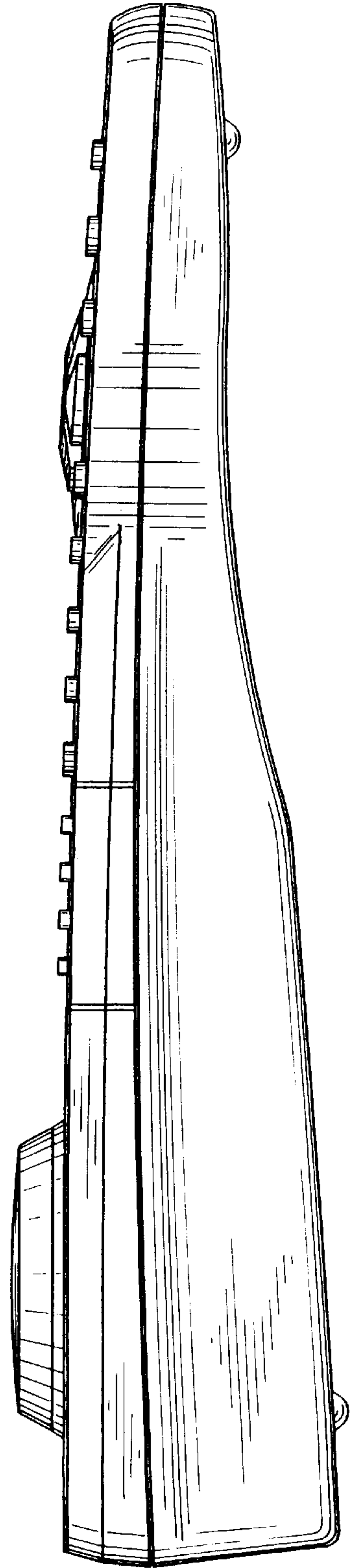
**FIG. 3**




*FIG. 4*



*FIG. 5*



*FIG. 6*



*FIG. 7*

