



US00D430548S

United States Patent [19]
Hinde

[11] **Patent Number: Des. 430,548**
[45] **Date of Patent: ** Sep. 5, 2000**

[54] **TELEPHONE HANDSET**
[75] Inventor: **Graham Hinde**, Neunen, Netherlands
[73] Assignees: **Philips Consumer Communications B.V.**, Eindhoven, Netherlands; **Lucent Technologies Consumer Products L.P.**, Murray Hill, N.J.

D. 353,808 12/1994 Taniguchi et al. D14/138
D. 358,148 5/1995 Nagele et al. D14/138
D. 374,666 10/1996 Matsumoto D14/147
D. 380,750 7/1997 Sato et al. D14/138
D. 384,079 9/1997 Hung D14/248
D. 403,677 1/1999 Mayer et al. D14/138
5,461,672 10/1995 Enokido et al. 379/433

[**] Term: **14 Years**

Primary Examiner—Jeffrey Asch
Attorney, Agent, or Firm—Jack D. Slobod

[21] Appl. No.: **29/092,360**

[57] **CLAIM**

[22] Filed: **Aug. 17, 1998**

The ornamental design for an telephone handset, as shown and described.

[51] **LOC (7) Cl.** **14-03**

DESCRIPTION

[52] **U.S. Cl.** **D14/147**

[58] **Field of Search** D14/137, 248,
D14/138, 118, 101, 148, 147, 149–151,
140–142, 240, 241; 379/433–436, 419,
420, 428, 440; 455/550–575, 90

FIG. 1 is a perspective view of a telephone handset;
FIG. 2 is a front elevational view thereof;
FIG. 3 is a rear elevational view thereof;
FIG. 4 is a left elevational view thereof;
FIG. 5 is a right elevational view thereof;
FIG. 6 is a top elevational view thereof; and,
FIG. 7 is a bottom elevational view thereof.

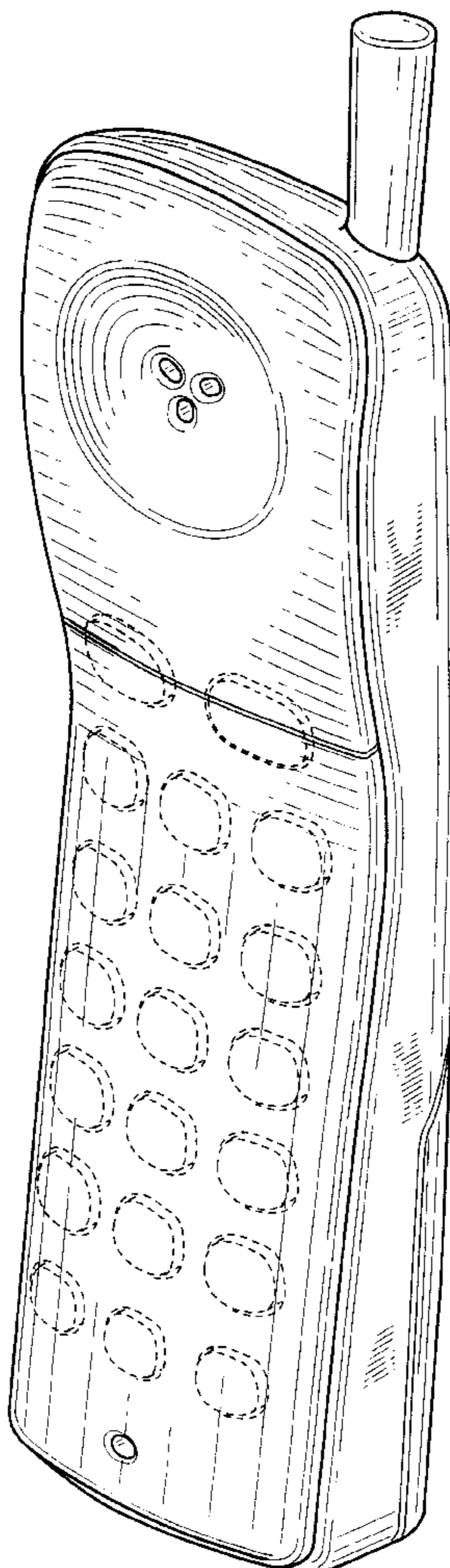
[56] **References Cited**

U.S. PATENT DOCUMENTS

D. 334,187 3/1993 Matsuda D14/138
D. 347,005 5/1994 Suzuki D14/138
D. 352,029 11/1994 Cowan D14/138

The broken line showings of FIG. 1 are for illustrative purposes only and form no part of the claimed design.

1 Claim, 6 Drawing Sheets



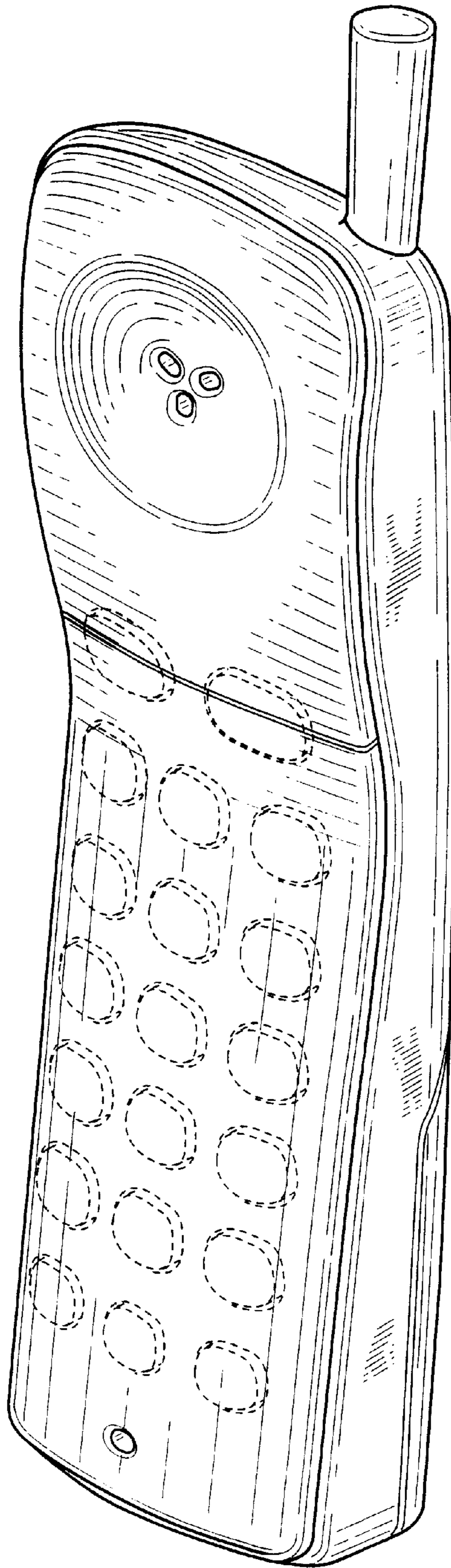


FIG. 1

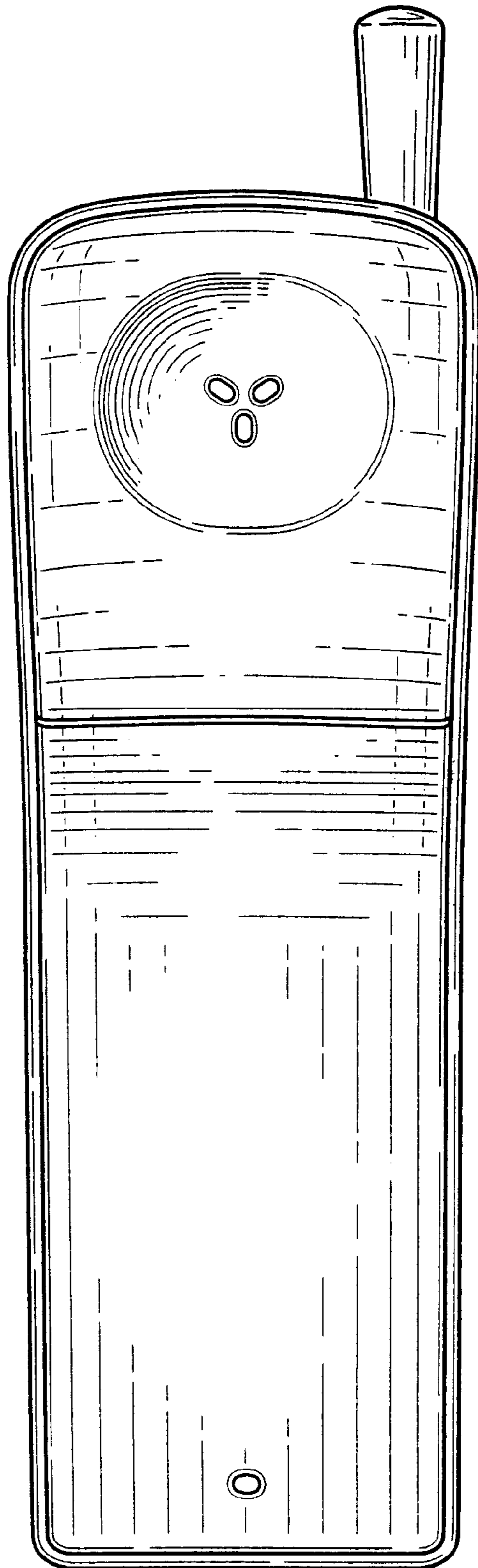


FIG. 2




FIG. 3

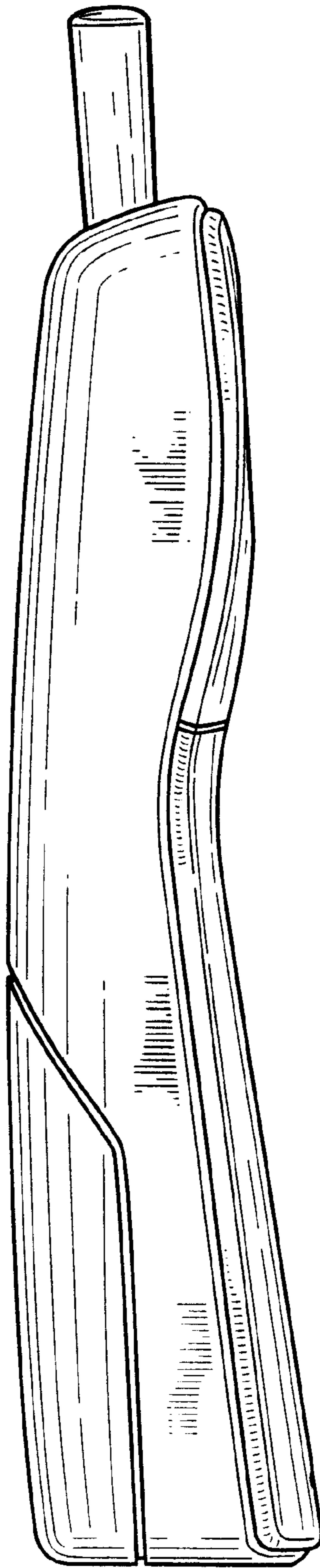


FIG. 4

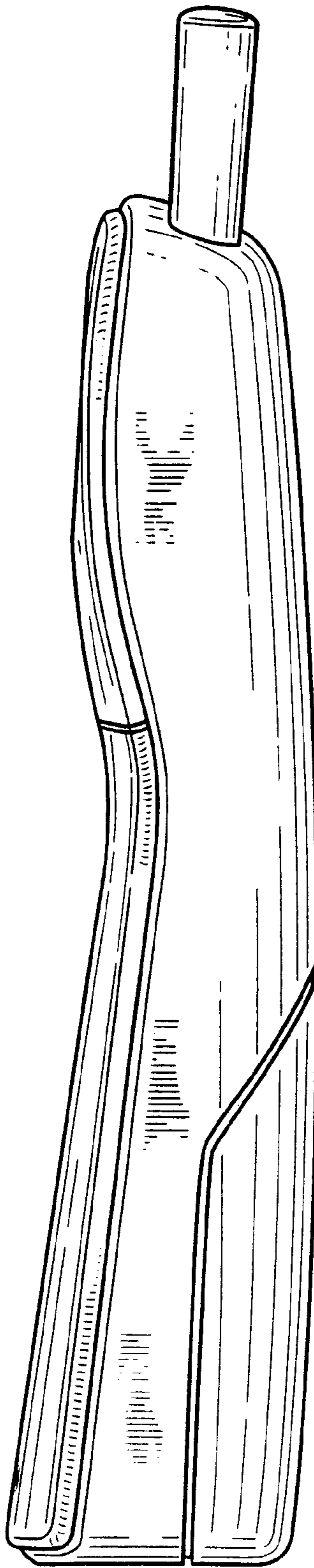


FIG. 5

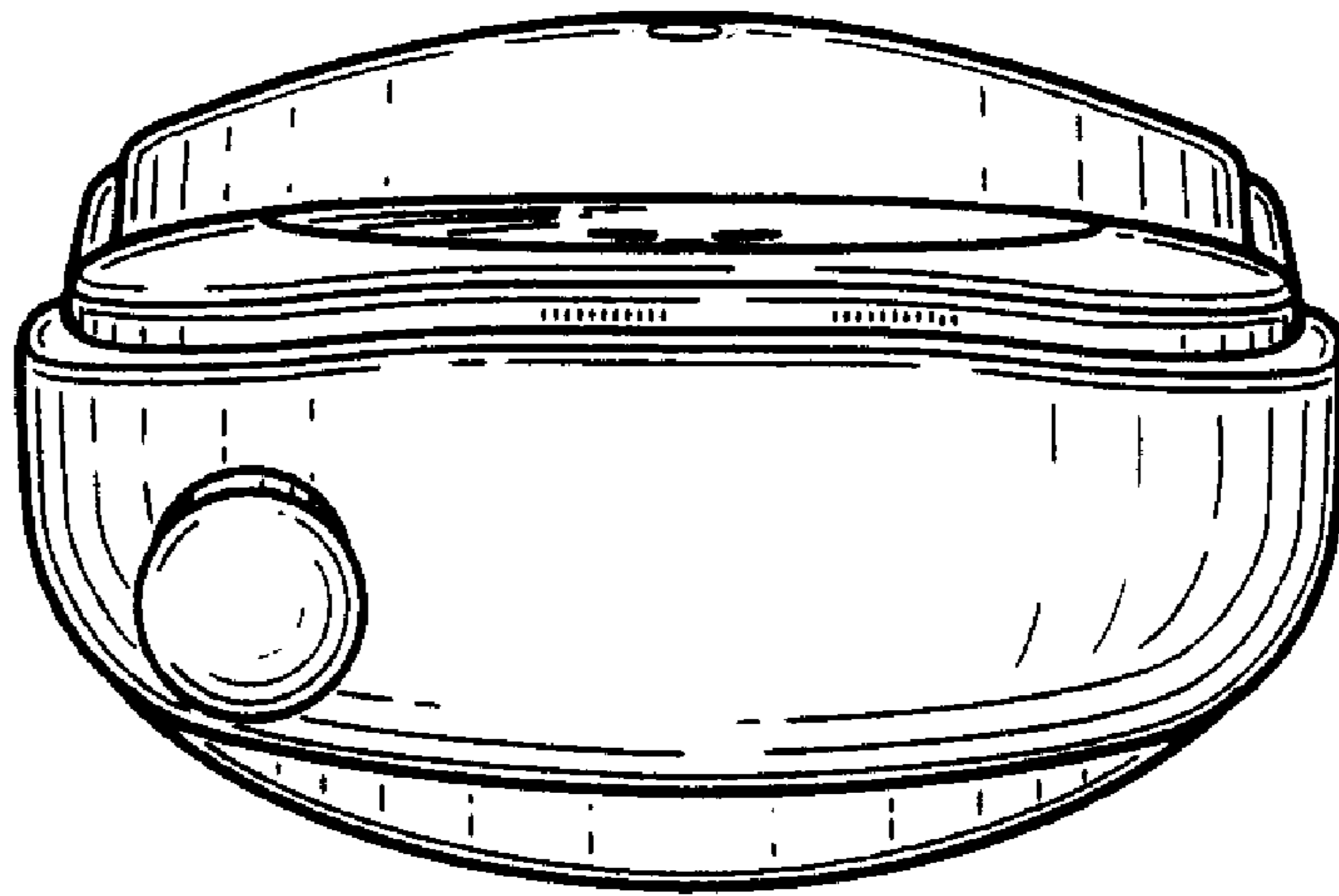


FIG. 6

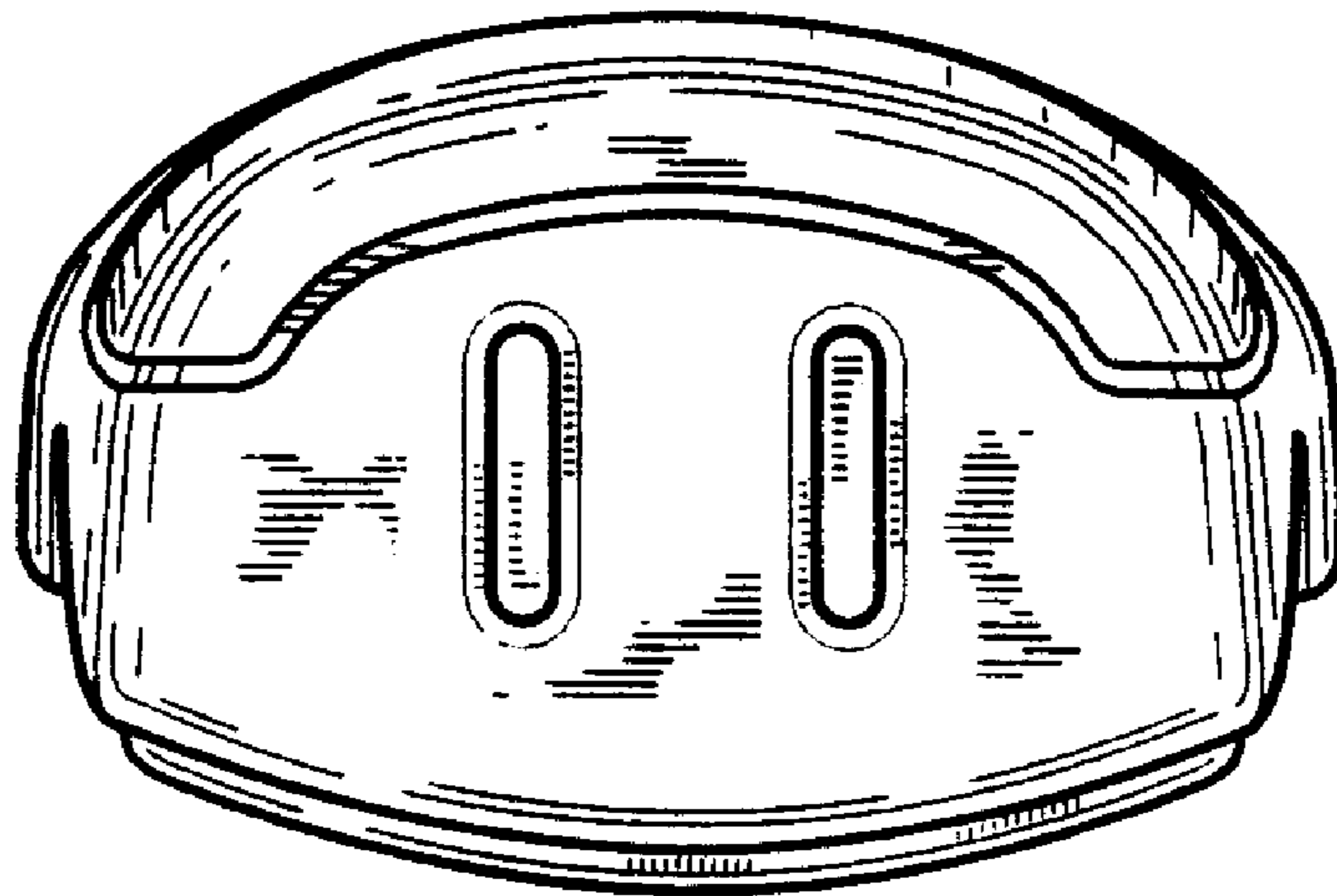


FIG. 7