

US00D430537S

United States Patent [19]

Etter et al.

[11] Patent Number: **Des. 430,537**

[45] Date of Patent: **** Sep. 5, 2000**

[54] **POWER TOOL BATTERY RECHARGER**

[75] Inventors: **Mark A. Etter; Leslie Daily Gist; Michael A. Lagaly**, all of Jackson, Tenn.

[73] Assignee: **Porter-Cable Corporation**, Jackson, Tenn.

[**] Term: **14 Years**

[21] Appl. No.: **29/105,687**

[22] Filed: **Jun. 1, 1999**

[51] **LOC (7) Cl.** **13-02**

[52] **U.S. Cl.** **D13/107**

[58] **Field of Search** D13/107, 108, D13/118; D14/251, 253; 320/110-115

[56] **References Cited**

U.S. PATENT DOCUMENTS

D. 215,303	9/1969	Carpenter	D13/108
D. 328,055	7/1992	Tien	D13/107
D. 358,154	5/1995	Jondelius	D14/253
D. 385,283	10/1997	Snyder et al.	D14/253
D. 404,006	1/1999	Clowers et al.	.	
3,659,180	4/1972	Urbush	320/115
6,018,230	1/2000	Casey	320/114

OTHER PUBLICATIONS

Bosch Catalog, front and back covers, and p. 28 (1997).
Craftsman® Power and Hand Tools Catalog (1997-1998), cover page and p. 110.

Porter Cable Catalog, front and back covers, and p. 48.

Tools on Sale™ 1997 Catalog, front cover and pp. 10, 12-15 and 19.

Primary Examiner—Joel Sincavage
Attorney, Agent, or Firm—Merchant & Gould P.C.

[57] **CLAIM**

The ornamental design for a power tool battery recharger, as shown and described.

DESCRIPTION

FIG. 1 is a front and top right perspective view of a power tool battery recharger;

FIG. 2 is a front view of the power tool battery recharger shown in FIG. 1.

FIG. 3 is a rear view of the power tool battery recharger shown in FIG. 1.

FIG. 4 is a right side view of the power tool battery recharger shown in FIG. 1.

FIG. 5 is a left side view of the power tool battery recharger shown in FIG. 1.

FIG. 6 is a top view of the power tool battery recharger shown in FIG. 1; and,

FIG. 7 is a bottom view of the power tool battery recharger shown in FIG. 1.

1 Claim, 7 Drawing Sheets




FIG. 1




FIG. 2




FIG. 3




FIG. 4




FIG. 5




FIG. 6




FIG. 7

