



US00D430531S

United States Patent [19]

Bally et al.

[11] Patent Number: **Des. 430,531**

[45] Date of Patent: **** Sep. 5, 2000**

[54] **LUGGAGE CARRIER FOR TWO-WHEELED VEHICLES**

[75] Inventors: **Diego Bally**, Zurich, Switzerland;
Heinz Weissenberger, Jestetten, Germany

[73] Assignee: **Gebruder Pletscher AG**, Marthalen, Switzerland

[**] Term: **14 Years**

[21] Appl. No.: **29/090,793**

[22] Filed: **Jul. 16, 1998**

[30] **Foreign Application Priority Data**

Jan. 16, 1998 [XH] Hague Agreement DMA/003979

[51] **LOC (7) Cl.** **12-16**

[52] **U.S. Cl.** **D12/407**

[58] **Field of Search** D12/407, 114,
D12/120; 224/446, 448, 454, 455, 458

[56] **References Cited**

U.S. PATENT DOCUMENTS

- D. 249,676 9/1978 Pletscher .
- D. 303,781 10/1989 Pletscher .

- D. 363,266 10/1995 Ropp et al. D12/407
- D. 369,138 4/1996 Gotschi D12/407
- D. 391,918 3/1998 Dunn D12/407
- 2,536,570 1/1951 Rehn 224/446
- 2,809,053 10/1957 Pletscher .
- 5,655,696 8/1997 Simonett 224/454

Primary Examiner—Pamela Burgess
Attorney, Agent, or Firm—Oliff & Berridge, PLC


[57] **CLAIM**

The ornamental design for luggage carrier for two-wheeled vehicles, as shown and described.

DESCRIPTION

FIG. 1 is a top view of a luggage carrier for two-wheeled vehicles in accordance with our inventive design;
 FIG. 2 is a bottom view thereof;
 FIG. 3 is a left side view thereof;
 FIG. 4 is a right side/top perspective view thereof;
 FIG. 5 is a left side/bottom perspective view thereof;
 FIG. 6 is another left side/bottom perspective view thereof;
 FIG. 7 is a top view thereof with a center cover portion in an open position; and,
 FIG. 8 is a left side view thereof with a luggage holder portion in a raised position.

1 Claim, 8 Drawing Sheets






Figure 1




Figure 2

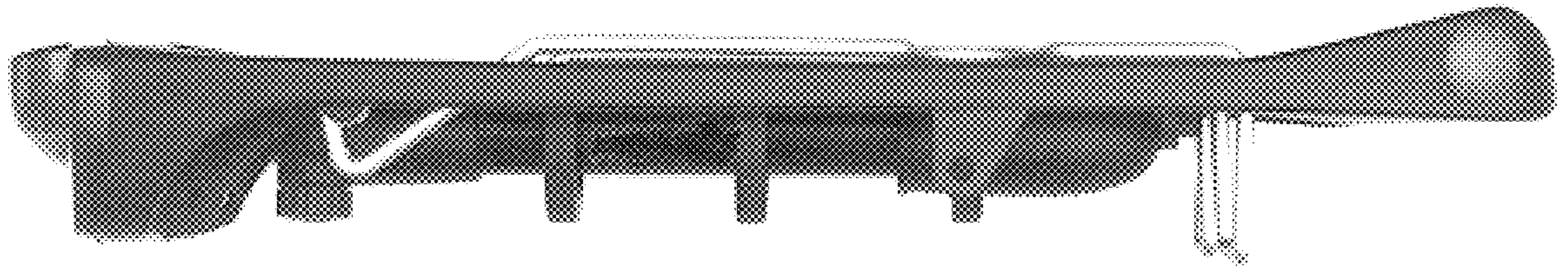


Figure 3




Figure 4




Figure 5




Figure 6

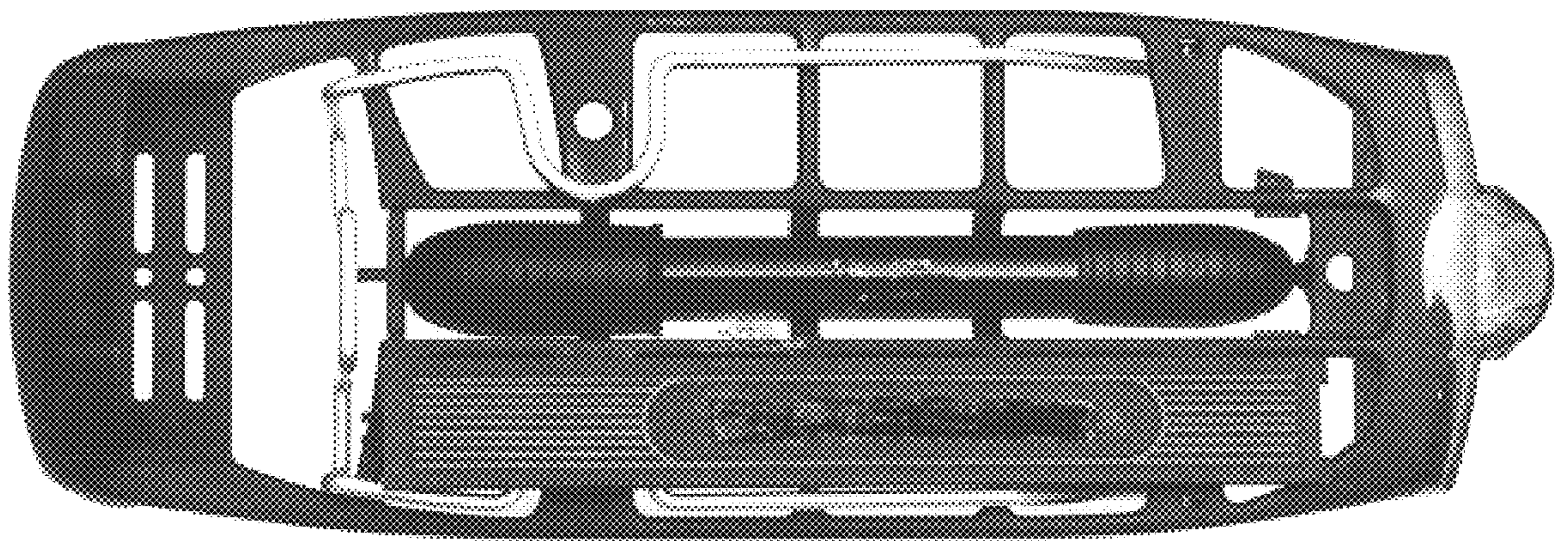


Figure 7




Figure 8