



US00D430514S

United States Patent [19]

Bethea et al.

[11] Patent Number: Des. 430,514

[45] Date of Patent: ** Sep. 5, 2000

[54] TIRE TREAD

[75] Inventors: T. James Bethea, Cleveland; John J. Regallis, Akron, both of Ohio

[73] Assignee: Bridgestone/Firestone Research, Inc., Akron, Ohio

[**] Term: 14 Years

[21] Appl. No.: 29/113,850

[22] Filed: Nov. 12, 1999

[51] LOC (7) Cl. 12-15

[52] U.S. Cl. D12/141

[58] Field of Search D12/138-152;
152/209.1, 209.8, 209.9, 209.11, 209.13,
209.28, 900, 901, 902, 903

[56] **References Cited**

U.S. PATENT DOCUMENTS

D. 323,801	2/1992	Kajita	D12/147
D. 335,841	5/1993	Caretta et al.	D12/146
D. 384,616	10/1997	Yukawa	D12/147
D. 392,227	3/1998	Lim et al.	D12/147
D. 402,940	12/1998	McKisson et al.	D12/147
D. 403,629	1/1999	Guspodin et al.	D12/147

D. 403,997	1/1999	Albert	D12/147
D. 404,694	1/1999	Himuro et al.	D12/147

Primary Examiner—Robert M. Spear
Attorney, Agent, or Firm—Sand & Sebolt

[57] **CLAIM**

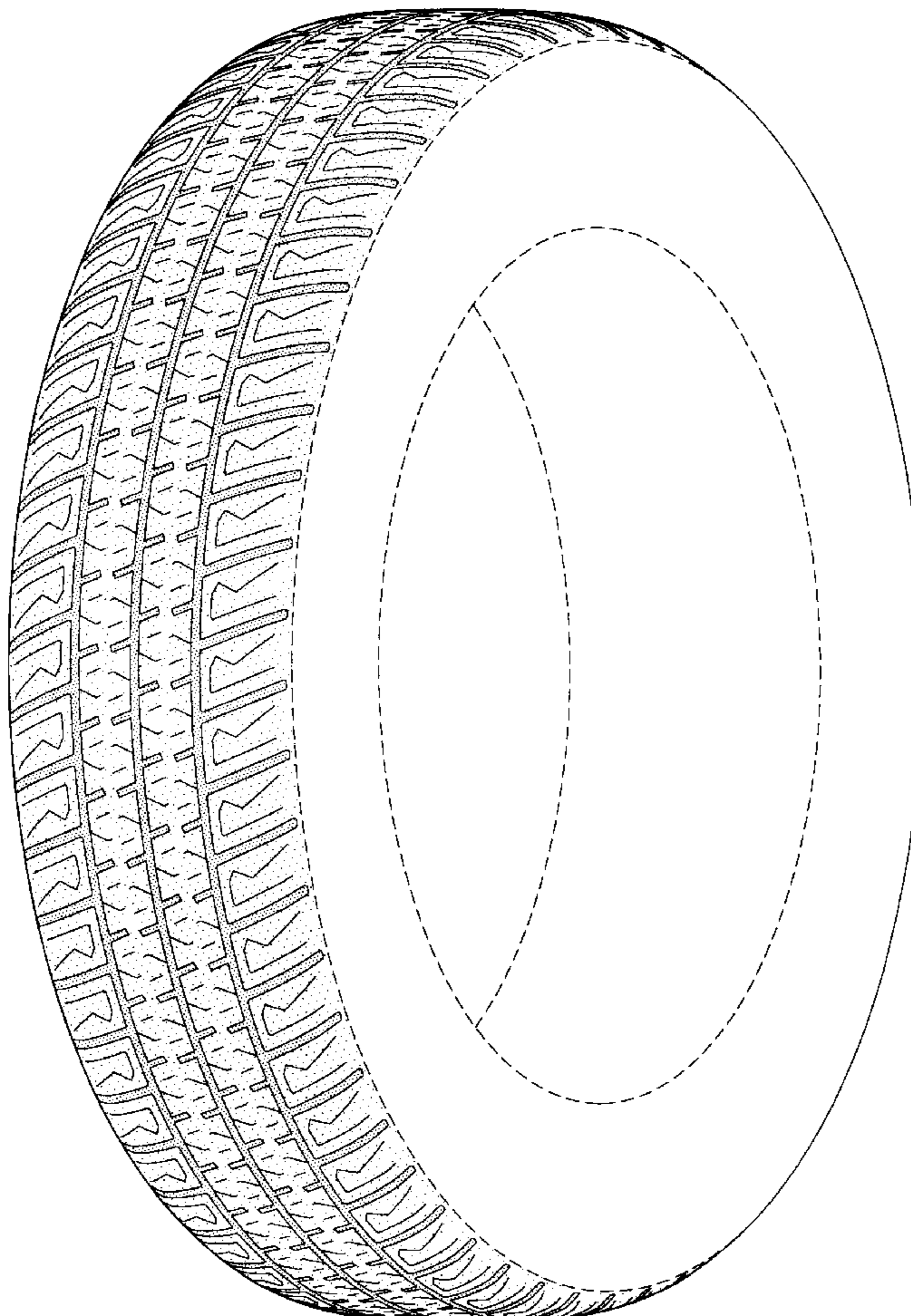
The ornamental design for a tire tread, as shown and described.

DESCRIPTION

FIG. 1 is a side perspective view of a tire tread showing our new design, it being understood that the tread pattern is repeated throughout the circumference of the tire tread, the opposite side being the same as that shown; FIG. 2 is a front elevational view thereof; FIG. 3 is a side elevational view of the right side thereof, the opposite side being identical thereto; and, FIG. 4 is an enlarged fragmentary front elevational view thereof.

The dark stippled surface shading represents the recessed portion of the tread grooves, having a depth as best shown in FIG. 2; the broken lines defining the tire sidewall and inner bead and the peripheral boundary between the tire tread and sidewall are for illustrative purposes only and form no part of the claimed design.

1 Claim, 4 Drawing Sheets



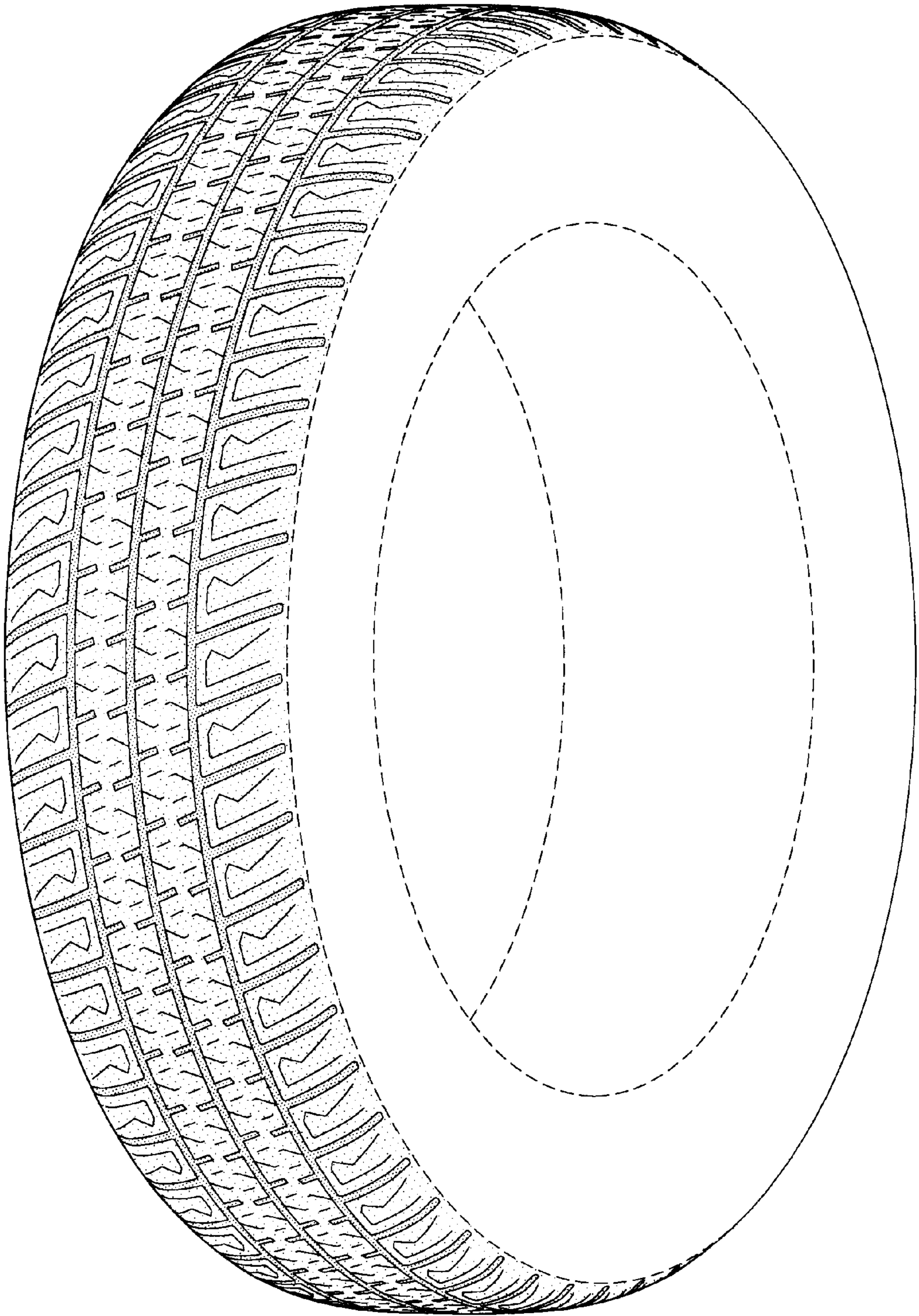


FIG-1

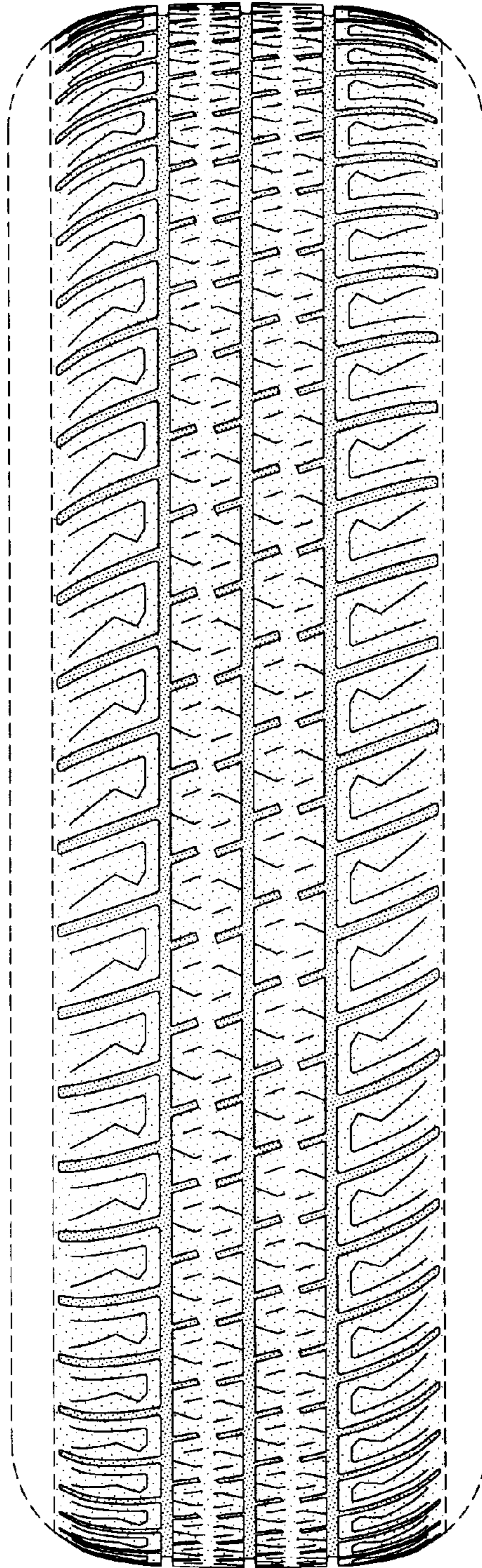


FIG-2

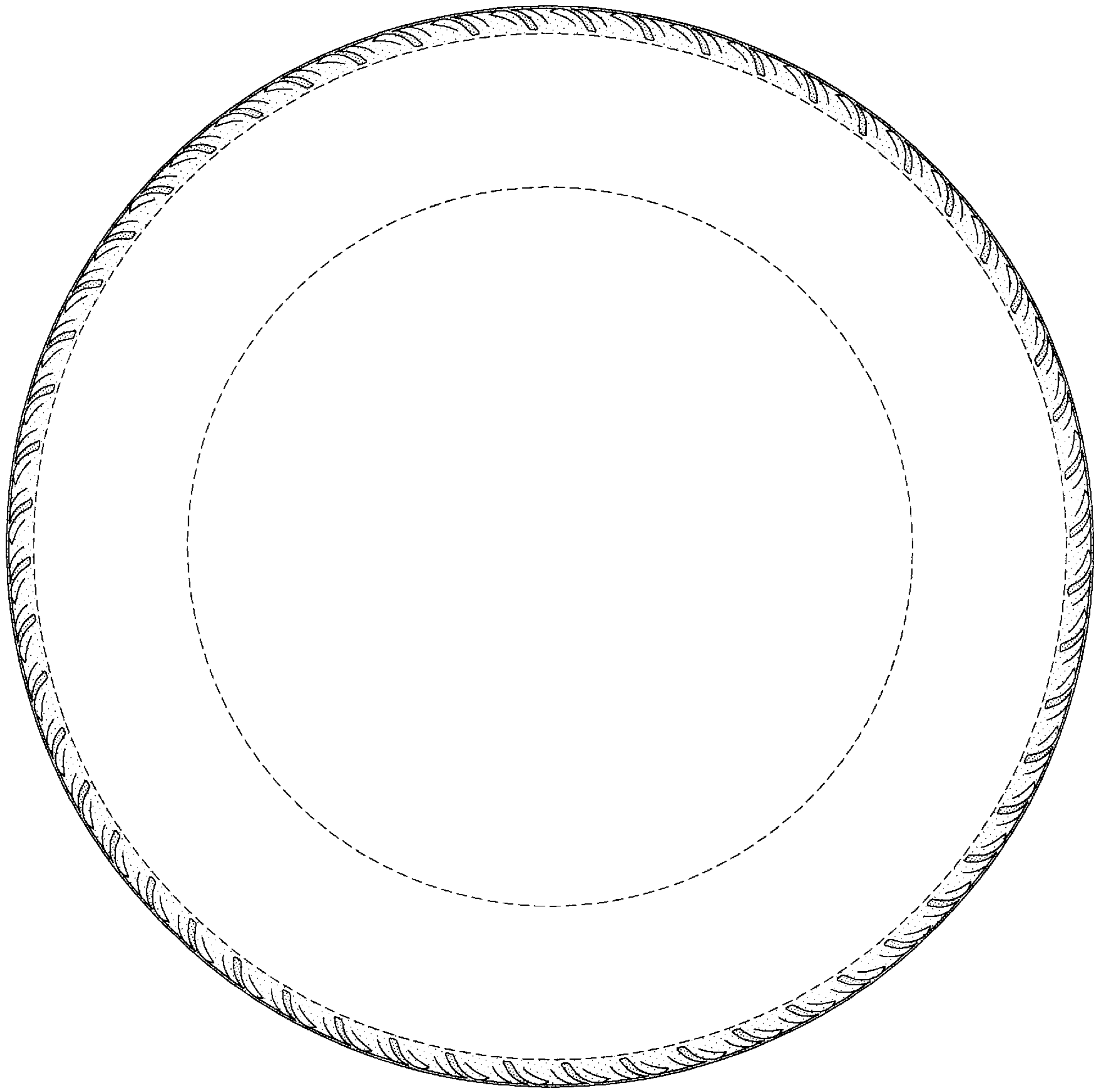


FIG-3




FIG-4