



US00D430510S

United States Patent [19]
Hanamura

[11] **Patent Number: Des. 430,510**

[45] **Date of Patent: ** Sep. 5, 2000**

[54] **BICYCLE SPROCKET UNIT**

[75] Inventor: **Junichi Hanamura**, Wakayama, Japan

[73] Assignee: **Shimano Inc.**, Osaka, Japan

[**] Term: **14 Years**

[21] Appl. No.: **29/083,236**

[22] Filed: **Feb. 6, 1998**

[51] **LOC (7) Cl.** **12-11**

[52] **U.S. Cl.** **D12/123**

[58] **Field of Search** D12/123; D15/5;
188/24.11-24.14; 474/152, 155-158, 160-162,
164

[56] **References Cited**

U.S. PATENT DOCUMENTS

D. 30,038	1/1899	Patee	D12/123
D. 35,193	10/1901	Dodge	D12/123
D. 222,572	11/1971	Shimano et al.	D12/123
D. 242,539	11/1976	Manofsky et al.	D12/123
D. 266,558	10/1982	Breen et al.	D12/123
D. 306,842	3/1990	Beiser	D12/123
D. 366,017	1/1996	Boone	D12/123
D. 368,055	3/1996	Jouret	D12/123
4,439,172	3/1984	Segawa	474/160
4,741,724	5/1988	Wang	474/160
4,988,328	1/1991	Iwasaki et al.	474/160

OTHER PUBLICATIONS

Schwab Cycles, element A sprocket assembly, May, 1997, p. 23.

1996 Shimano Bicycle System Components Aug. 1995, pp. 20, 50 and 54.

Primary Examiner—Alan P. Douglas

Assistant Examiner—Linda Brooks

Attorney, Agent, or Firm—Shinju Global IP Counselors, LLP

[57] **CLAIM**

The ornamental design for a bicycle sprocket unit, as shown and described herein.

DESCRIPTION

FIG. 1 is a front elevational view of a bicycle sprocket unit showing my new design;

FIG. 2 is a front elevational view thereof;

FIG. 3 is a rear elevational view of FIG. 2;

FIG. 4 is a left side elevational view thereof;

FIG. 5 is a right side elevational view thereof;

FIG. 6 is a top plan view thereof;

FIG. 7 is a bottom plan view thereof;

FIG. 8 is a front elevational view thereof, with several of the sprocket gears removed for clarity of disclosure; and,

FIG. 9 is an enlarged top perspective view thereof.

The broken line showing of environment features shown throughout the drawings are for illustrative purposes only and forms no part of the claimed design.

1 Claim, 5 Drawing Sheets




Fig. 1




Fig. 2

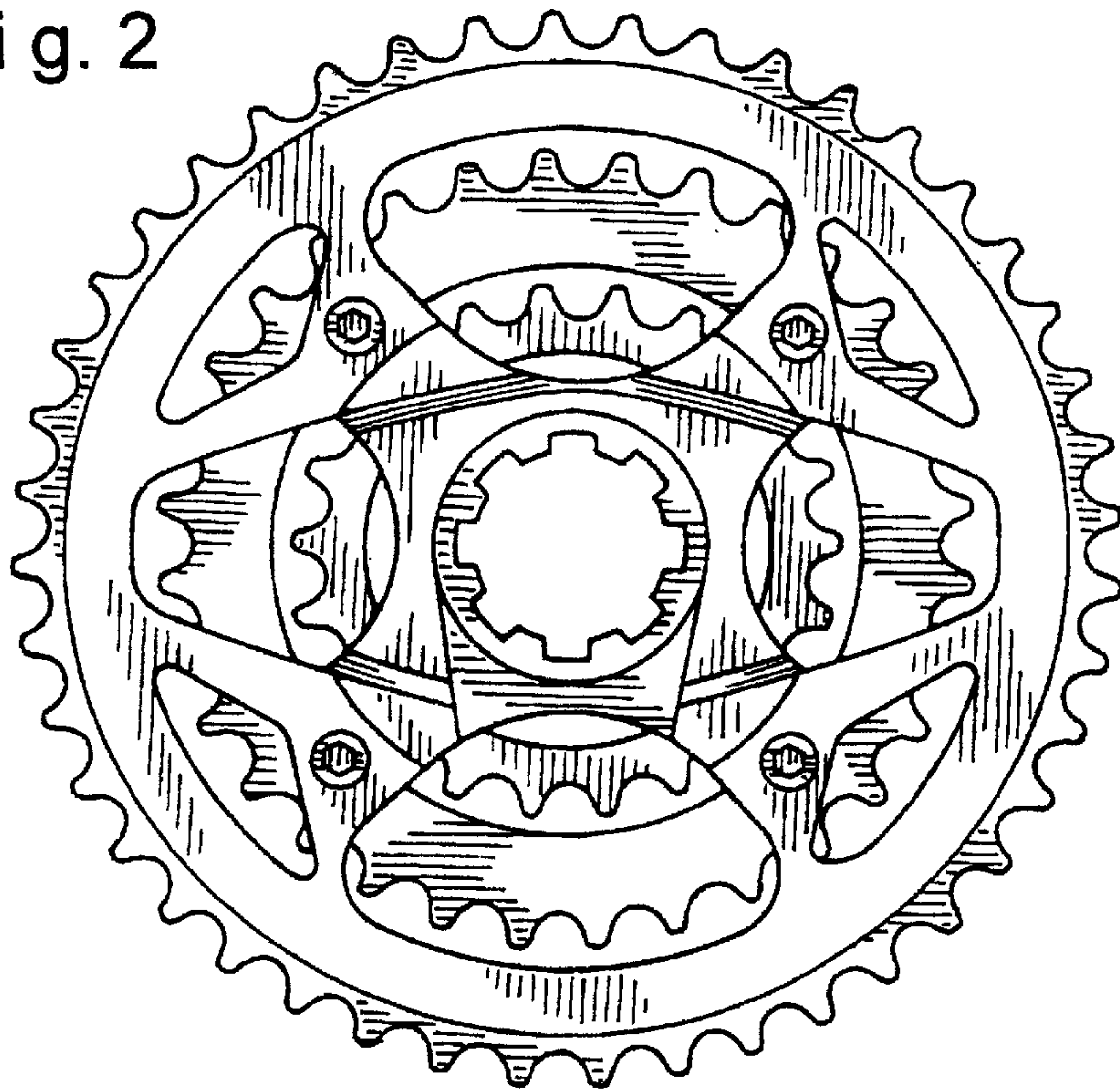


Fig. 3

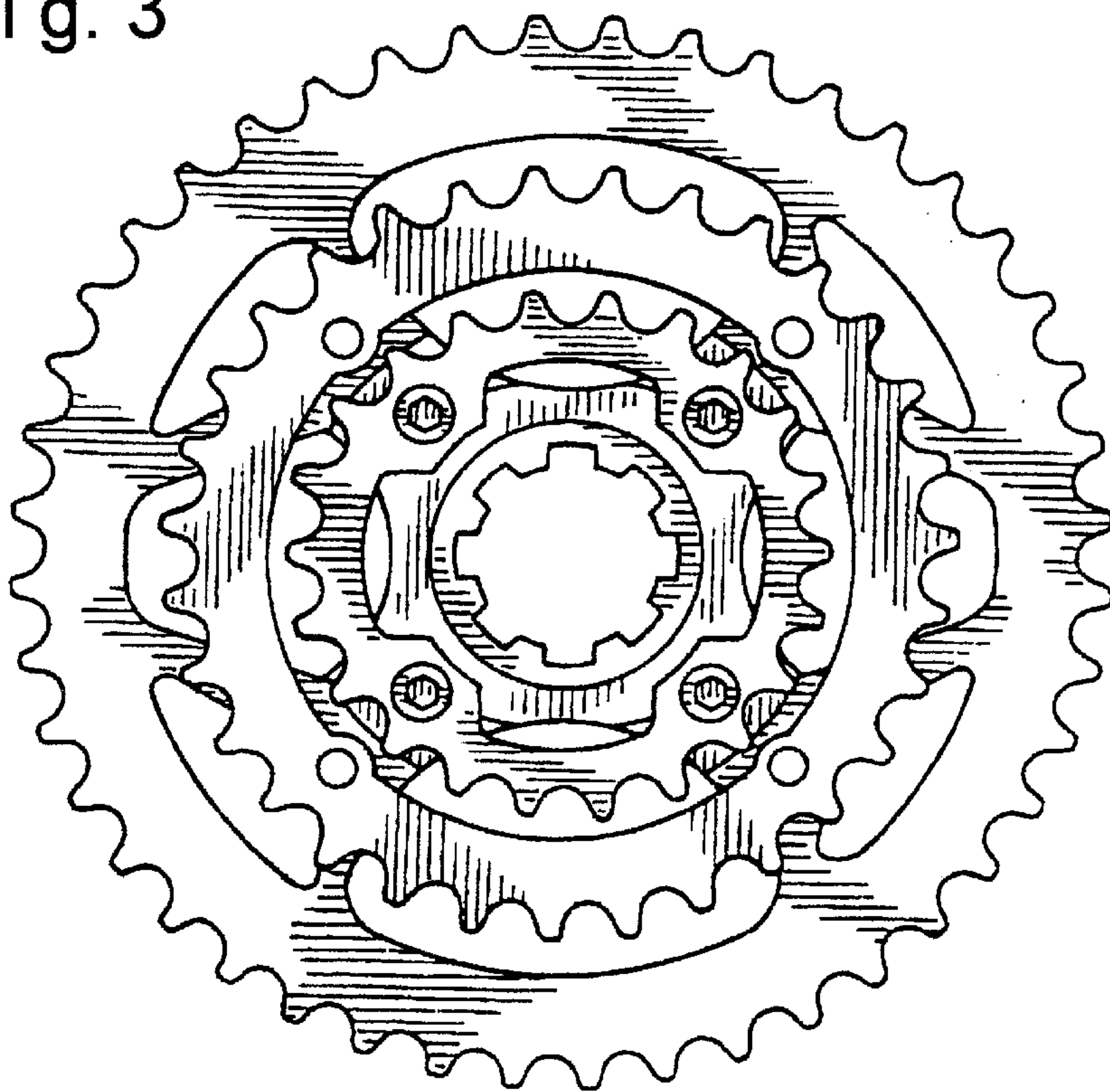


Fig. 4

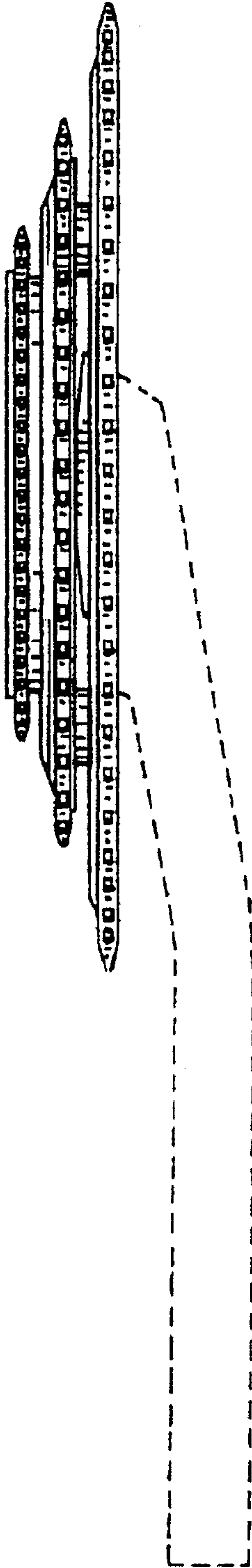


Fig. 5

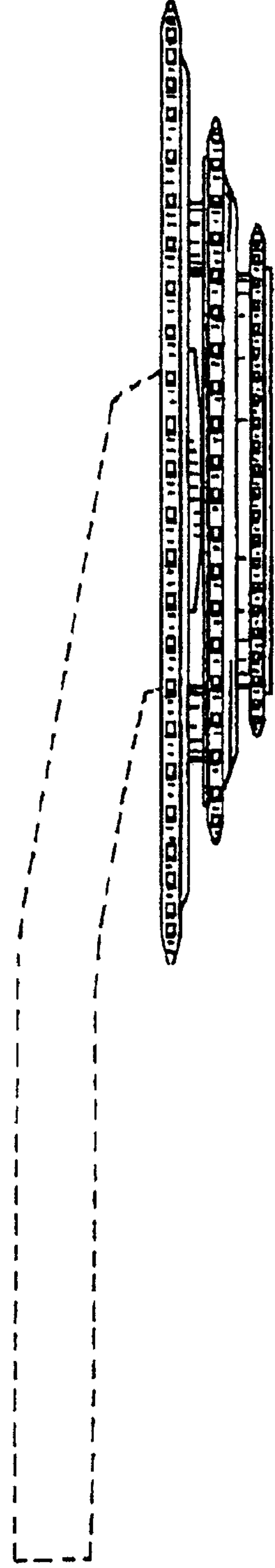


Fig. 6



Fig. 7




Fig. 8

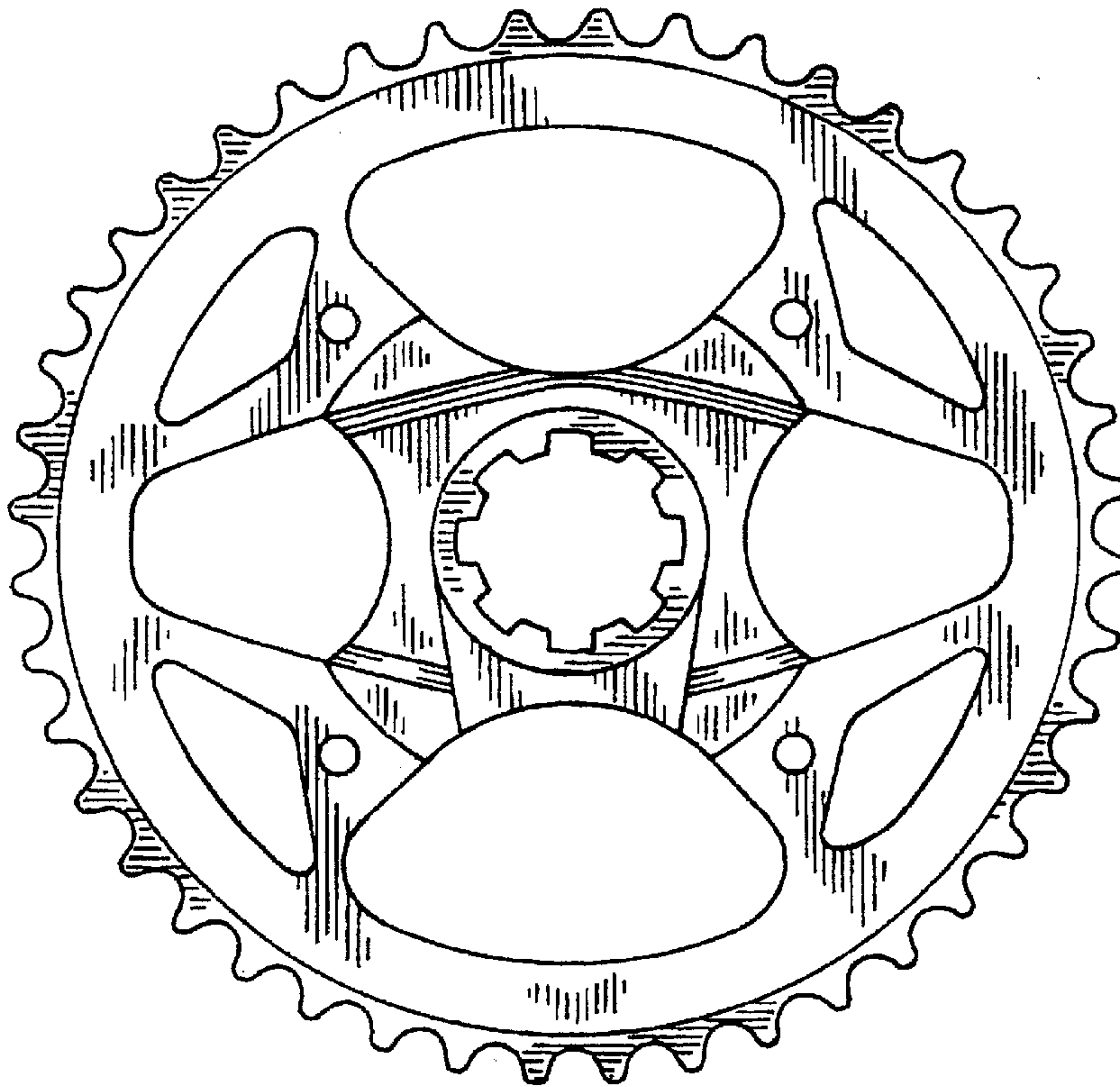


Fig. 9

