



US00D430508S

# United States Patent [19]

Crain et al.

[11] **Patent Number: Des. 430,508**

[45] **Date of Patent: \*\* Sep. 5, 2000**

[54] **AUTOMOBILE BODY**

[75] Inventors: **John E. Crain**, Birmingham; **Osamu Shikado**, Auburn Hills, both of Mich.

[73] Assignee: **DaimlerChrysler Corporation**, Auburn Hills, Mich.

[\*\*] Term: **14 Years**

[21] Appl. No.: **29/113,076**

[22] Filed: **Oct. 29, 1999**

[51] **LOC (7) Cl.** ..... **12-08**

[52] **U.S. Cl.** ..... **D12/92**

[58] **Field of Search** ..... D12/90-92, 86, D12/88; 296/185, 180.1; D21/424, 433

[56] **References Cited**

**U.S. PATENT DOCUMENTS**

D. 185,375	6/1959	Loewy	.....	D14/3
D. 212,152	9/1968	Haga	.....	D14/3
D. 313,773	1/1991	Walling et al.	.....	D12/92
D. 329,212	9/1992	Murkett et al.	.....	D12/91
D. 353,563	12/1994	Ferrario et al.	.....	D12/91
D. 360,171	7/1995	Hubbach et al.	.....	D12/91

D. 375,469	11/1996	Ferrario	.....	D12/91
D. 402,922	12/1998	Singer et al.	.....	D12/92
D. 404,691	1/1999	Gerisch et al.	.....	D12/92

*Primary Examiner*—Melody N. Brown  
*Attorney, Agent, or Firm*—Mark P. Calcaterra

[57] **CLAIM**

The ornamental design for an automobile body, as shown and described.

**DESCRIPTION**

FIG. 1 is a front perspective view illustrating an automobile body constructed in accordance with the teachings of the present invention.

FIG. 2 is a rear perspective view thereof.


FIG. 3 is a left side view thereof, it will be understood that the side opposite to that shown is a substantial mirror image thereof.

FIG. 4 is a front view thereof.

FIG. 5 is a rear view thereof.

It will be understood that the broken line showing of the wheels and tires and throughout the drawings is for illustrative purposes only and forms no part of the subject invention.

**1 Claim, 4 Drawing Sheets**



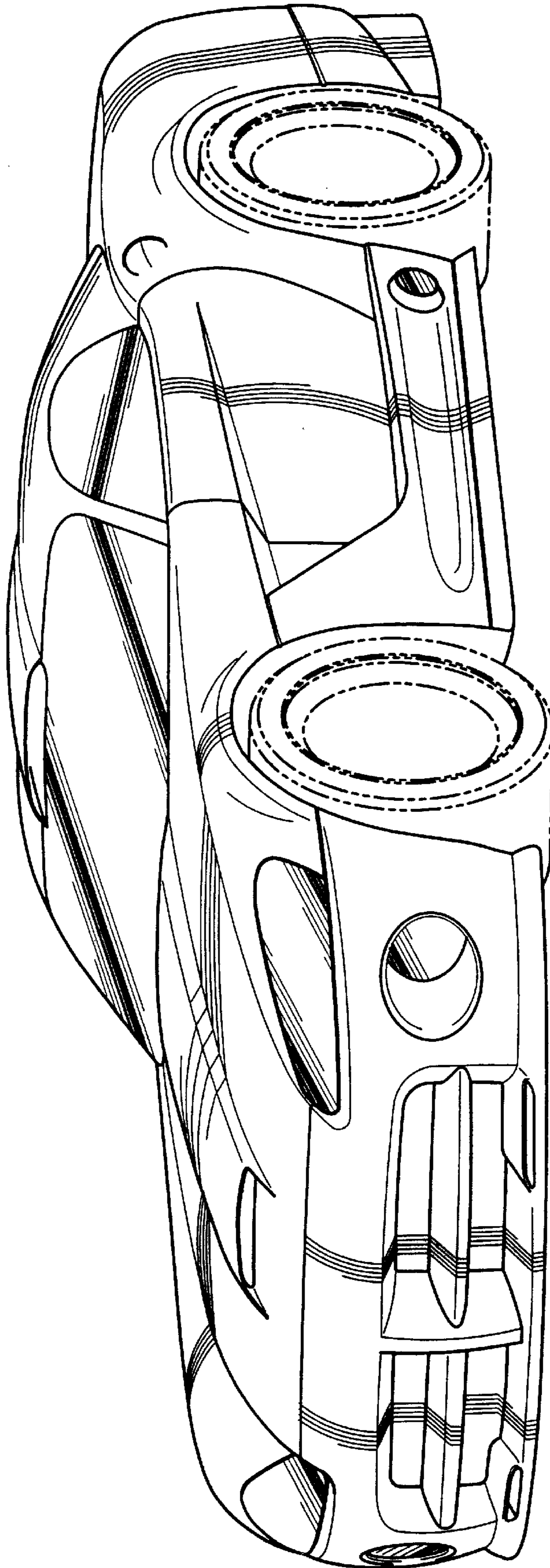


Figure - 1

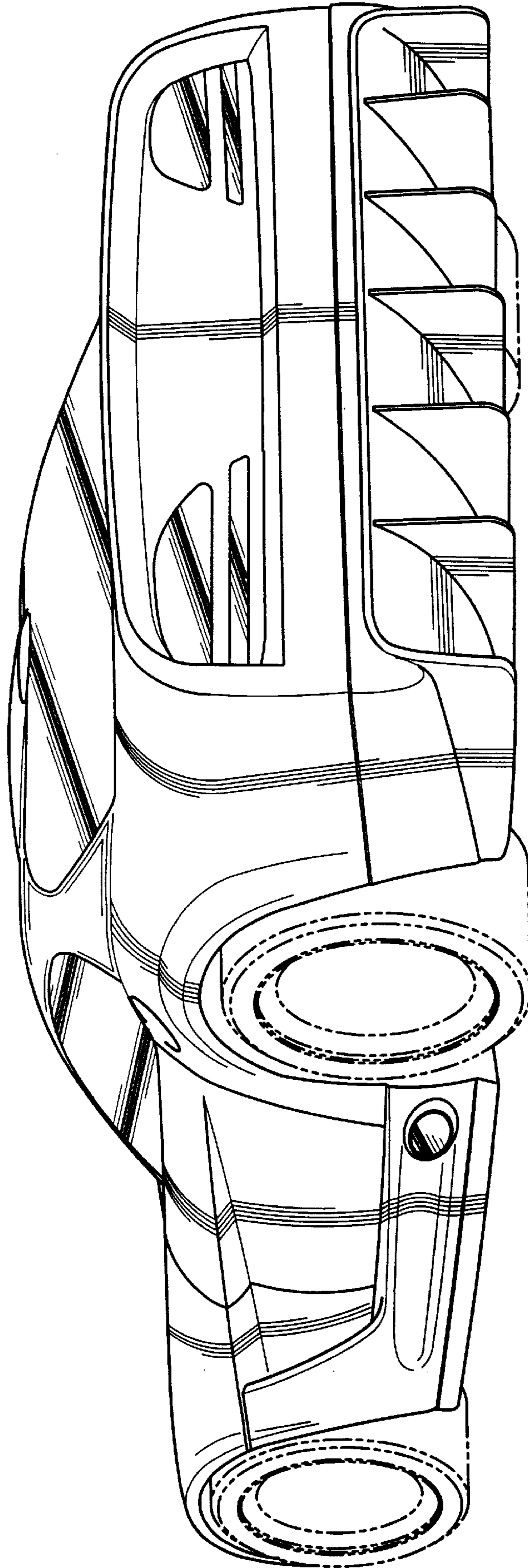


Figure - 2

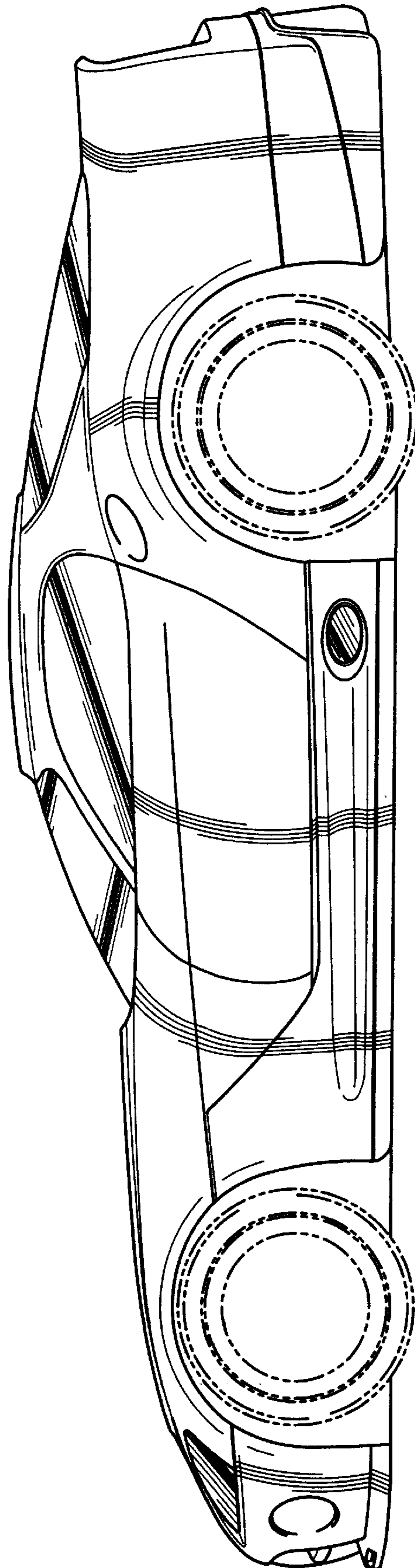


Figure - 3




Figure - 4

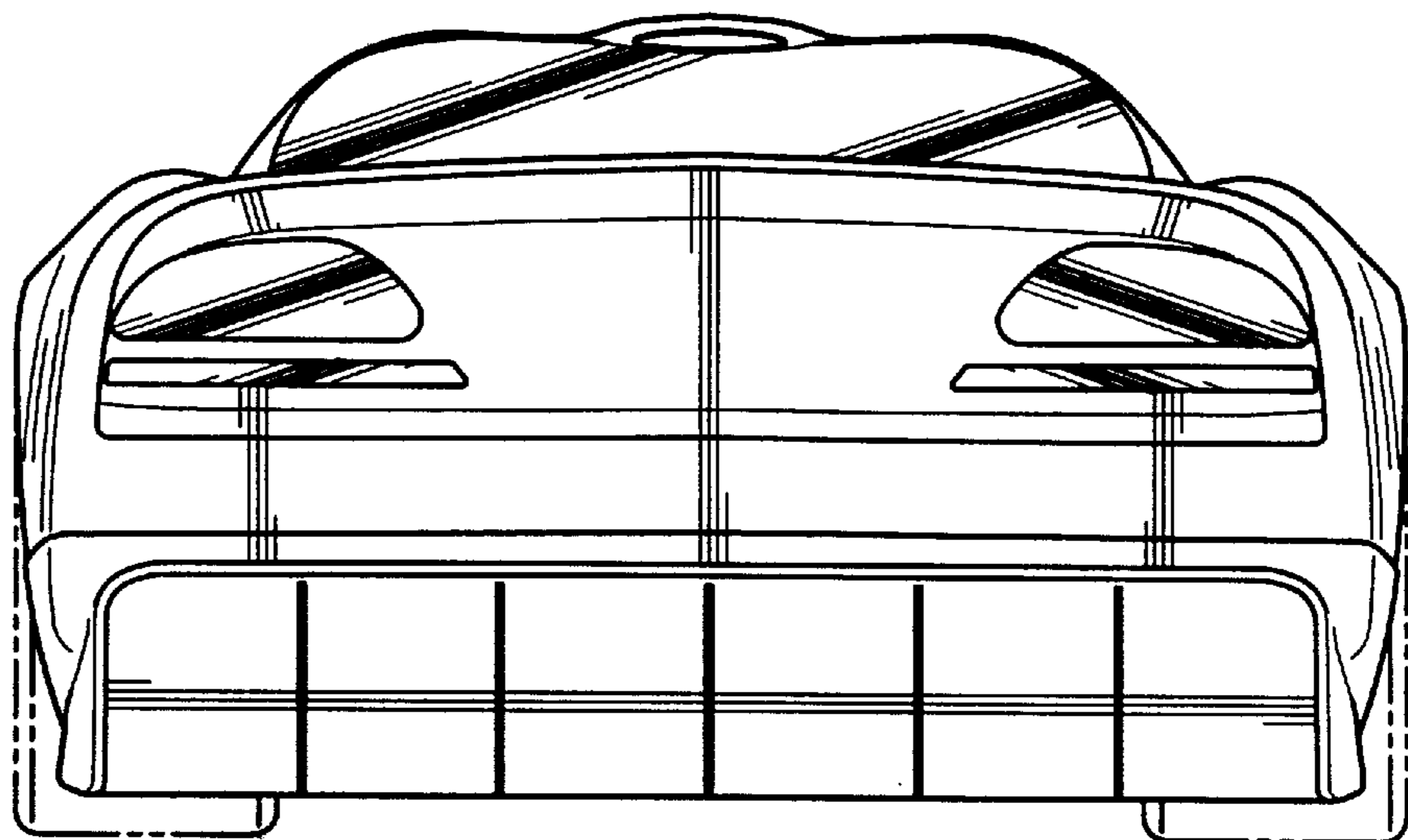


Figure - 5