



US00D430502S

# United States Patent [19]

**Jucker**

[11] **Patent Number: Des. 430,502**

[45] **Date of Patent: \*\* Sep. 5, 2000**

[54] **RING**

[75] Inventor: **Yasmine Jucker**, Mies, Switzerland

[73] Assignee: **Chopard International S.A.**,  
Switzerland

[\*\*] Term: **14 Years**

[21] Appl. No.: **29/102,030**

[22] Filed: **Mar. 16, 1999**

[51] **LOC (7) Cl. .... 28-03**

[52] **U.S. Cl. .... D11/26; D11/39; D11/4;**  
D11/3

[58] **Field of Search .... D11/26-39, 3,**  
D11/4; 63/3, 3.1, 7, 9, 15, 15.1, 15.2, 15.3,  
15.4, 15.45, 15.5, 15.65, 15.7, 15.8, 26

[56] **References Cited**

**U.S. PATENT DOCUMENTS**

D. 67,485 6/1925 Bloom et al. .... D11/32

D. 129,824 10/1941 Sager ..... D11/32  
D. 149,653 5/1948 Koven ..... D11/38  
D. 228,941 10/1973 Mechanic ..... D11/34  
D. 412,457 8/1999 Perrin et al. .... D11/26  
715,795 12/1902 Haskell ..... D11/26

*Primary Examiner*—Cathy Anne MacCormac  
*Attorney, Agent, or Firm*—McGlew and Tuttle, PC


[57] **CLAIM**


The ornamental design for a ring, as shown and described.

**DESCRIPTION**


FIG. 1 is a front view of the present invention;  
FIG. 2 is a back view;  
FIG. 3 is a top view;  
FIG. 4 is a bottom view;  
FIG. 5 is a left side view;  
FIG. 6 is a right view; and,  
FIG. 7 is a top perspective view.

**1 Claim, 2 Drawing Sheets**






*Fig. 1*




*Fig. 2*




*Fig. 3*



*Fig. 4*



*Fig. 5*



*Fig. 6*



*Fig. 7*