



US00D430500S

**United States Patent** [19]  
**Chen**

[11] **Patent Number: Des. 430,500**

[45] **Date of Patent: \*\* Sep. 5, 2000**

[54] **DOOR ALARM**

[76] Inventor: **Yi-Chen Chen**, No. 68-31, Yan Ji St.,  
Da An Area, Taipei, Taiwan

[\*\*] Term: **14 Years**

[21] Appl. No.: **29/115,323**

[22] Filed: **Dec. 13, 1999**

[51] **LOC (7) Cl.** ..... **10-05**

[52] **U.S. Cl.** ..... **D10/106**

[58] **Field of Search** ..... D10/104, 106,  
D10/121; 340/540, 544, 545, 546, 547,  
565, 566, 571, 572, 573

[56] **References Cited**

**U.S. PATENT DOCUMENTS**

D. 349,465	8/1994	Jacobs	.....	D10/106
D. 359,251	6/1995	Tallent	.....	D10/106
D. 371,086	6/1996	Collins	.....	D10/106
D. 373,545	9/1996	Armano, Sr.	.....	D10/106

*Primary Examiner*—Marcus A. Jackson  
*Attorney, Agent, or Firm*—Bacon & Thomas, PLLC

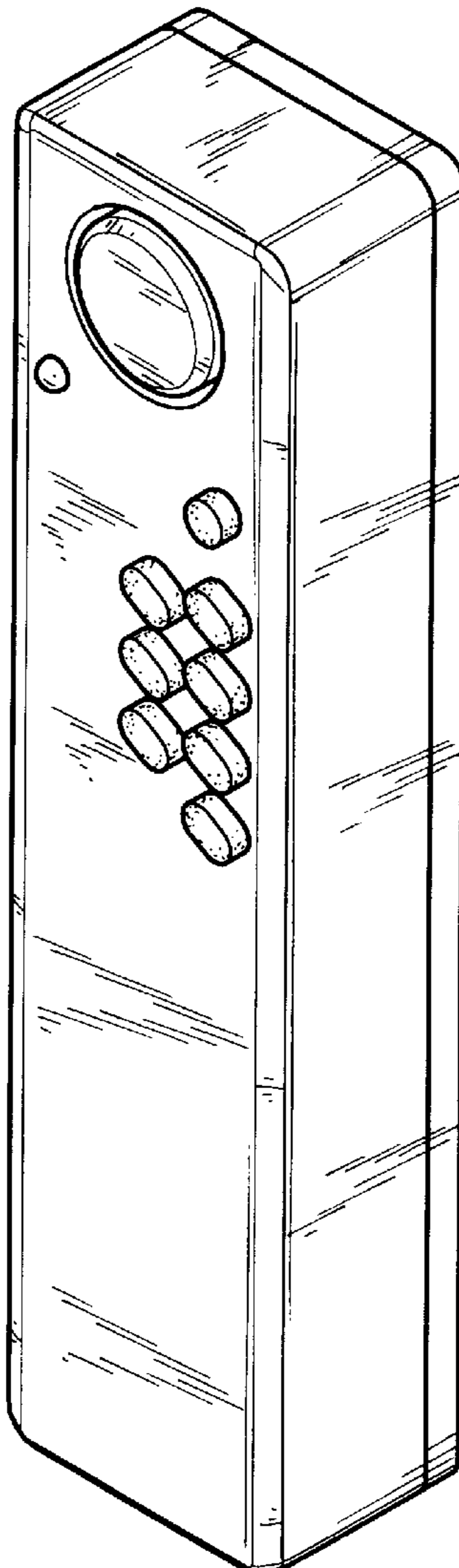
[57] **CLAIM**

The ornamental design for a door alarm, as shown and described.

**DESCRIPTION**

FIG. 1 is a perspective view of a door alarm showing my design;  
FIG. 2 is a front elevational view thereof;  
FIG. 3 is a rear elevational view thereof;  
FIG. 4 is a left side elevational view thereof;  
FIG. 5 is a right side elevational view thereof;  
FIG. 6 is a top plan view thereof;  
FIG. 7 is a bottom plan view thereof; and,  
FIG. 8 is a perspective view thereof, with the broken line showing for illustrative purposes only and forming no part of the claimed design.

**1 Claim, 5 Drawing Sheets**






FIG. 1

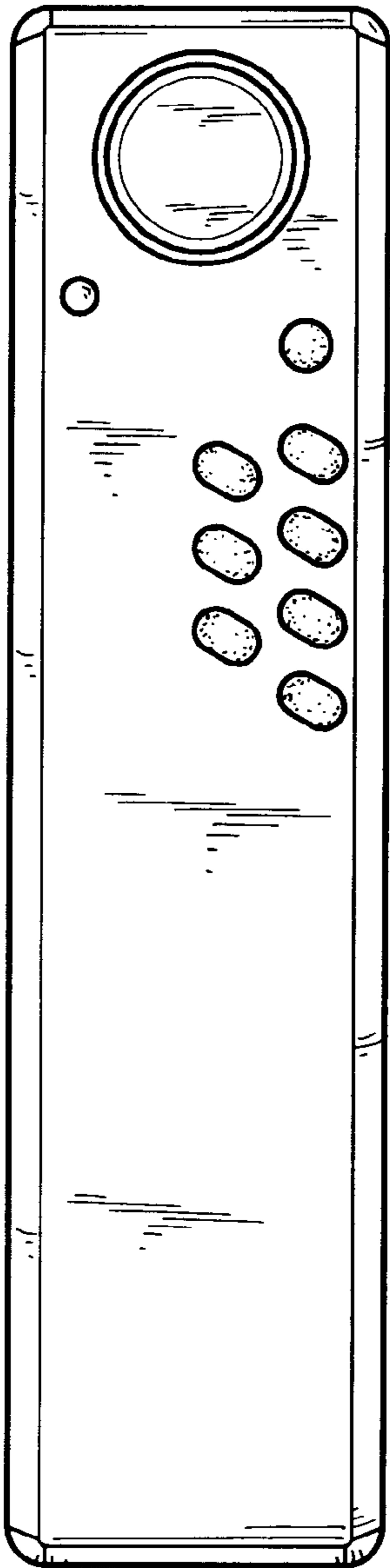


FIG. 2




FIG. 3

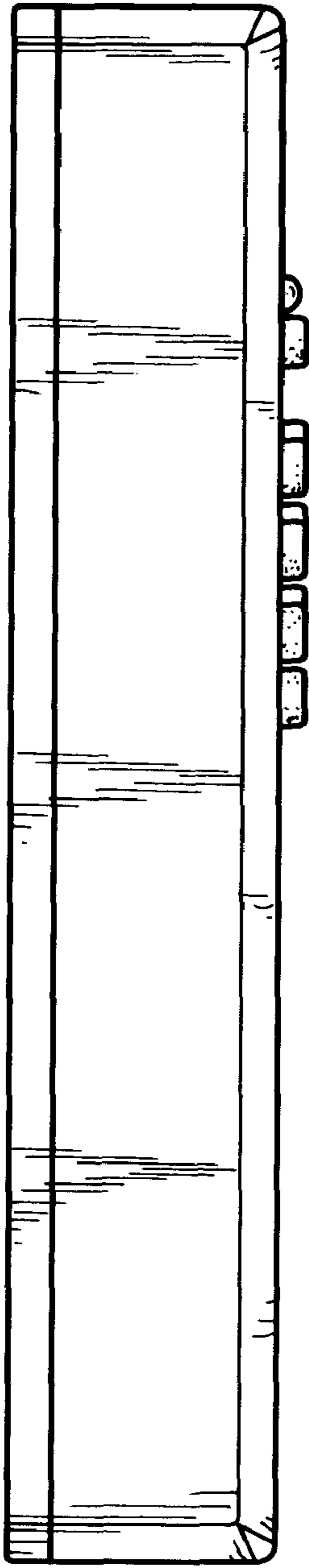


FIG. 4

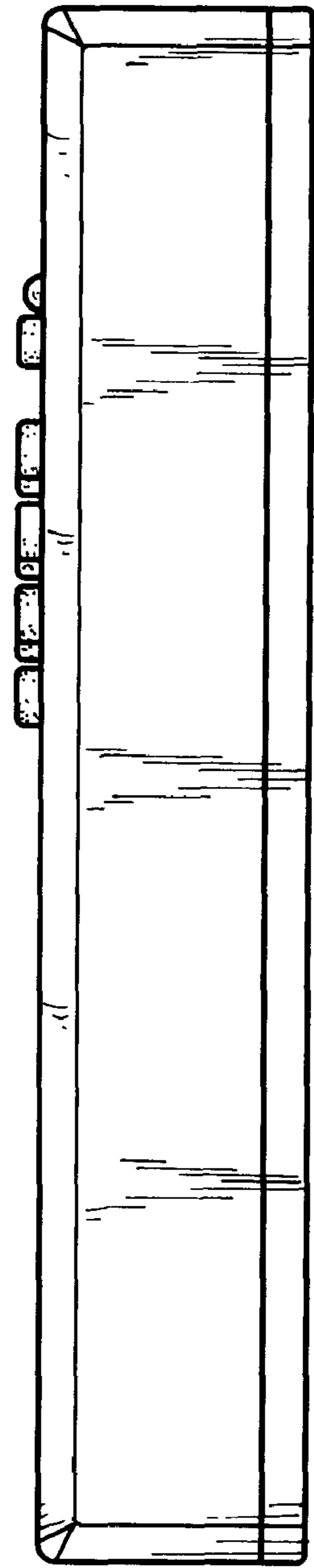


FIG. 5




FIG. 6




FIG. 7

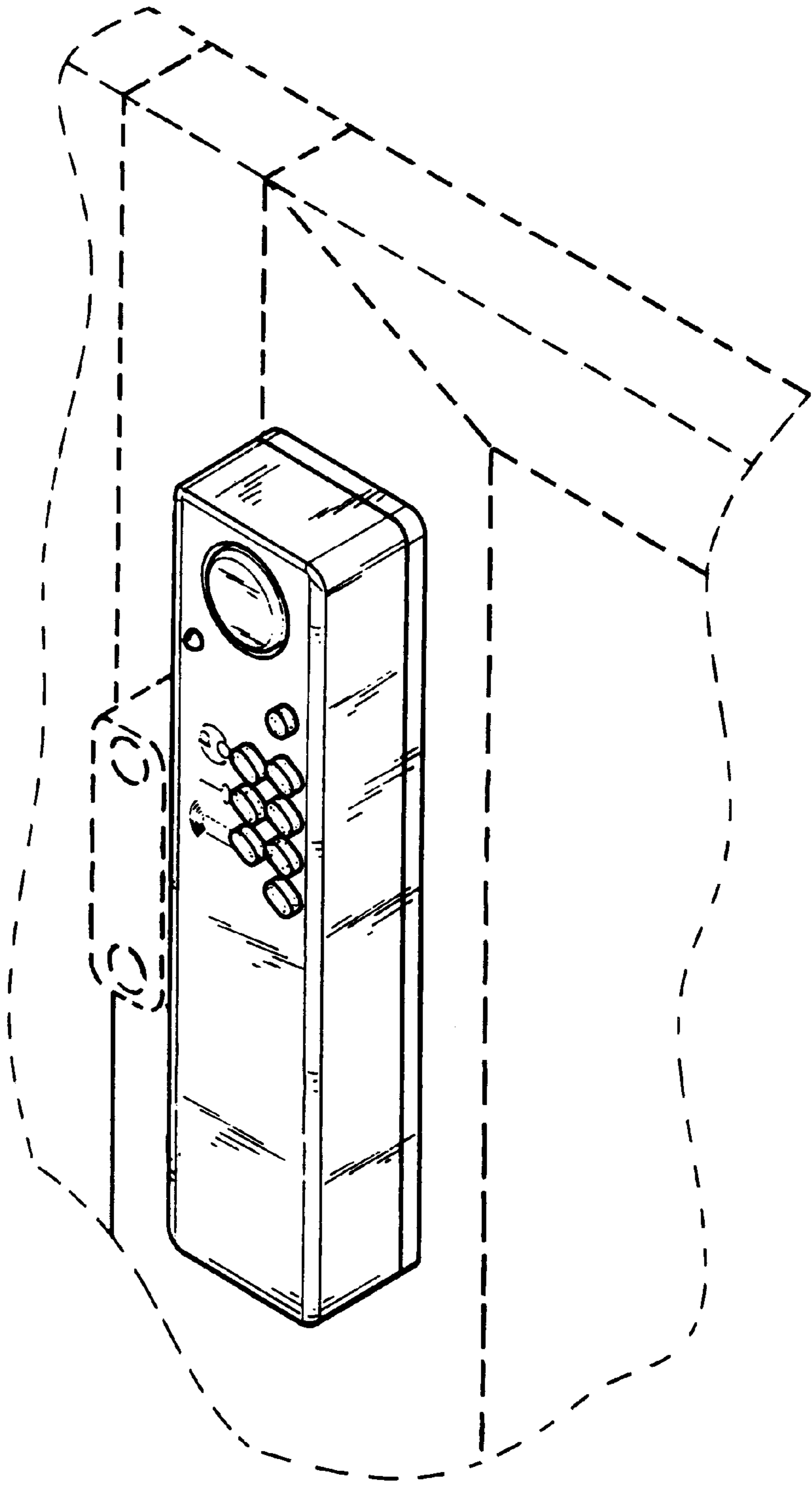


FIG. 8