



US00D430495S

United States Patent [19]

Wunderman

[11] Patent Number: **Des. 430,495**

[45] Date of Patent: **** Sep. 5, 2000**

[54] **WATCH BAND AND HOUSING**

[75] Inventor: **Severin S. Wunderman**, South Laguna, Calif.

[73] Assignee: **Severin Montres AG**, Bern, Switzerland

[**] Term: **14 Years**

[21] Appl. No.: **29/107,745**

[22] Filed: **Jul. 8, 1999**

[30] **Foreign Application Priority Data**

Jan. 19, 1999 [CH] Switzerland 004 387

[51] **LOC (7) Cl.** **10-02**

[52] **U.S. Cl.** **D10/32; D10/30**

[58] **Field of Search** D10/1-40, 122-132; D11/3-28; 63/1.1, 3, 5, 11; 368/276-277, 280-282, 285

[56] **References Cited**

U.S. PATENT DOCUMENTS

- D. 302,131 7/1989 Woomer D10/39
- D. 388,333 12/1997 Wunderman D10/32
- D. 390,479 2/1998 Brandys et al. D10/39
- D. 395,403 6/1998 Hysek D10/30

- D. 413,531 9/1999 Philippe D10/32
- D. 413,818 9/1999 Baumann D10/32
- D. 415,039 10/1999 Strasser D10/30
- 2,553,089 5/1951 Holder D10/132
- 5,233,574 8/1993 Walder et al. 368/276

OTHER PUBLICATIONS

Swiss Watch & Jewelry Journal-Mar. 1979-p. 327-Watch(s) at center.

Primary Examiner—Nelson C. Holtje
Attorney, Agent, or Firm—Colucci & Umans

[57] **CLAIM**

The ornamental design for a watch band and housing, as shown and described.

DESCRIPTION

FIG. 1 is a front, left, top perspective view of a watch band and housing showing my design therefor;
FIG. 2 is a top plan view thereof;
FIG. 3 is a bottom plan view thereof;
FIG. 4 is a right side elevational view thereof;
FIG. 5 is a left side elevational view thereof;
FIG. 6 is a rear elevational view thereof; and,
FIG. 7 is a front elevational view thereof.

1 Claim, 2 Drawing Sheets




FIG. 1

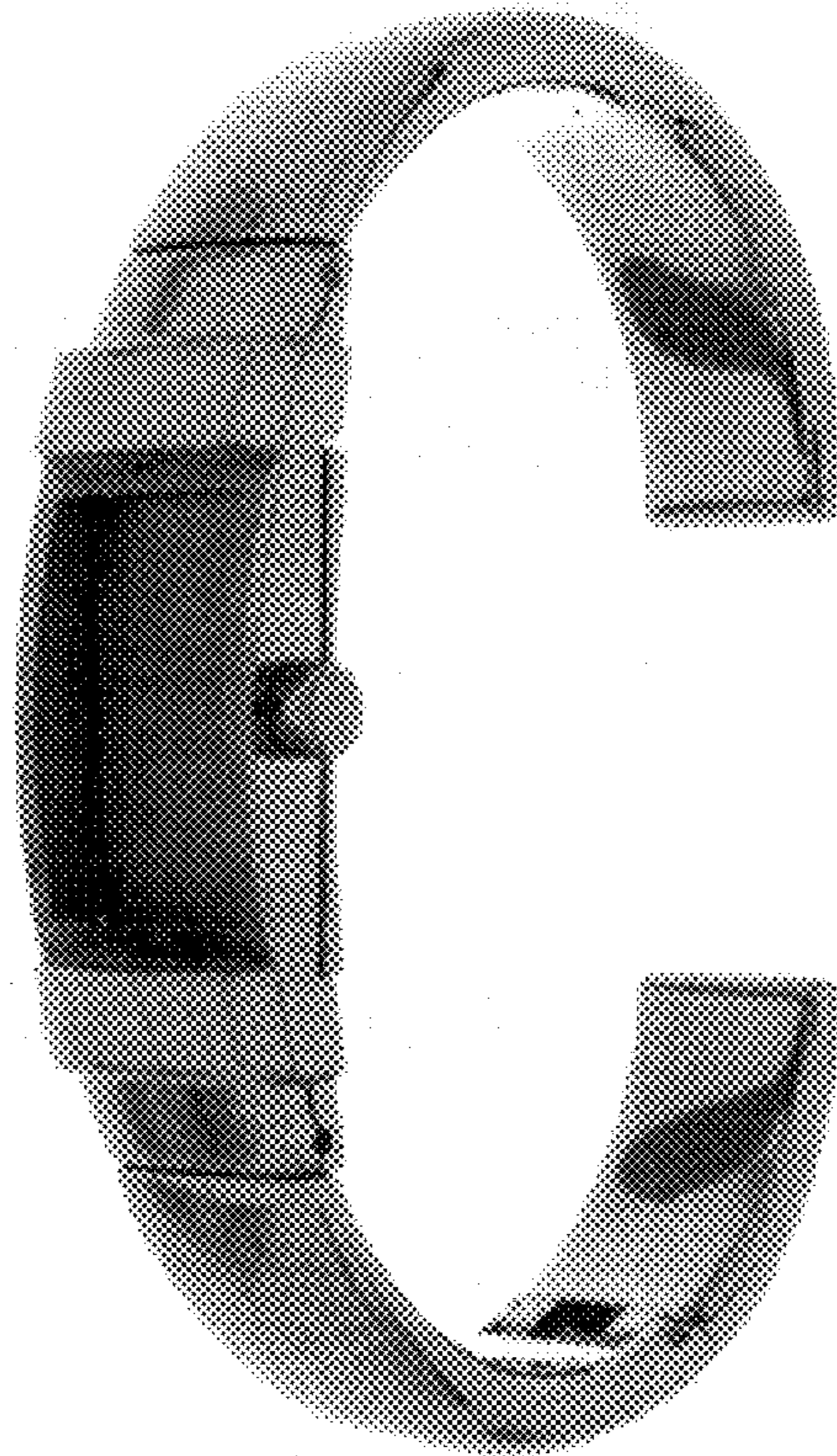


FIG. 2




FIG. 3




FIG. 4

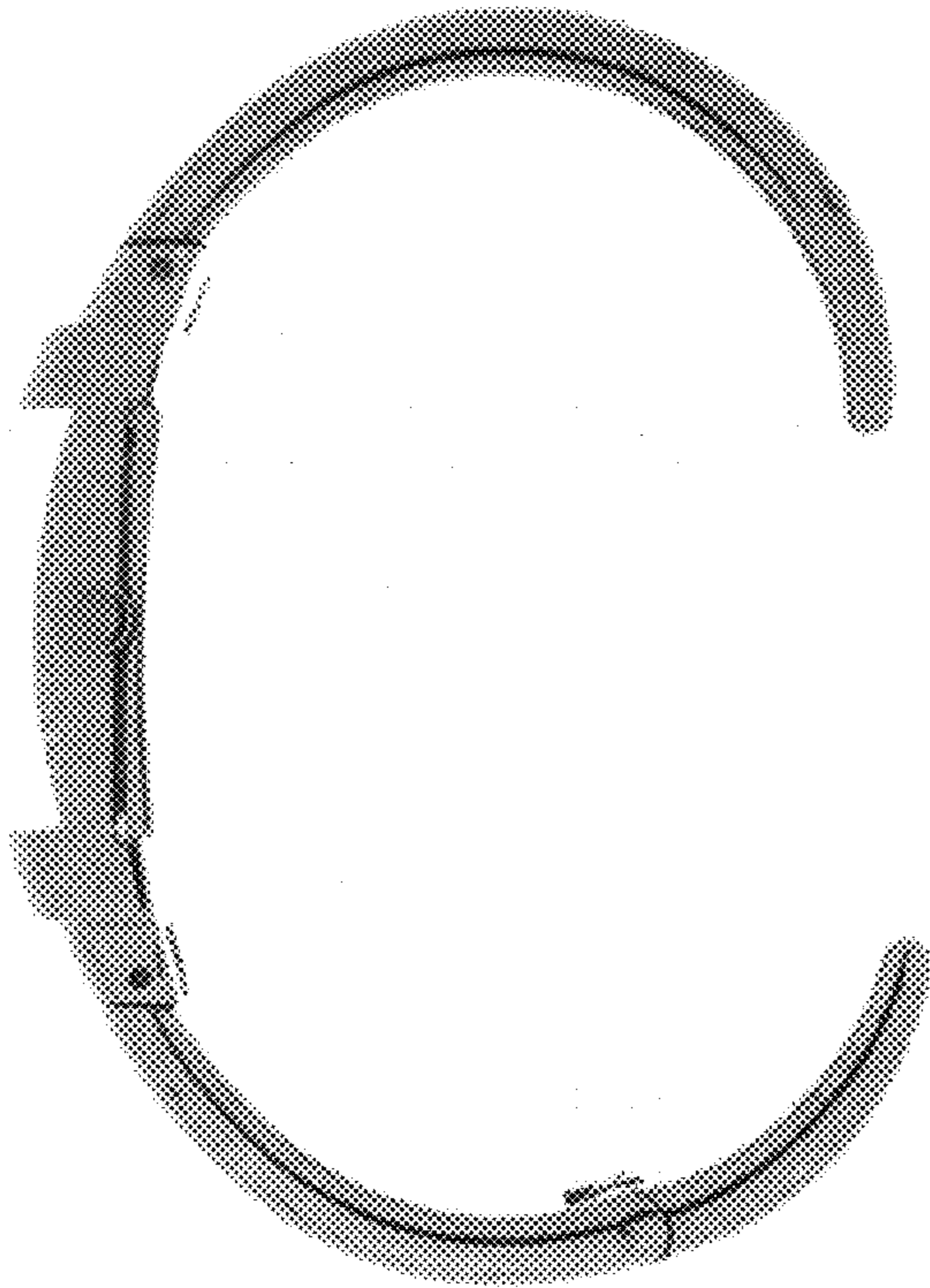


FIG. 6




FIG. 5

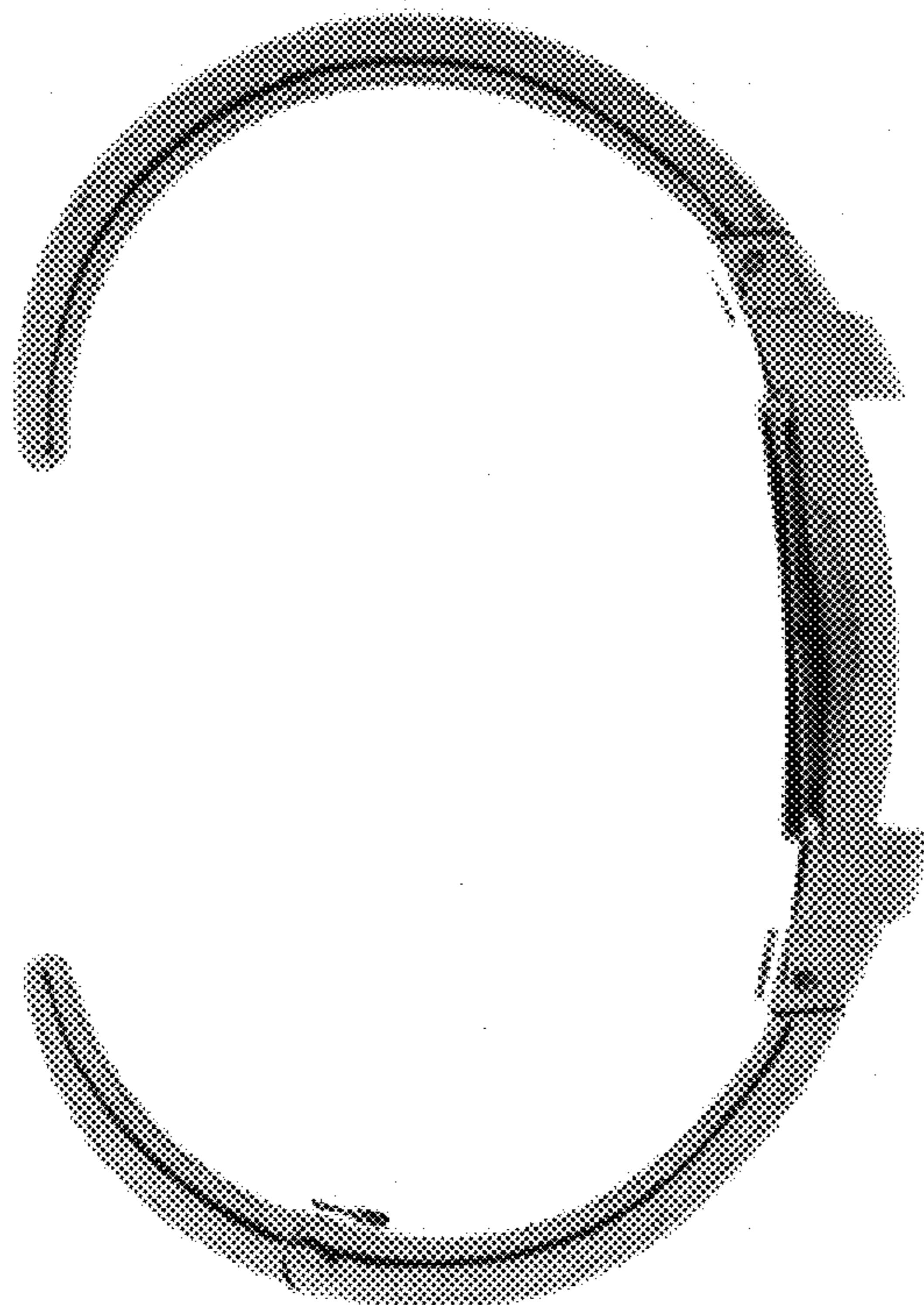


FIG. 7

