



US00D430488S

United States Patent [19]

Ito et al.

[11] **Patent Number: Des. 430,488**

[45] **Date of Patent: ** Sep. 5, 2000**

[54] **CASE**

[75] Inventors: **Masahiko Ito; Hisashi Nakano**, both of Tokyo, Japan

[73] Assignee: **Sony Corporation**, Japan

[**] Term: **14 Years**

[21] Appl. No.: **29/107,308**

[22] Filed: **Jul. 6, 1999**

[30] **Foreign Application Priority Data**

Jan. 28, 1999 [JP] Japan 11-1677

[51] **LOC (7) Cl.** **09-07**

[52] **U.S. Cl.** **D9/415**

[58] **Field of Search** D9/415, 418, 414, D9/337, 432; 206/461-471, 806, 495, 769-773, 775-783, 703, 704, 705

[56] **References Cited**

U.S. PATENT DOCUMENTS

D. 268,251	3/1983	Savage	D9/415 X
D. 319,185	8/1991	Ferrero	D9/415
D. 327,426	6/1992	Karita et al.	D9/415
D. 369,547	5/1996	Dahlheimer	D9/415
D. 405,369	2/1999	Dohner	D9/415
D. 406,754	3/1999	Tanabe	D9/415
3,904,029	9/1975	Koltz	206/806 X
3,946,916	3/1976	Brown	206/806 X

OTHER PUBLICATIONS

Techform Inc., Nov. 1982.
Modern Packaging Catalog, p. 300, Jan. 1941.
Catalog "90", pp. 300 & 301, Sony, (Nov. 1998).

Primary Examiner—Prabhakar Deshmukh
Attorney, Agent, or Firm—Radar, Fishman & Grauer

[57] **CLAIM**

The ornamental design for a case, as shown and described.

DESCRIPTION

FIG. 1 is a perspective view of a first embodiment of a case showing our new design;
FIG. 2 is a top plan view thereof;
FIG. 3 is a left side elevational view thereof;
FIG. 4 is a front elevational view thereof;
FIG. 5 is a bottom plan view thereof;
FIG. 6 is a right side elevational view thereof; and
FIG. 7 is a rear elevational view thereof.
FIG. 8 is a perspective view of a second embodiment of a case showing our new design;
FIG. 9 is a top plan view thereof;
FIG. 10 is a left side elevational view thereof;
FIG. 11 is a front elevational view thereof;
FIG. 12 is a bottom plan view thereof;
FIG. 13 is a right side elevational view thereof; and,
FIG. 14 is a rear elevational view thereof.

1 Claim, 6 Drawing Sheets




FIG. 1




FIG. 4

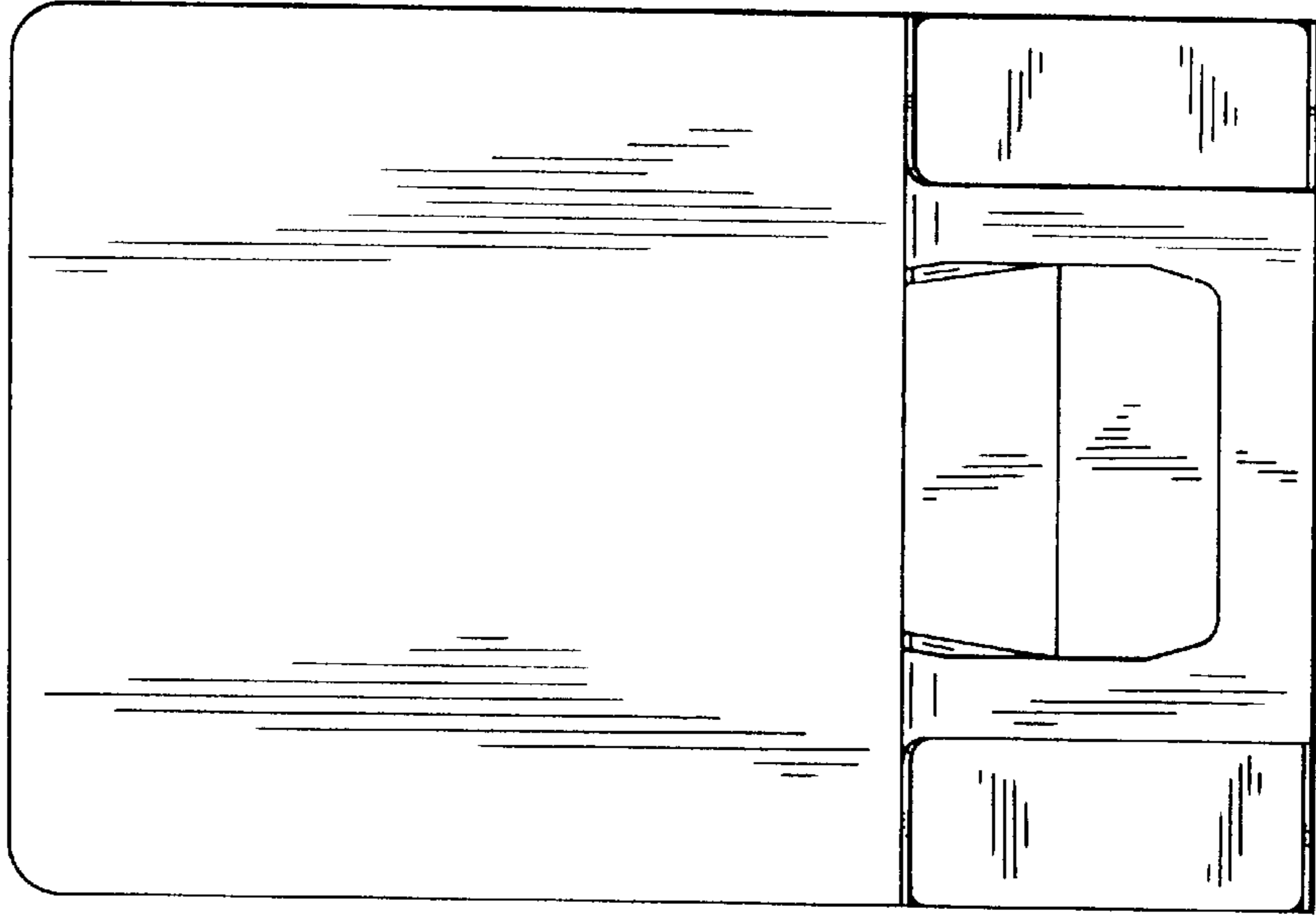


FIG. 3



FIG. 2



FIG. 6




FIG. 7

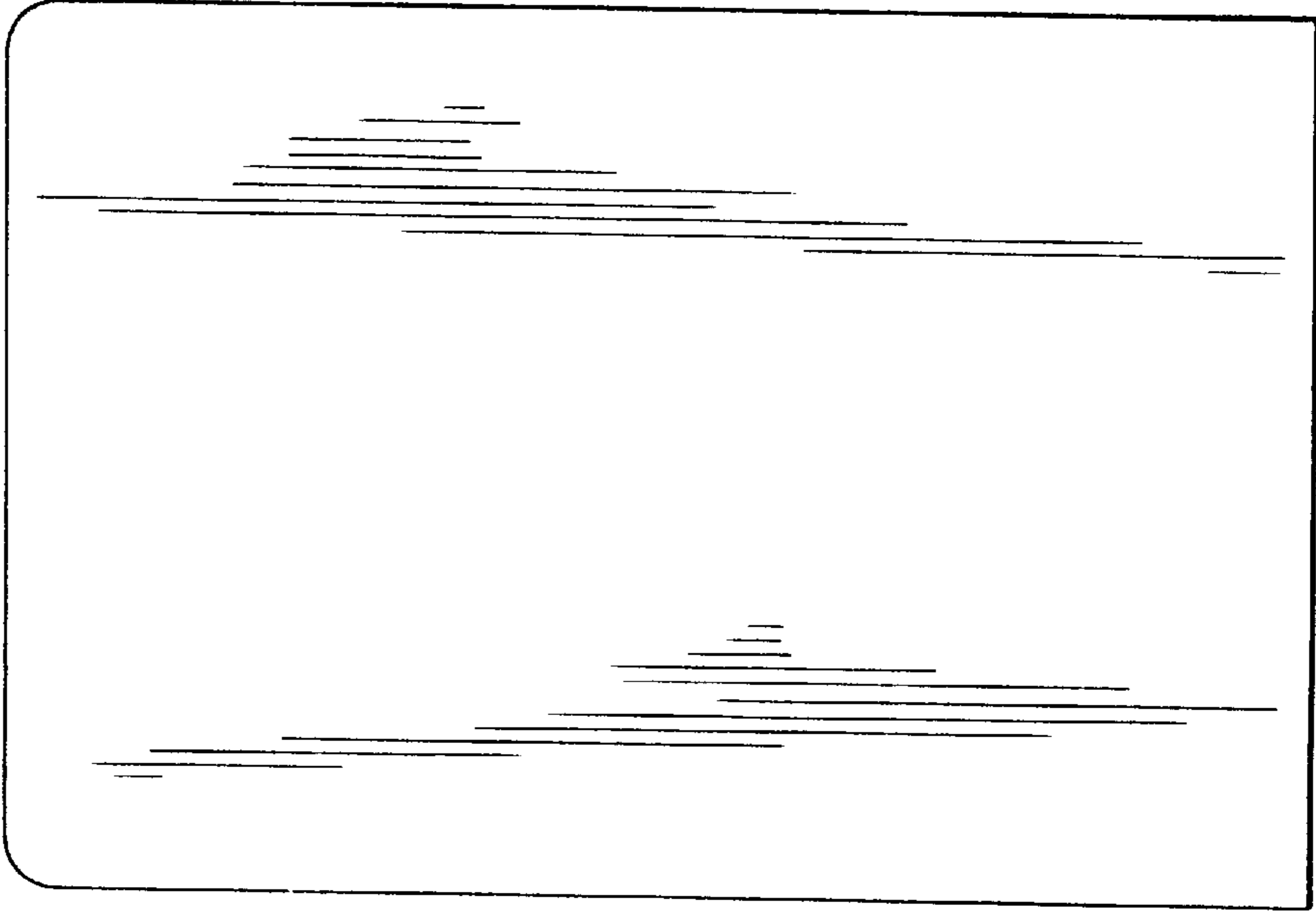


FIG. 5

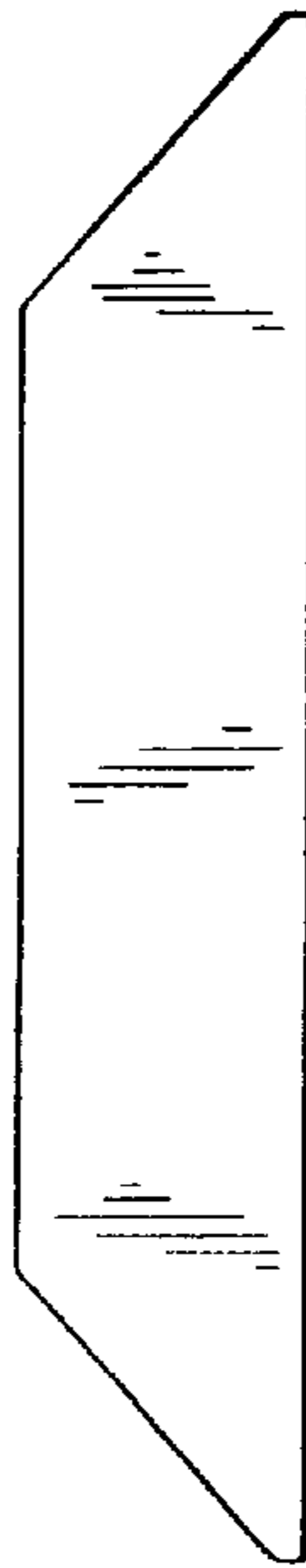


FIG. 8




FIG. 11

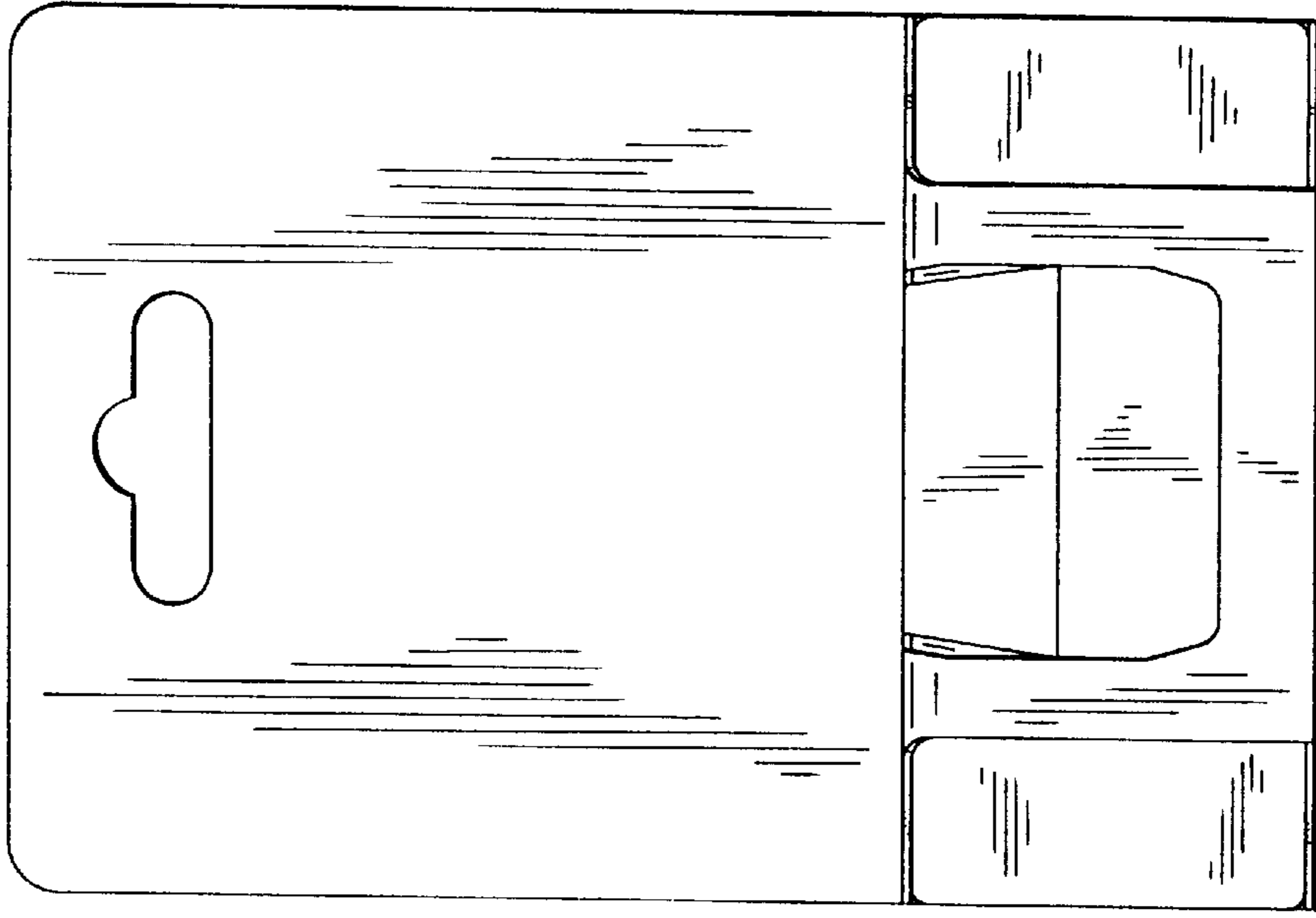


FIG. 10



FIG. 9



FIG. 13




FIG. 14

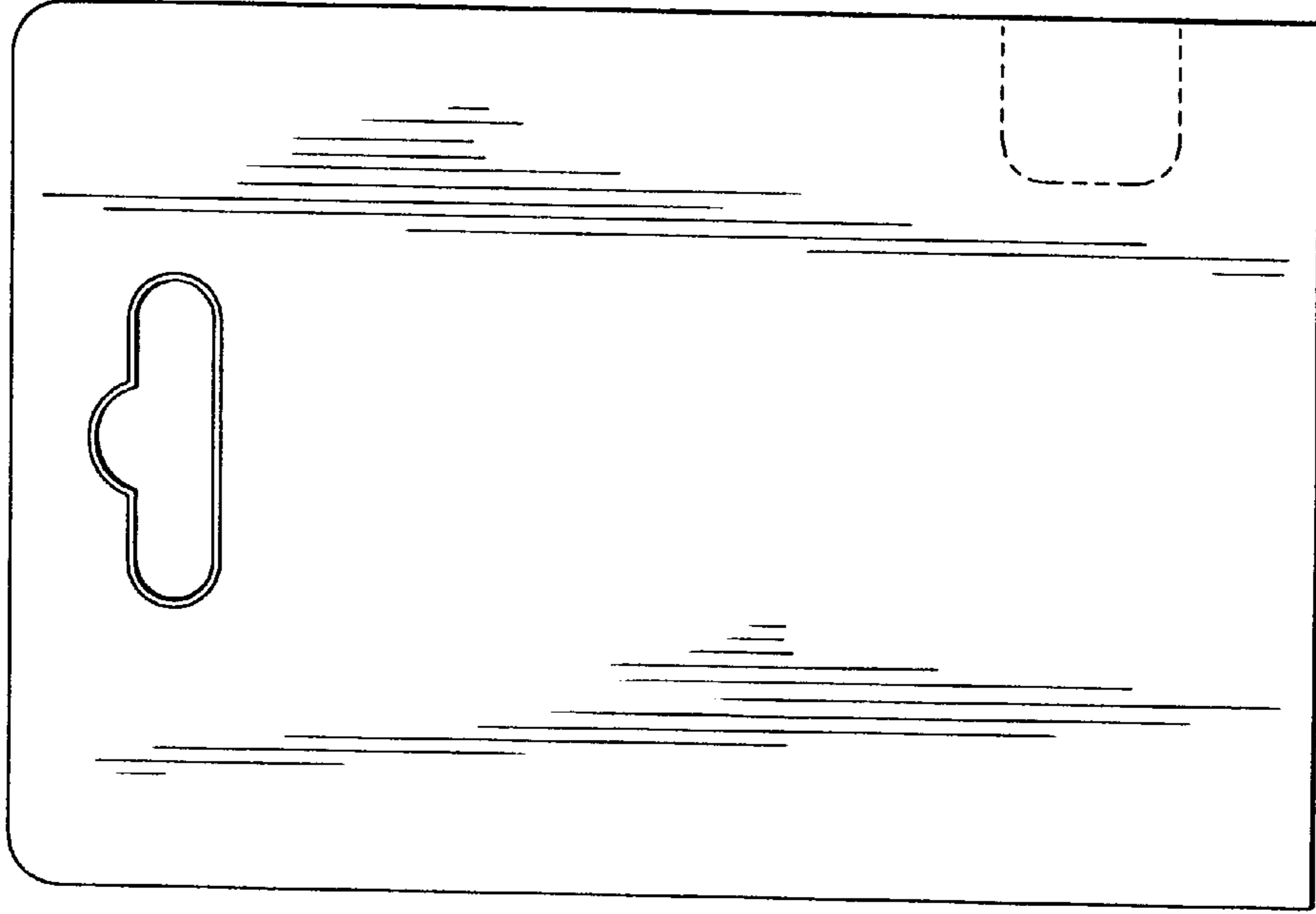


FIG. 12

