



US00D430481S

United States Patent [19]
Graves et al.

[11] **Patent Number: Des. 430,481**
[45] **Date of Patent: ** Sep. 5, 2000**

[54] **FINIAL**
[75] Inventors: **Brain Graves; Zhiwei Xu**, both of San Diego, Calif.
[73] Assignee: **Beme International LLC**, San Diego, Calif.
[**] Term: **14 Years**
[21] Appl. No.: **29/109,583**
[22] Filed: **Aug. 18, 1999**
[51] **LOC (7) Cl.** **08-05**
[52] **U.S. Cl.** **D8/378**
[58] **Field of Search** D8/378; D26/154; 428/28

D. 230,950 3/1974 Moon D8/378
Primary Examiner—Holly Baynham
Attorney, Agent, or Firm—Dobrusin Darden Thennisch Law Firm PLLC

[57] **CLAIM**

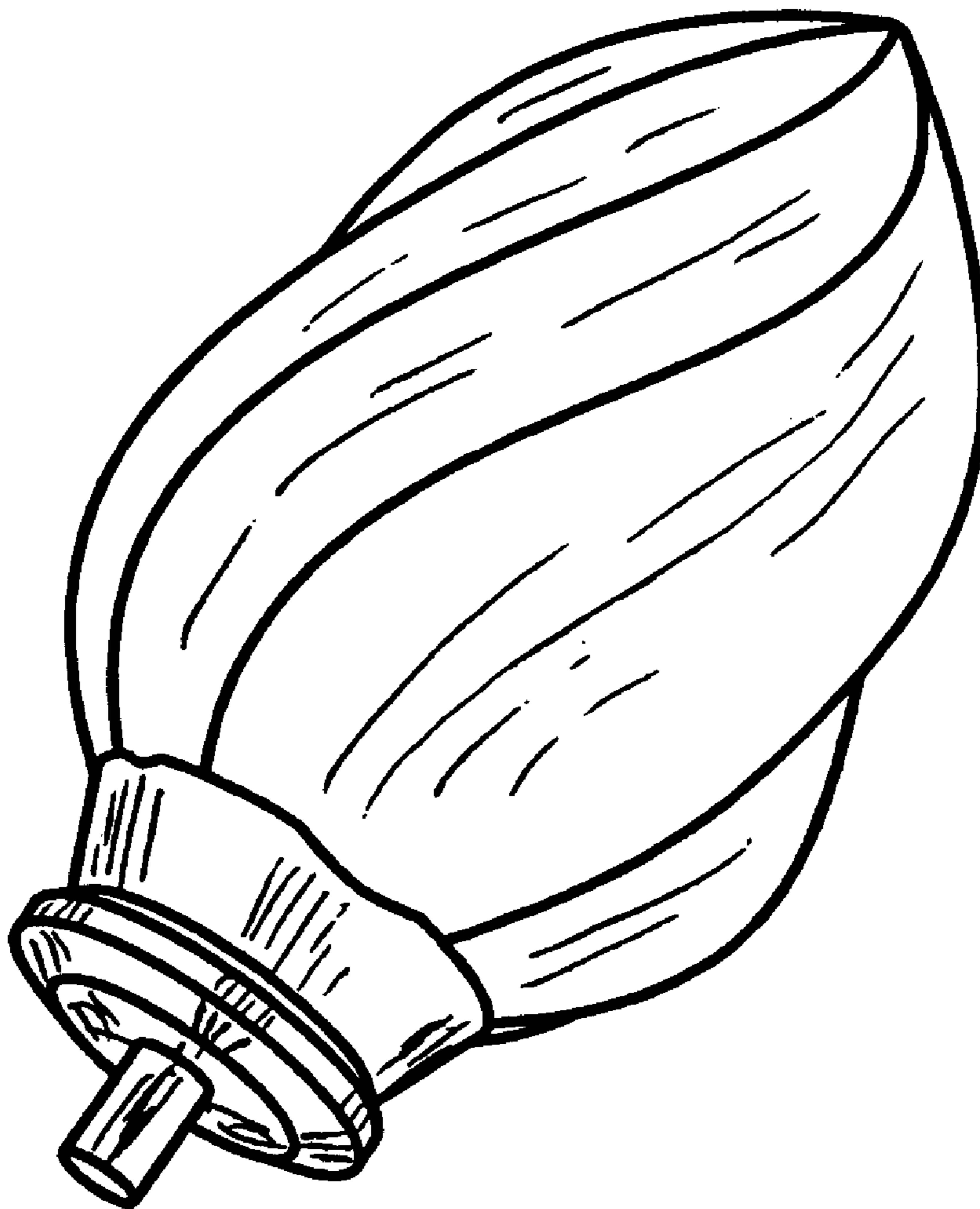
The ornamental design for a finial, as shown.

DESCRIPTION

FIG. 1 shows a perspective view of a finial incorporating our design.
FIG. 2 shows a bottom plan view of the finial shown in FIG. 1, the top view being identical to the bottom view.
FIG. 3 shows a left side elevational view of the finial shown in FIG. 1.
FIG. 4 shows a right side elevational view of the finial shown in FIG. 1; and,
FIG. 5 shows a front elevational view of the finial shown in FIG. 1, the rear elevational view being the mirror image of the front view.

[56] **References Cited**
U.S. PATENT DOCUMENTS
D. 72,258 3/1927 Hofmann D8/378
D. 74,964 4/1928 Crawford D8/378

1 Claim, 1 Drawing Sheet






FIG. 4




FIG. 1

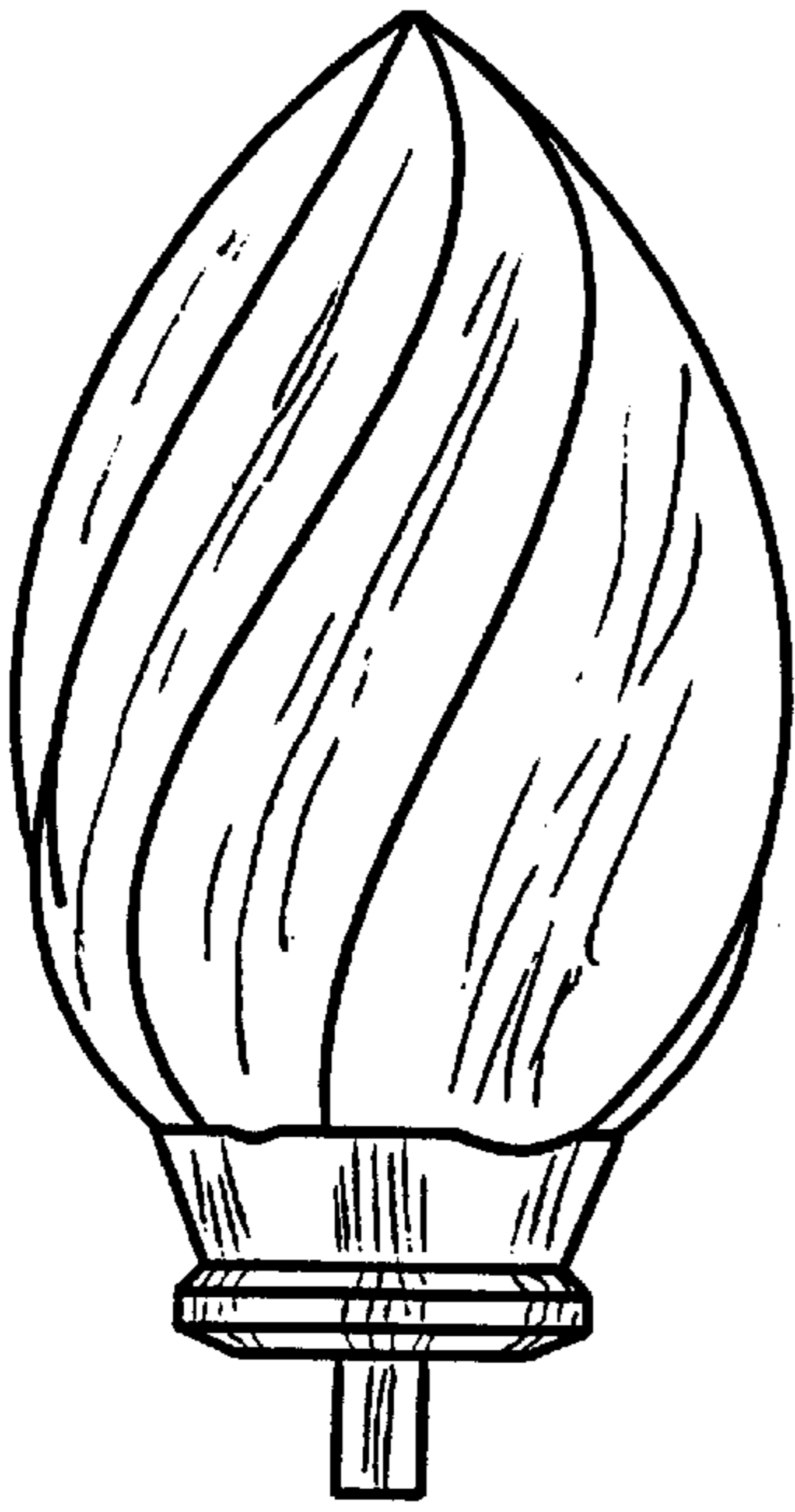


FIG. 5




FIG. 2

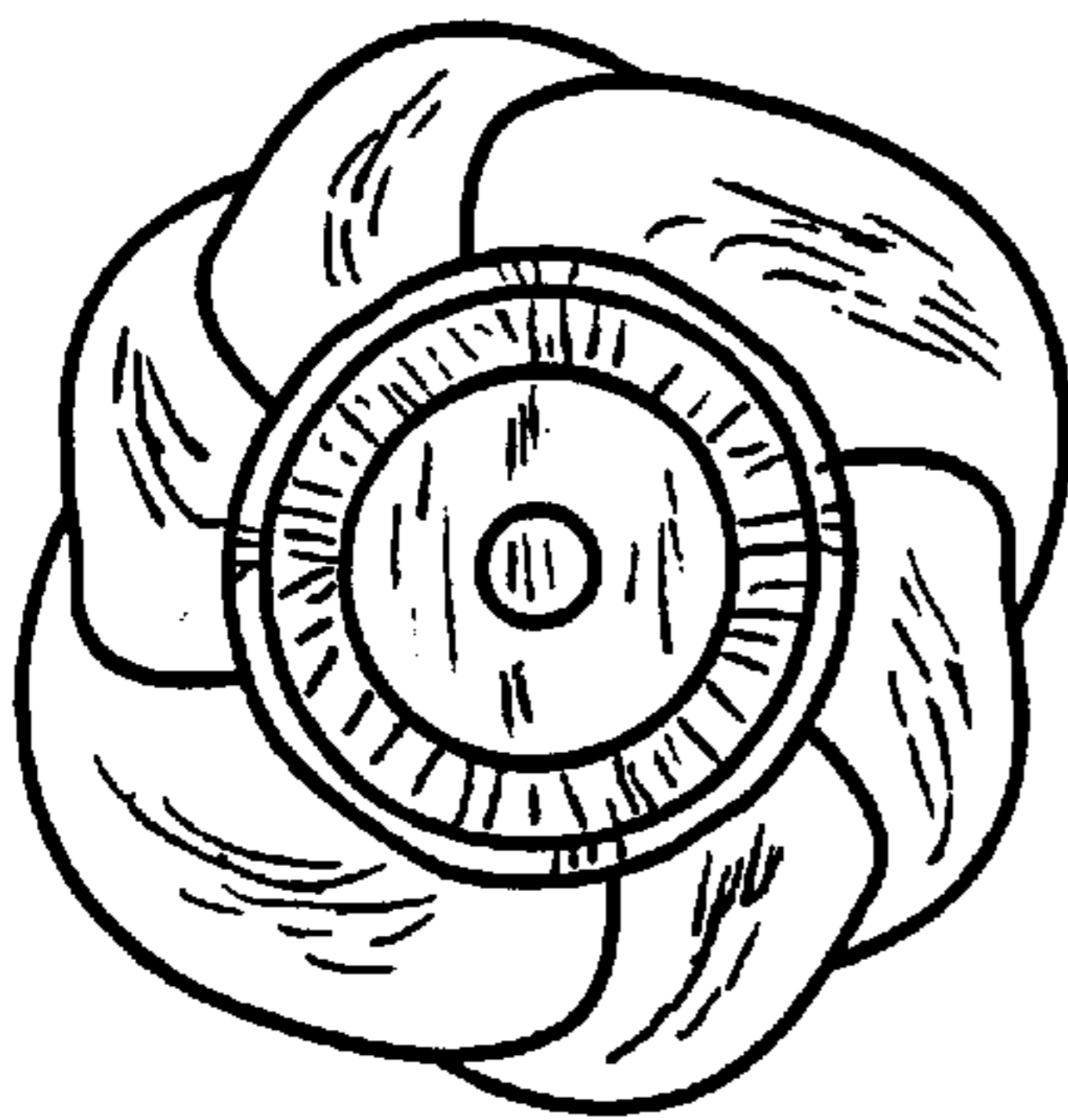


FIG. 3