

US00D430466S

United States Patent [19] Schmidt

[11] Patent Number: Des. 430,466

[45] Date of Patent: ** Sep. 5, 2000

[54] **UTILITY KNIFE BLADE GUARD**

[76] Inventor: **G. Gerry Schmidt**, 3 Crestwood Dr.,
Newport Beach, Calif. 92660

[**] Term: **14 Years**

[21] Appl. No.: **29/112,146**

[22] Filed: **Oct. 11, 1999**

[51] **LOC (7) Cl.** **08-03**

[52] **U.S. Cl.** **D8/16; D8/98**

[58] **Field of Search** D8/98, 99, 14,
D8/16; 30/162, 320, 329, 335, 337

3,857,176	12/1974	Quenot	30/162
3,879,847	4/1975	Roll	30/162
3,906,627	9/1975	Manning	30/162
3,927,473	12/1975	Braginetz	30/125
4,005,525	2/1977	Gringer	30/125
4,167,810	9/1979	Gilbert	30/2
4,389,776	6/1983	Okada	30/162
4,570,342	2/1986	Baum	30/162
4,604,805	8/1986	Krieger	30/330
4,675,996	6/1987	DuBuque	30/2
4,744,146	5/1988	Schmidt	30/162
4,761,882	8/1988	Silverstein	30/162
4,825,552	5/1989	Bendickson et al.	30/342
4,939,839	7/1990	Gorst	30/125
5,022,156	6/1991	Kallens et al.	30/125
5,054,198	10/1991	Gmoch	30/2

[56] **References Cited**

U.S. PATENT DOCUMENTS

D. 319,378	8/1991	Wilcox	D8/99
D. 328,229	7/1992	Gmoch	D8/99
336,112	2/1886	Holdsworth .	
D. 349,444	8/1994	Schmidt	D8/99
1,496,927	6/1924	Evers	30/162
1,906,573	5/1933	Gits	30/162
1,960,130	5/1934	Trubel	30/162
2,578,896	12/1951	Moore	30/162
2,737,069	3/1956	Weindel, Jr.	30/162
2,754,584	7/1956	Ferguson	30/162
2,840,903	7/1958	Christensen	30/162
2,951,482	11/1960	Sullivan	30/162
2,960,769	11/1960	Matwijcow .	
3,178,812	4/1965	Lurie	30/162
3,192,624	7/1965	Gringer	30/162
3,195,231	7/1965	Lightburn	30/162
3,525,152	8/1970	Fattori et al.	30/162
3,577,637	5/1971	Braginetz	30/162
3,621,570	11/1971	Kolde et al.	30/162

FOREIGN PATENT DOCUMENTS

531248	8/1931	Germany	30/162
--------	--------	---------	--------

Primary Examiner—Philip S. Hyder

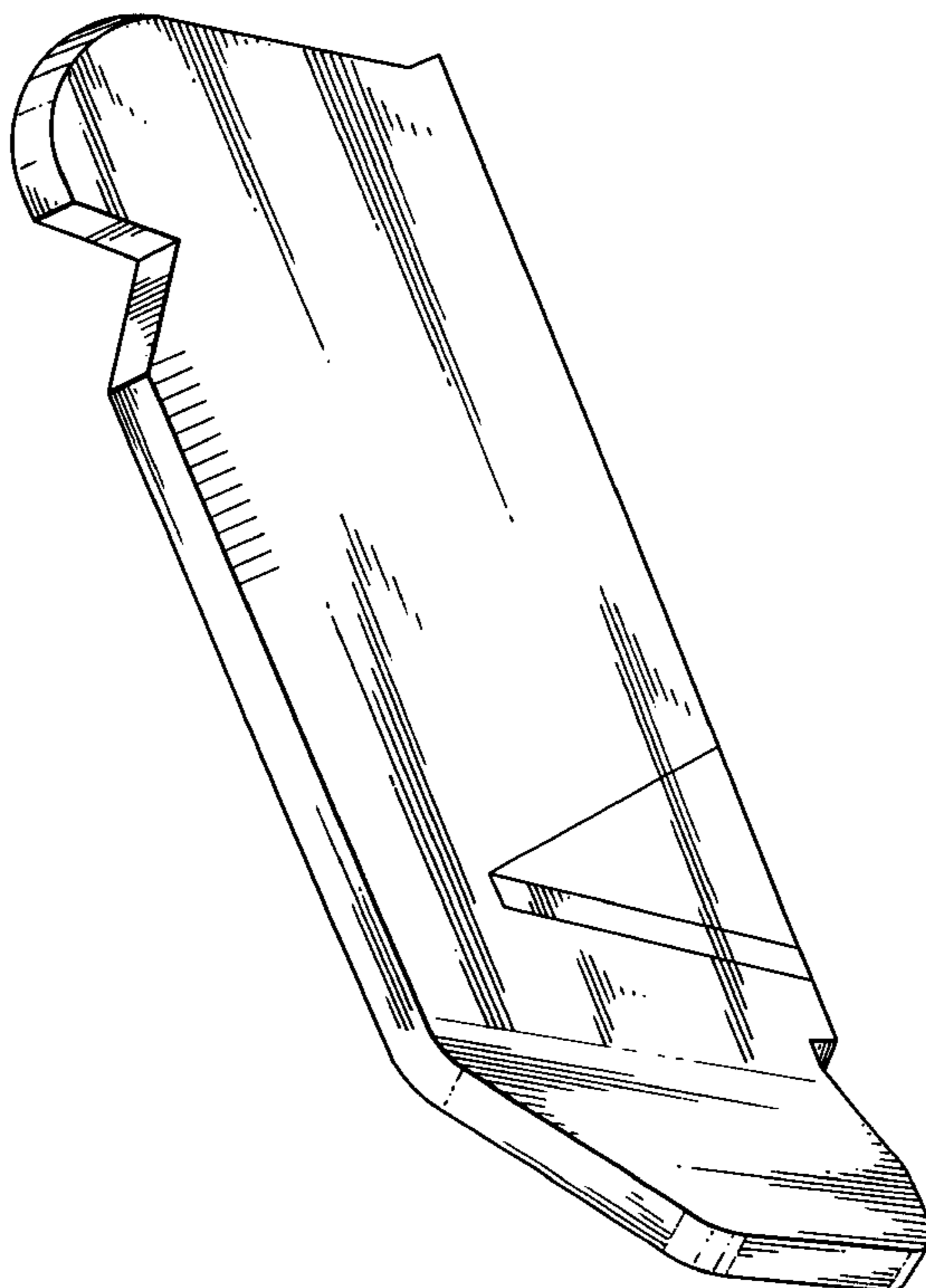
[57] **CLAIM**

The ornamental design for a utility knife blade guard, as shown.

DESCRIPTION

- FIG. 1 is a right side perspective view.
- FIG. 2 is a right side view.
- FIG. 3 is a back view.
- FIG. 4 is a front view.
- FIG. 5 is a top view.
- FIG. 6 is a bottom view; and,
- FIG. 7 is a left side view.

1 Claim, 2 Drawing Sheets



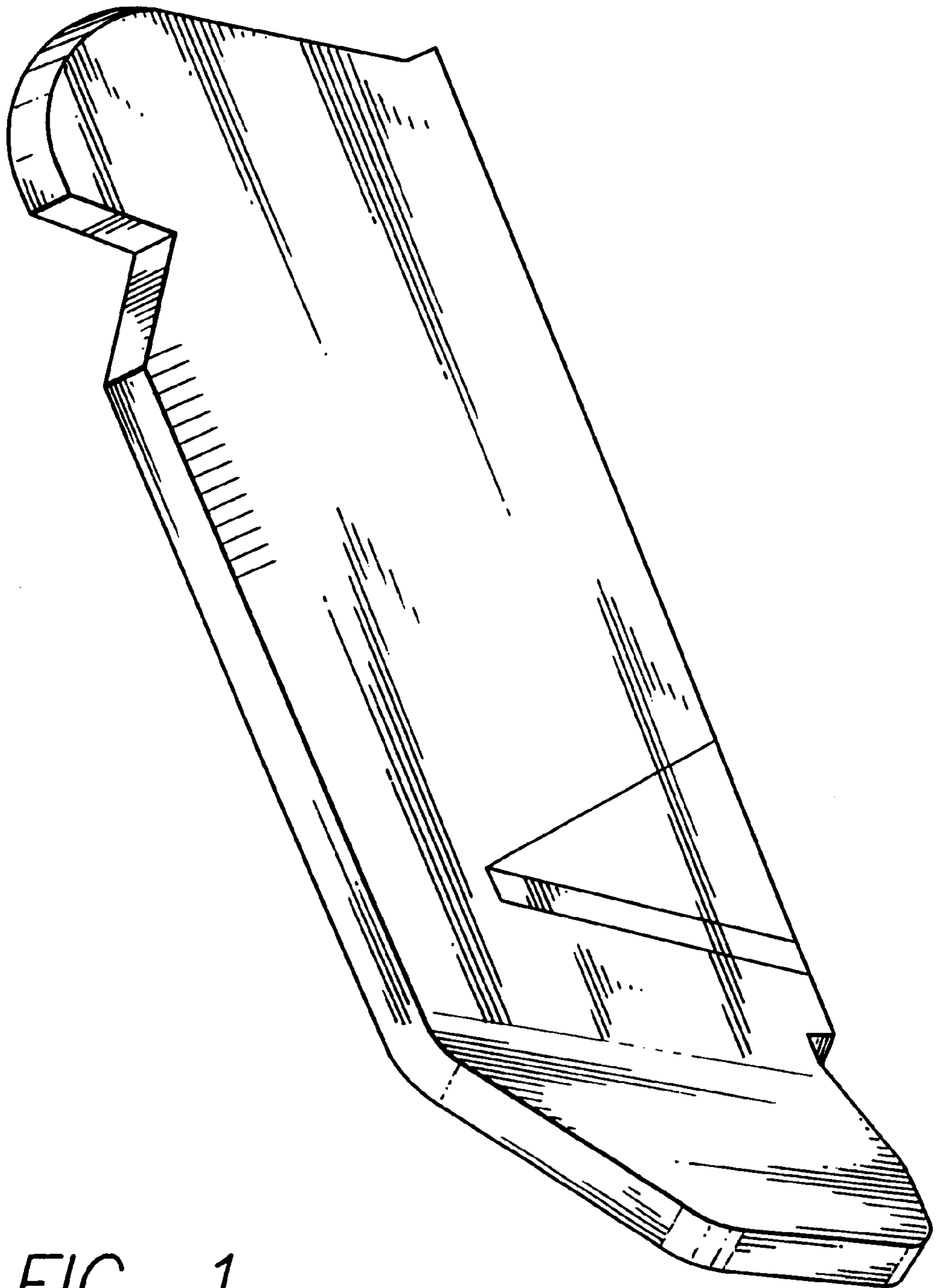


FIG. 1




FIG. 5

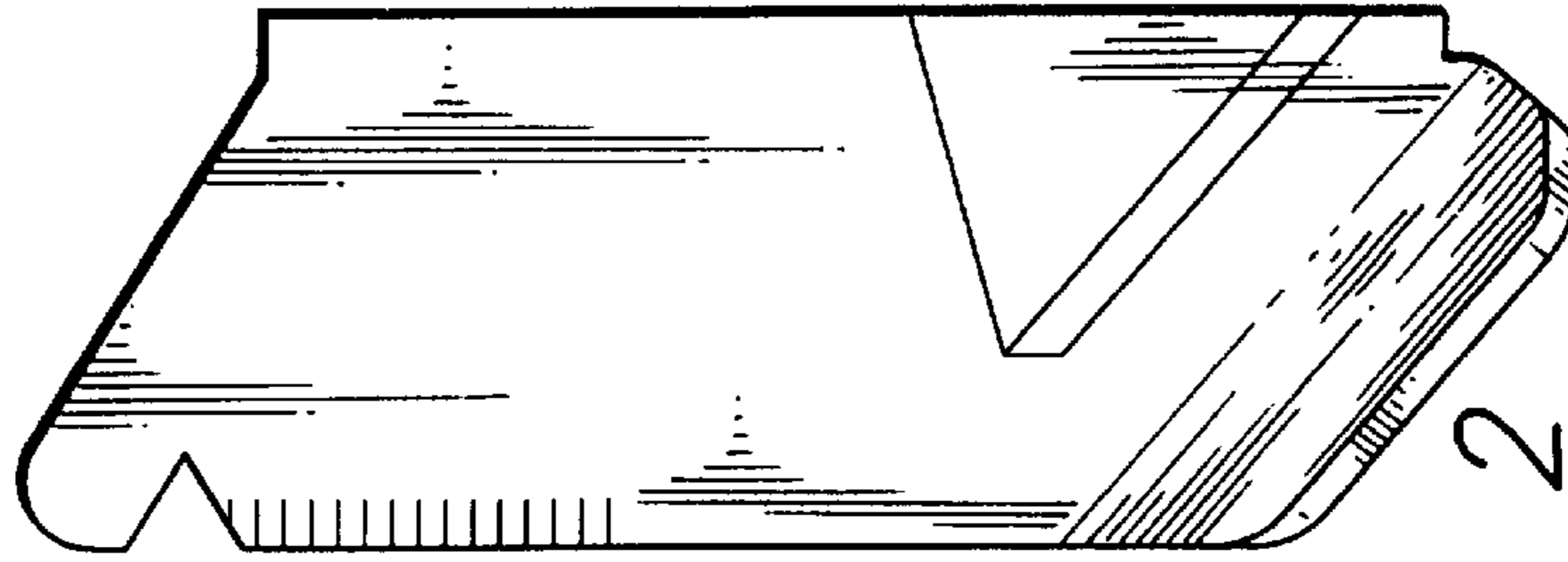


FIG. 2

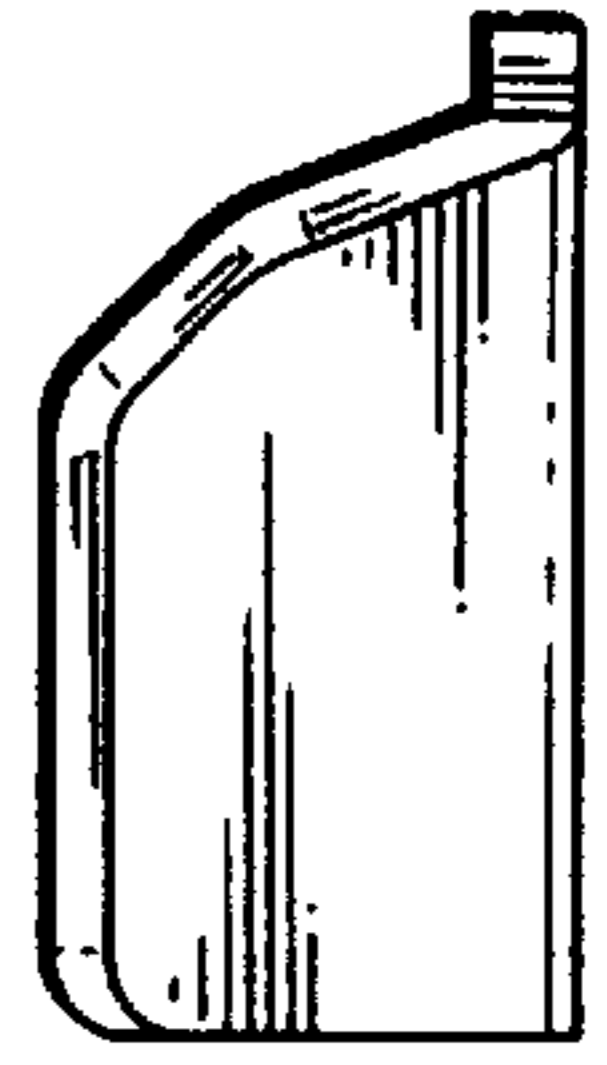


FIG. 6



FIG. 4

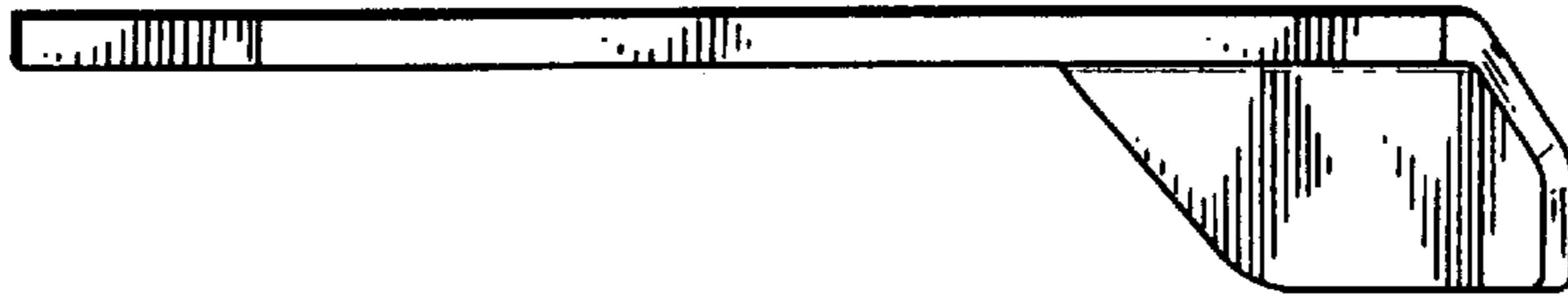


FIG. 3

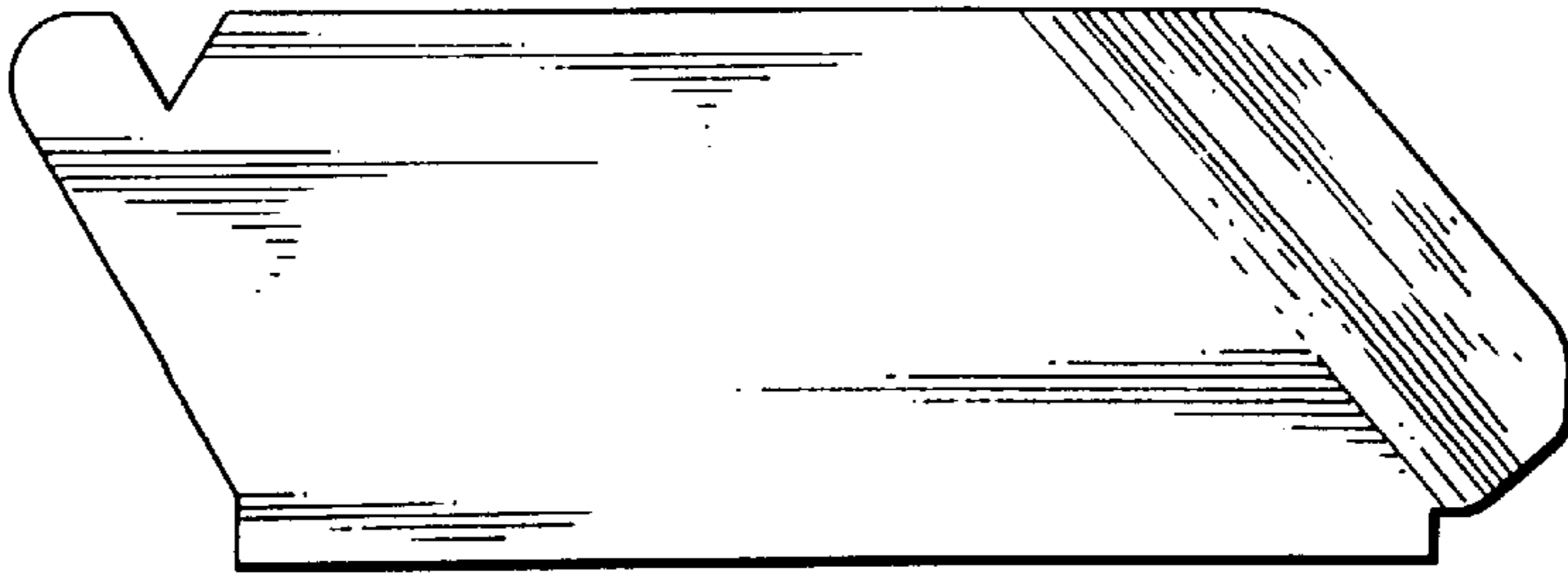


FIG. 7