



US00D430458S

**United States Patent** [19]  
**Kellermann**

[11] **Patent Number: Des. 430,458**

[45] **Date of Patent: \*\* Sep. 5, 2000**

[54] **THREE-FOOTED CRESCENT SERVING GRIDDLE**

[76] Inventor: **Robert Finch Kellermann, P.O. Box 380, South Pittsburg, Tenn. 37380**

[\*\*] Term: **14 Years**

[21] Appl. No.: **29/120,008**

[22] Filed: **Mar. 13, 2000**

[51] **LOC (7) Cl. .... 07-01**

[52] **U.S. Cl. .... D7/566; D7/354; D7/558; D7/550.1**

[58] **Field of Search** ..... D7/505, 543, 566, D7/409, 586, 587, 601, 602, 396.1, 550.1, 554.4, 558, 354; 220/574, 575; 206/520, 518, 509; D28/73; D30/123; D6/406.3

[56] **References Cited**

**U.S. PATENT DOCUMENTS**

D. 154,272 6/1949 Heim ..... D7/550.1 X

D. 257,108 9/1980 Daenen ..... D7/587  
D. 284,058 6/1986 Kahn et al. .... D7/587  
D. 342,806 12/1993 Jones et al. .... D28/73  
D. 352,367 11/1994 Gryzlak ..... D30/123  
D. 402,509 12/1998 Indekeu ..... D7/566  
D. 413,209 8/1999 Jarke ..... D6/406.3

*Primary Examiner*—M. N. Pandozzi  
*Attorney, Agent, or Firm*—Robert V. Hines

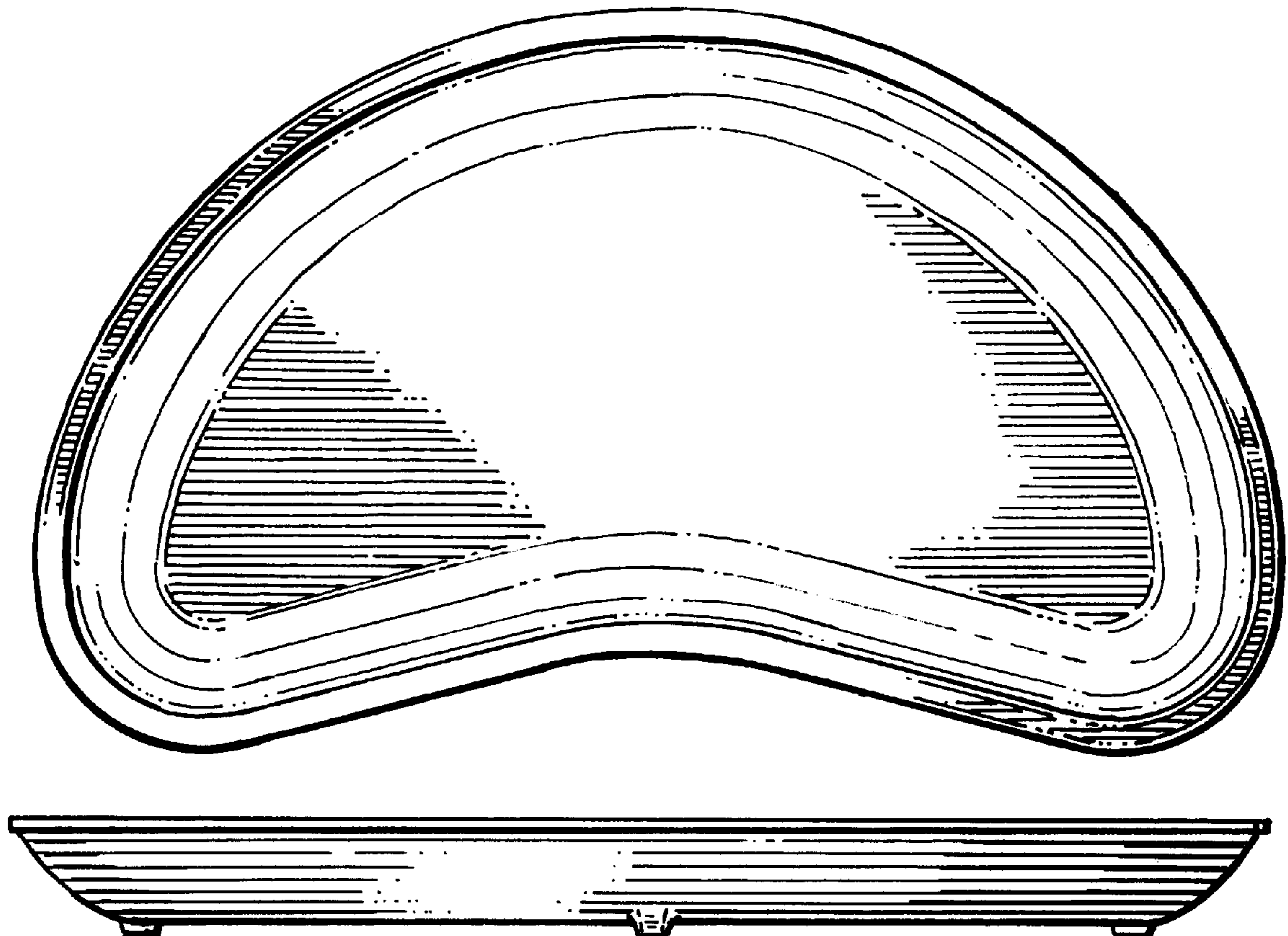
[57] **CLAIM**

The ornamental design for a three-footed crescent serving griddle, as shown.

**DESCRIPTION**

FIG. 1 is a top plan view of a three-footed crescent serving griddle showing my new design;  
FIG. 2 is a bottom plan view thereof;  
FIG. 3 is a front elevation view thereof;  
FIG. 4 is a rear elevation thereof;  
FIG. 5 is a right elevation view thereof; and,  
FIG. 6 is a left elevation thereof.

**1 Claim, 2 Drawing Sheets**



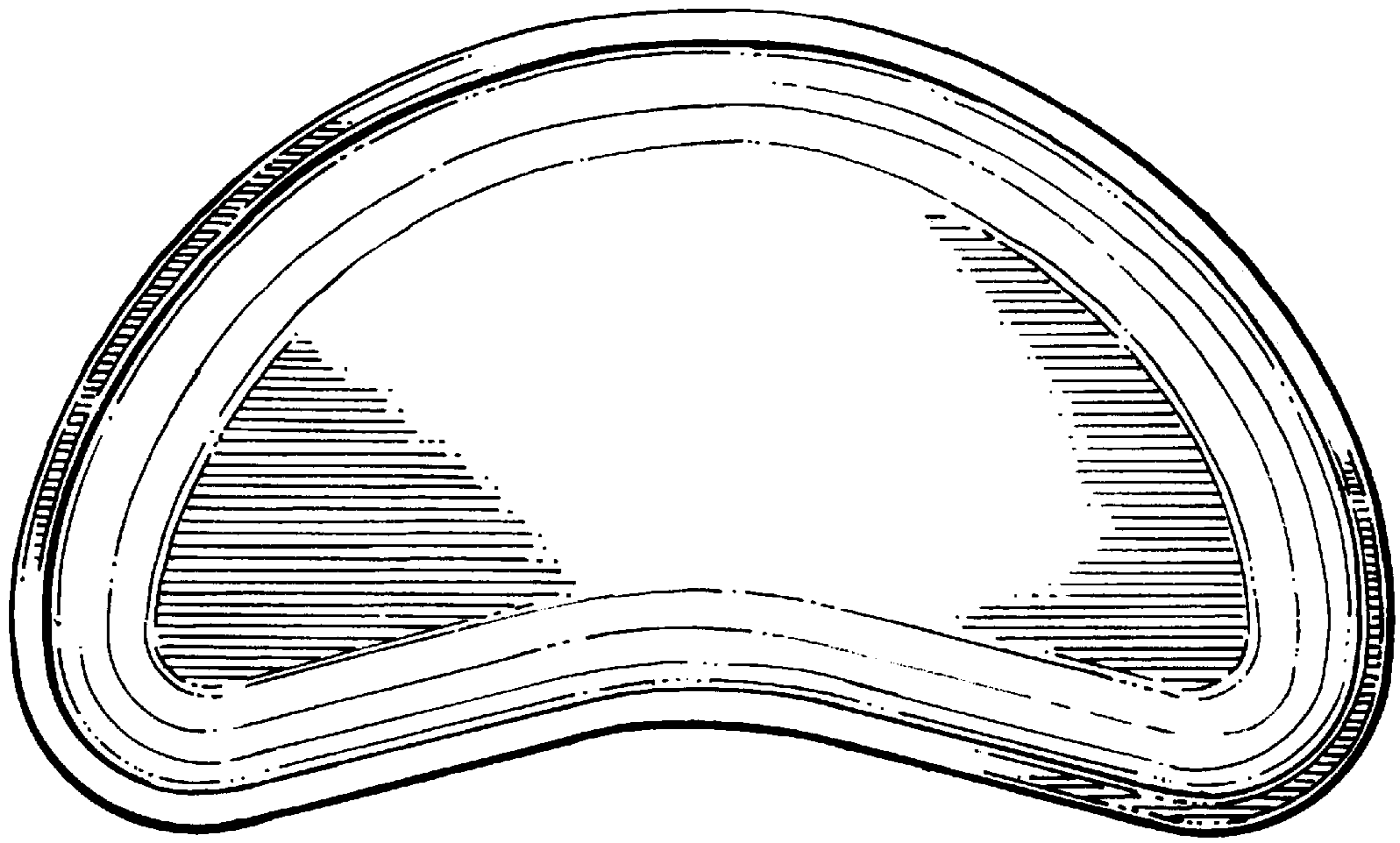


FIG. 1

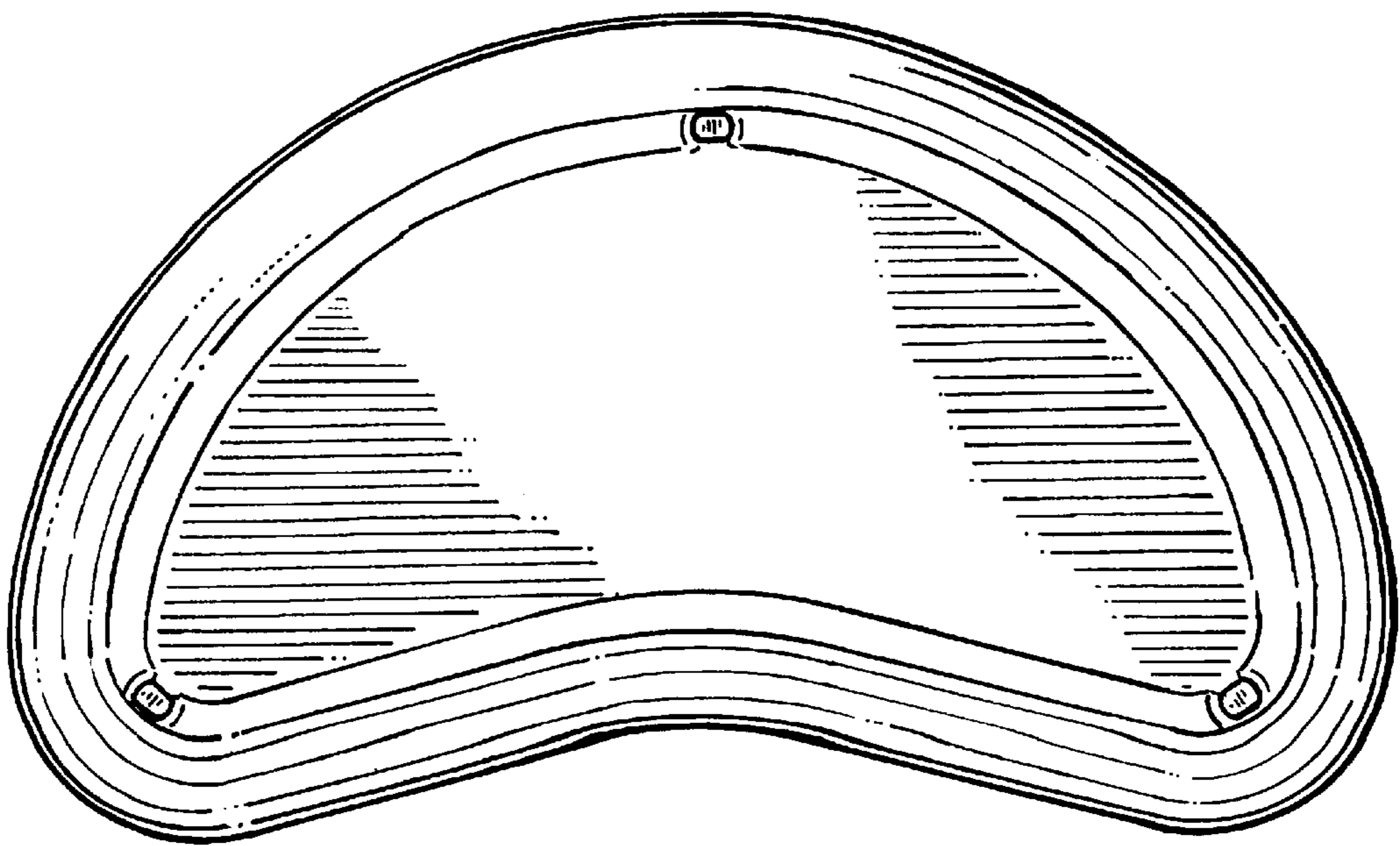


FIG. 2




FIG. 3



FIG. 4




FIG. 5




FIG. 6