



US00D430447S

# United States Patent [19]

Thuma

[11] **Patent Number: Des. 430,447**

[45] **Date of Patent: \*\* Sep. 5, 2000**

[54] **STIRRER**

[75] Inventor: **Michael Thuma**, LaGrange, Ill.

[73] Assignee: **Wilton Industries, Inc.**, Woodridge, Ill.

[\*\*] Term: **14 Years**

[21] Appl. No.: **29/114,513**

[22] Filed: **Nov. 24, 1999**

[51] **LOC (7) Cl.** ..... **07-06**

[52] **U.S. Cl.** ..... **D7/300.2**

[58] **Field of Search** ..... D7/300.2, 683;  
D28/65; 366/129

[56] **References Cited**

**U.S. PATENT DOCUMENTS**

D. 231,890 6/1974 Kinder ..... D7/683

D. 244,903 7/1977 Hildebrand ..... D7/683  
D. 402,847 12/1998 Kinder ..... D7/300.2

*Primary Examiner*—Terry A. Wallace  
*Attorney, Agent, or Firm*—Piper Marbury Rudnick & Wolfe

[57] **CLAIM**

The ornamental design for a stirrer, as shown.

**DESCRIPTION**

FIG. 1 is a perspective view of the stirrer of the invention;  
FIG. 2 is a front elevational view thereof;  
FIG. 3 is a side elevational view thereof, the opposite side  
of which is an identical mirror image;  
FIG. 4 is a rear elevational view thereof;  
FIG. 5 is a top plan view thereof; and,  
FIG. 6 is a bottom plan view thereof.

**1 Claim, 1 Drawing Sheet**

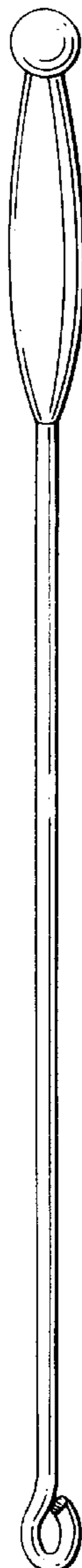


FIG. 1

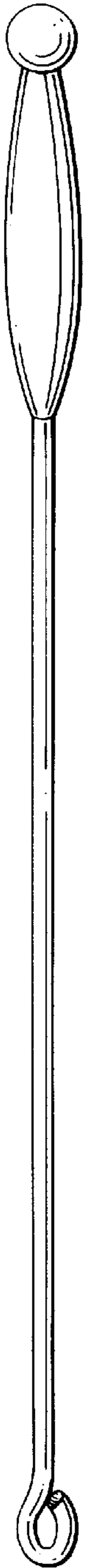


FIG. 2

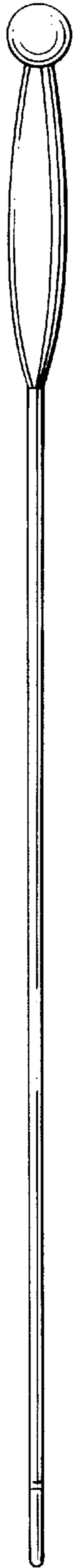


FIG. 3

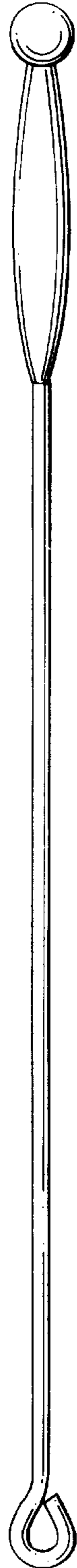


FIG. 4

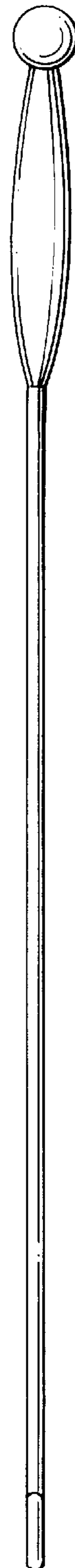


FIG. 5



FIG. 6

