



US00D430428S

# United States Patent [19] Cain

[11] **Patent Number: Des. 430,428**

[45] **Date of Patent: \*\* Sep. 5, 2000**

[54] **SIDEBOARD**

[75] Inventor: **Charles C. Cain**, High Point, N.C.

[73] Assignee: **Thomasville Furniture Industries, Inc.**, Thomasville, N.C.

[\*\*] Term: **14 Years**

[21] Appl. No.: **29/111,185**

[22] Filed: **Sep. 22, 1999**

[51] **LOC (7) Cl.** ..... **06-04**

[52] **U.S. Cl.** ..... **D6/446**

[58] **Field of Search** ..... D6/434-448; 312/114,  
312/204, 224, 278, 279

[56] **References Cited**

**U.S. PATENT DOCUMENTS**

D. 132,518	5/1942	Mattucci	.....	D6/436
D. 326,194	5/1992	Lewis	.....	D6/446
D. 414,627	10/1999	Cain	.....	D6/441
D. 420,528	2/2000	Gesing	.....	D6/436

**OTHER PUBLICATIONS**

Thomasville, Fisher Park, Buffet, p. 16.

*Primary Examiner*—Cathron B. Matta  
*Attorney, Agent, or Firm*—Rhodes & Mason, P.L.L.C.

[57] **CLAIM**

The ornamental design for a sideboard, as shown and described.

**DESCRIPTION**

FIG. 1 is a left front top perspective view of a sideboard showing my new design;


FIG. 2 is a side view, the opposite side being a mirror image thereof;

FIG. 3 is a front elevational view thereof; and,

FIG. 4 is a top view thereof.

The bottom and rear elevational views of the design are not shown and form no part of the claimed design. The dashed lines represent environmental elements only and form no part of the claimed design.

**1 Claim, 4 Drawing Sheets**



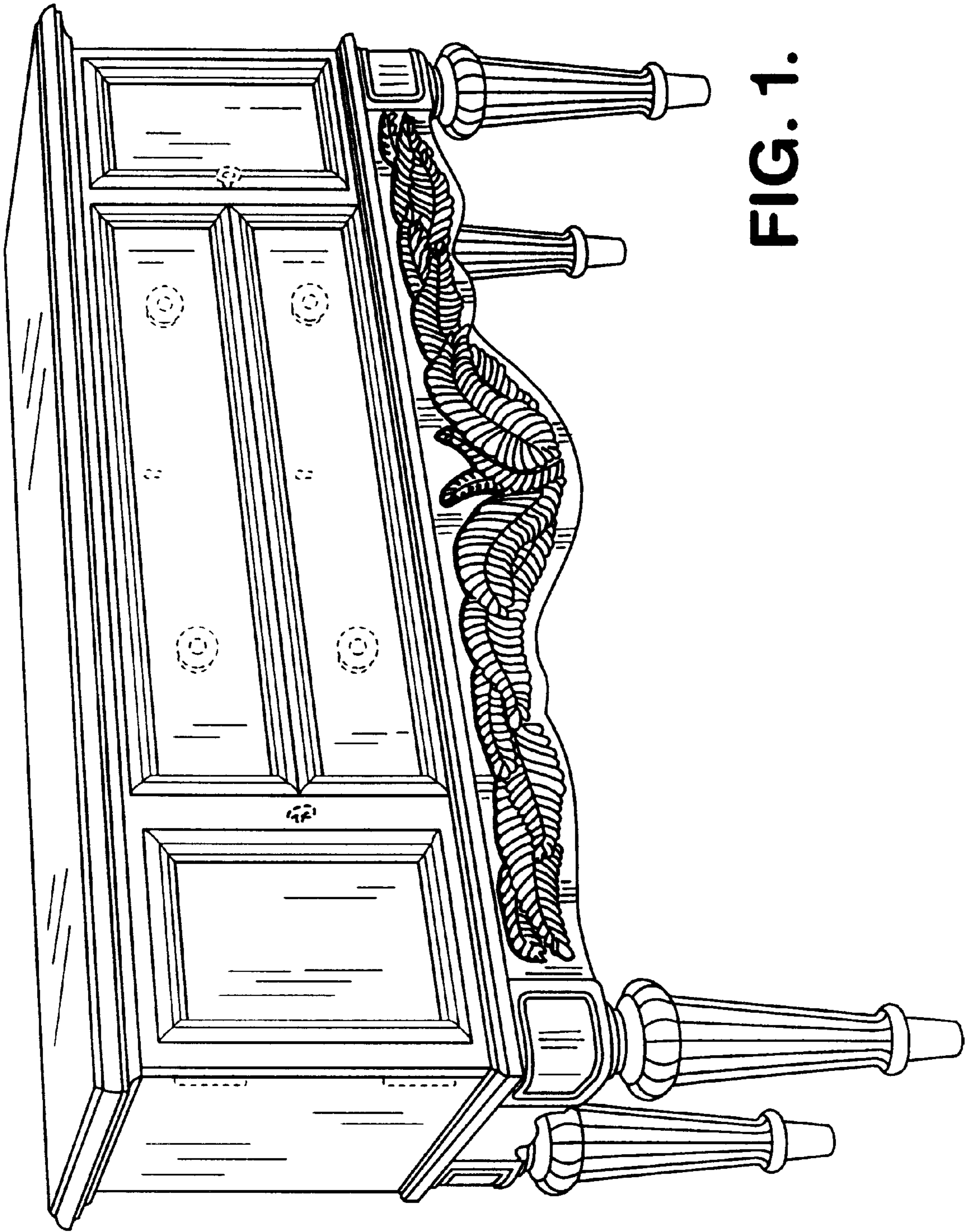


FIG. 1.

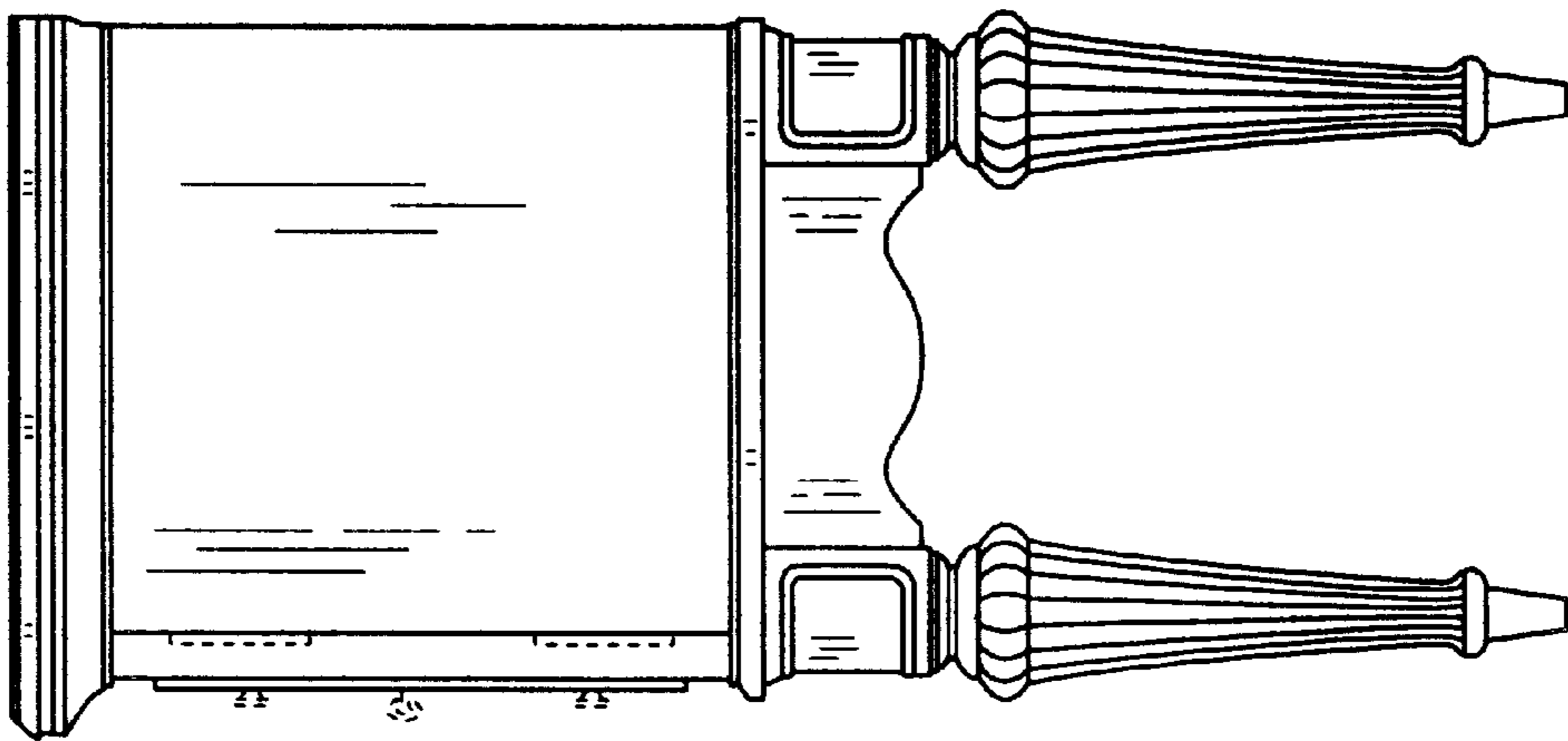


FIG. 2.


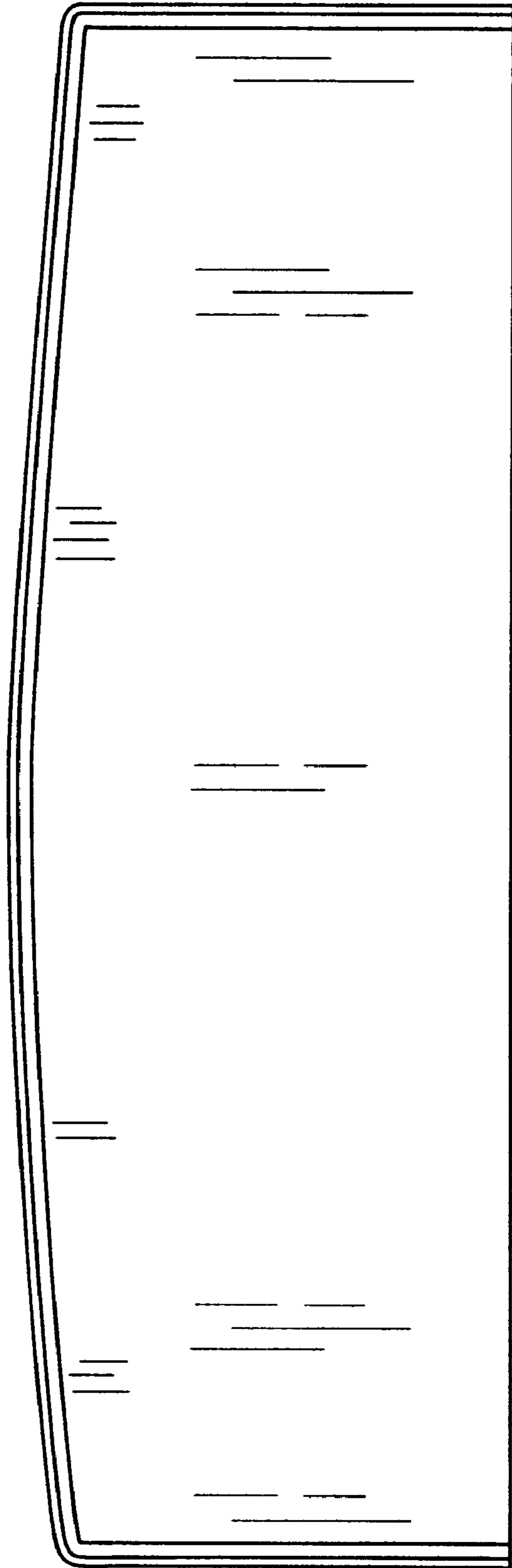


FIG. 3.



**FIG. 4.**