



US00D430397S

United States Patent [19]
Eskandry

[11] **Patent Number: Des. 430,397**

[45] **Date of Patent: ** Sep. 5, 2000**

[54] **FLAT-PACK MULTI-MEDIA CARRIER**

[76] Inventor: **Ezra D. Eskandry**, 1925 Brickell Ave.,
D901, Miami, Fla. 33129

[**] Term: **14 Years**

[21] Appl. No.: **29/111,696**

[22] Filed: **Oct. 1, 1999**

[51] **LOC (7) Cl.** **03-01**

[52] **U.S. Cl.** **D3/290; D3/299; D3/301**

[58] **Field of Search** D3/283, 284, 285,
D3/289, 301, 303, 290; 190/100, 109, 111,
112; 206/576, 320

[56] **References Cited**

U.S. PATENT DOCUMENTS

D. 266,202	9/1982	Berman	D3/299
D. 287,428	12/1986	Knoepke	D3/299
D. 292,843	11/1987	Frezza	D3/301
D. 323,744	2/1992	Casale	D3/299
D. 338,334	8/1993	Kopel et al.	D3/299

D. 382,166	8/1997	Alves et al.	D3/301
D. 387,906	12/1997	Petty	D3/285

Primary Examiner—Philip S. Hyder
Attorney, Agent, or Firm—Robert C. Kain, Jr.

[57] **CLAIM**

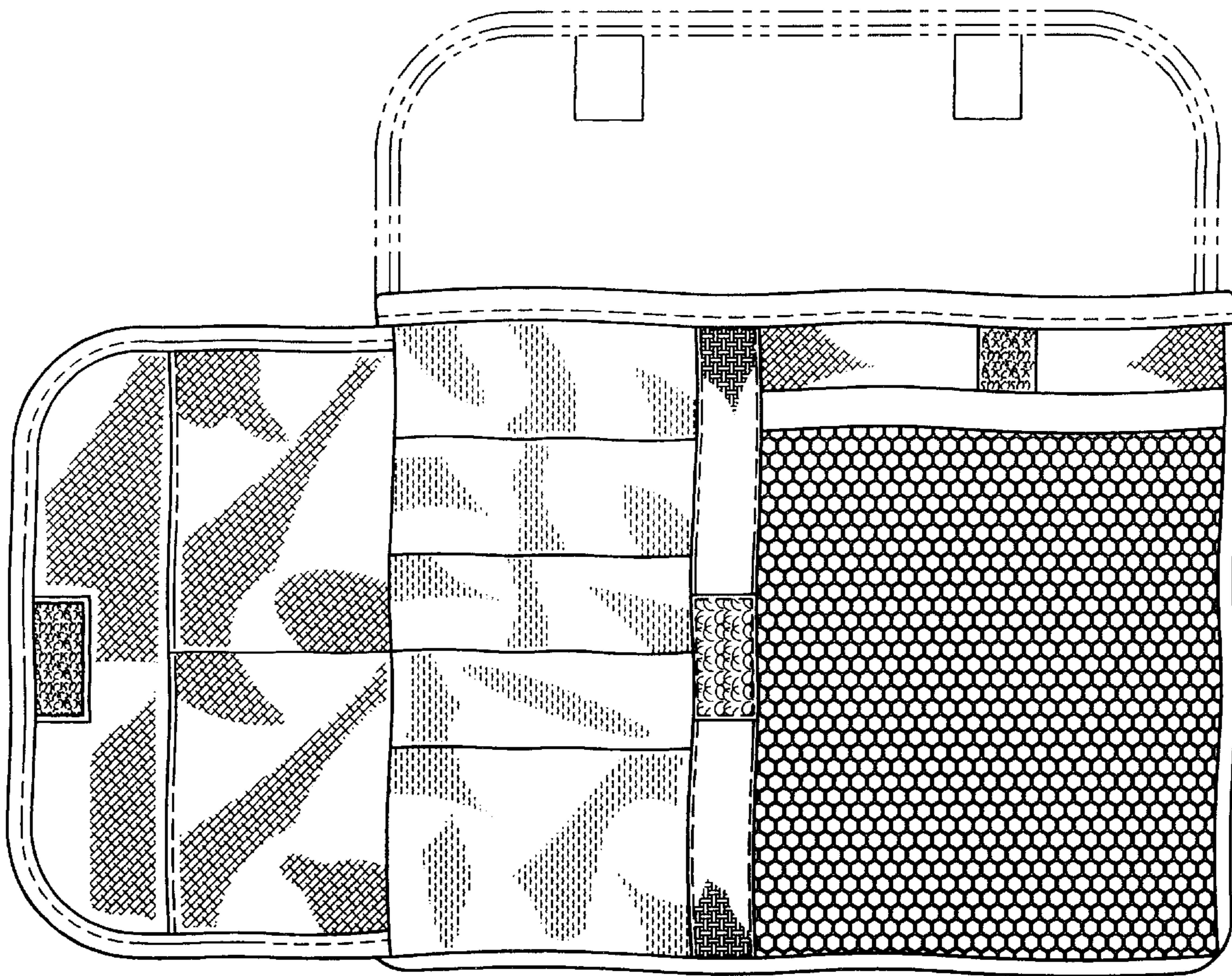
I claim the ornamental design for the flat-pack multi-media carrier, as shown.

DESCRIPTION

FIG. 1 is a front view of the flat-pack multi-media carrier. FIG. 2 is a rear view of the flat-pack multi-media carrier. FIG. 3 is a top view of the flat-pack multi-media carrier. FIG. 4 is a bottom view of the flat-pack multi-media carrier. FIG. 5 is a left side view of the flat-pack multi-media carrier; and, FIG. 6 is a right side view of the flat-pack multi-media carrier.

The broken line portions of the disclosure are for illustrative purposes only and form no part of the claimed design.

1 Claim, 4 Drawing Sheets



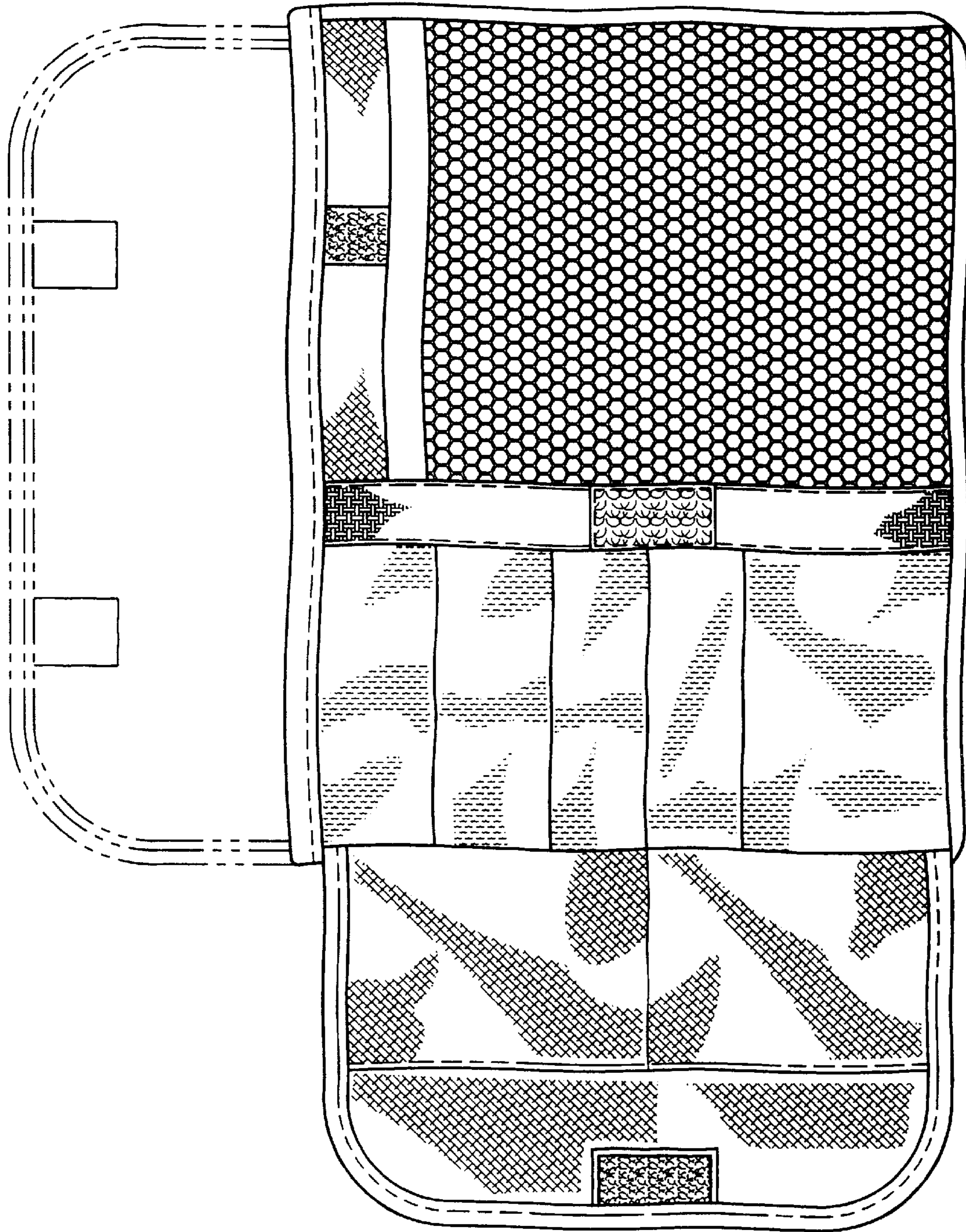


FIG. 1

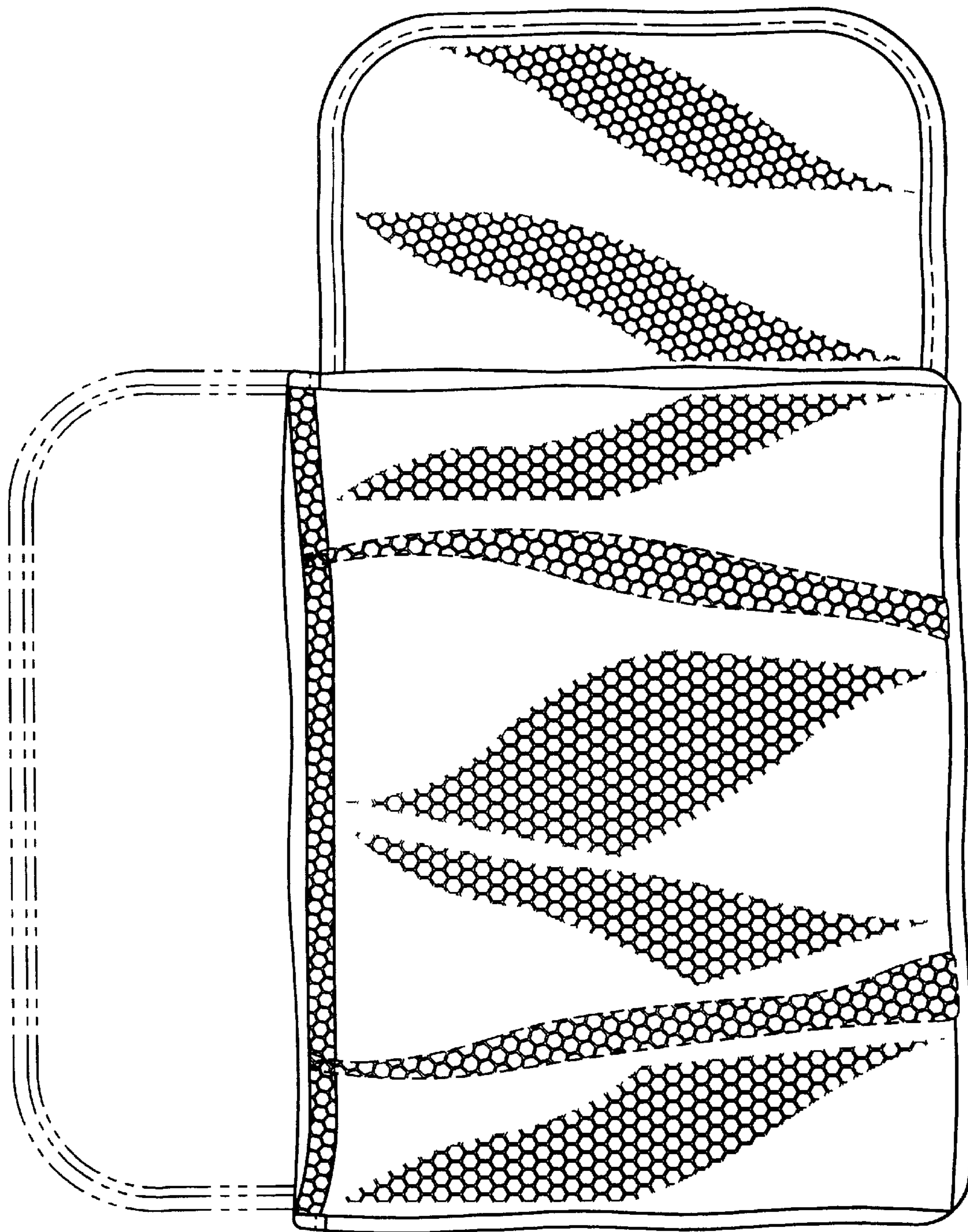


FIG. 2

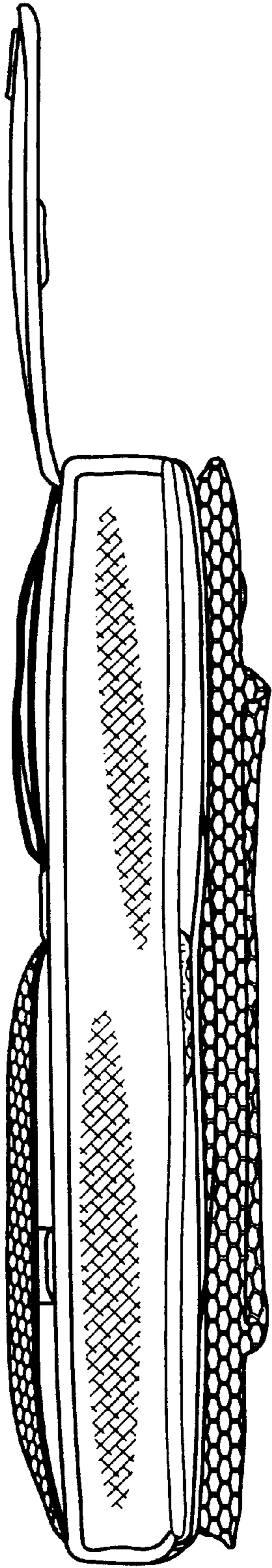


FIG. 3

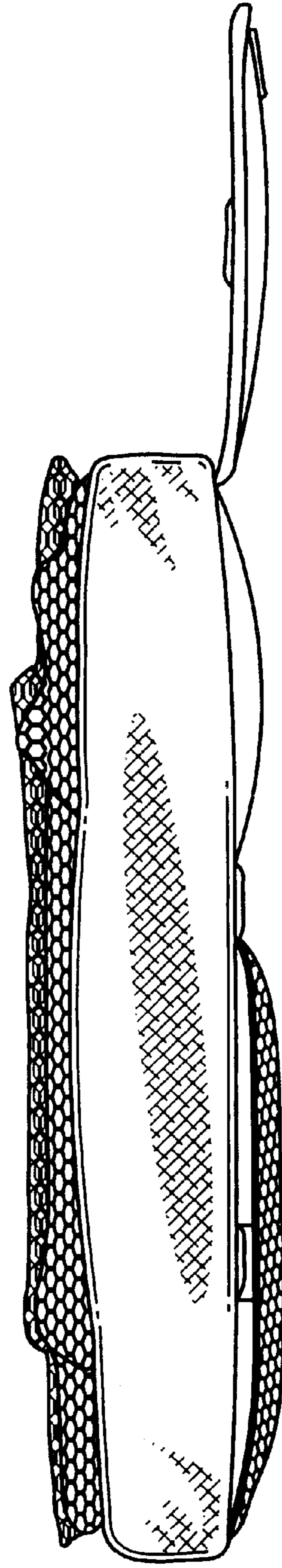


FIG. 4

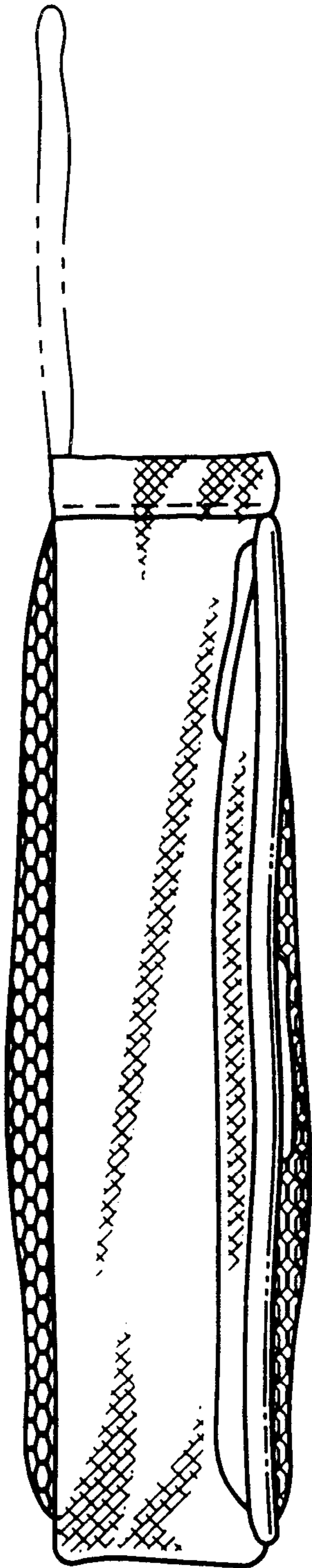


FIG. 5




FIG. 6