



US00D430391S

United States Patent [19] Mize

[11] Patent Number: Des. 430,391

[45] Date of Patent: ** Sep. 5, 2000

[54] CRUTCH CUSHION

[76] Inventor: Jerry Mize, 207 Ivy St., Coalinga, Calif. 93210

[**] Term: 14 Years

[21] Appl. No.: 29/113,900

[22] Filed: Nov. 12, 1999

[51] LOC (7) Cl. 03-03

[52] U.S. Cl. D3/10

[58] Field of Search D3/8, 10, 5, 7,
D3/9; 135/72, 73, 68, 71, 66; 2/16, 267,
268, 455; 128/95.1, 845, 878

[56] **References Cited**

U.S. PATENT DOCUMENTS

D. 307,353	4/1990	Greatwood	D3/10
D. 318,366	7/1991	Golstein	D3/10
D. 380,893	7/1997	Sigsworth	D3/8
D. 404,559	1/1999	Wiley et al.	D3/10
D. 413,014	8/1999	Lacy	D3/8
D. 417,069	11/1999	Clenney	D3/8
4,711,261	12/1987	Rosenberg	135/72
5,865,180	2/1999	Sigfrid	128/845
5,946,737	9/1999	Fleege	2/455

Primary Examiner—Louis S. Zarfes
Assistant Examiner—Catherine R. Oliver

[57] **CLAIM**

The ornamental design for a crutch cushion, as shown and described.

DESCRIPTION

FIG. 1 is a front elevational view of the crutch cushion of the present invention;

FIG. 2 is a rear elevational view of the crutch cushion of FIG. 1;

FIG. 3 is a left side elevational view of the crutch cushion of FIG. 1;

FIG. 4 is a right side elevational view of the crutch cushion of FIG. 1;

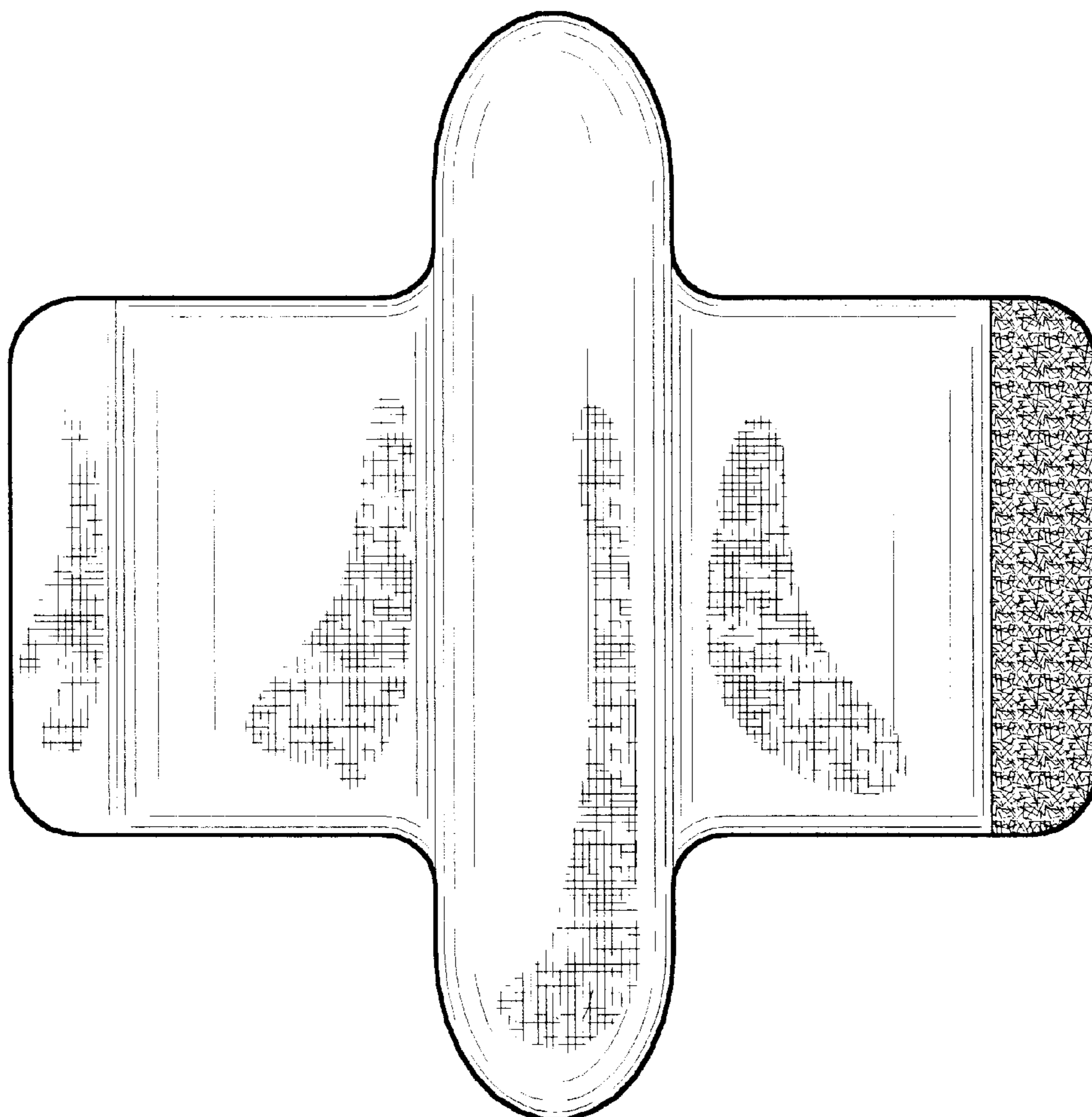
FIG. 5 is a top plan view of the crutch cushion of FIG. 1;

FIG. 6 is a bottom plan view of the crutch cushion of FIG. 1; and,

FIG. 7 is a bottom, front, right side perspective in alternate position view of the crutch cushion of FIG. 1.

The broken lines showing of a crutch in FIG. 7 is for illustrative purposes only and form no part of the claimed design.

1 Claim, 3 Drawing Sheets



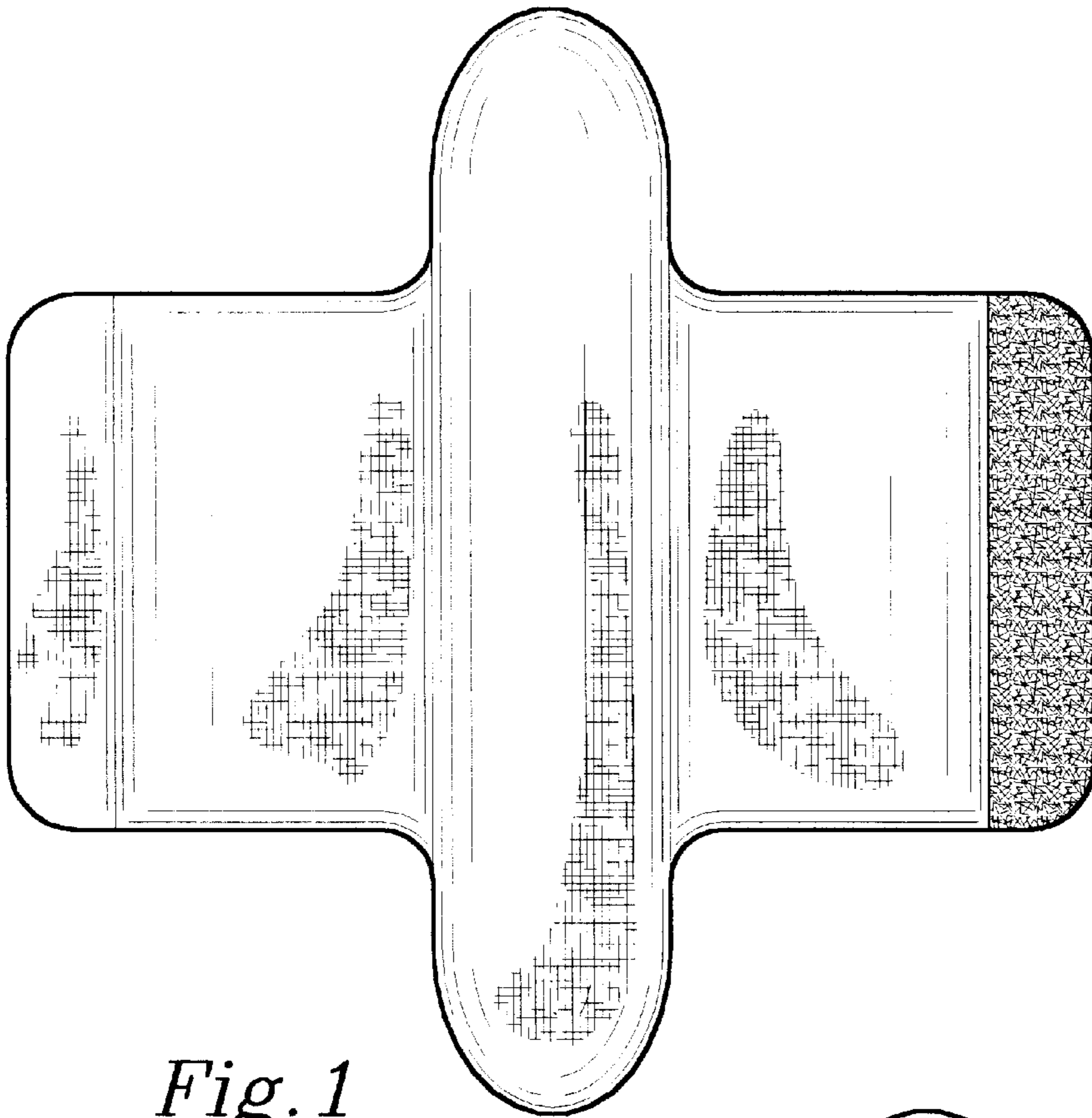


Fig. 1

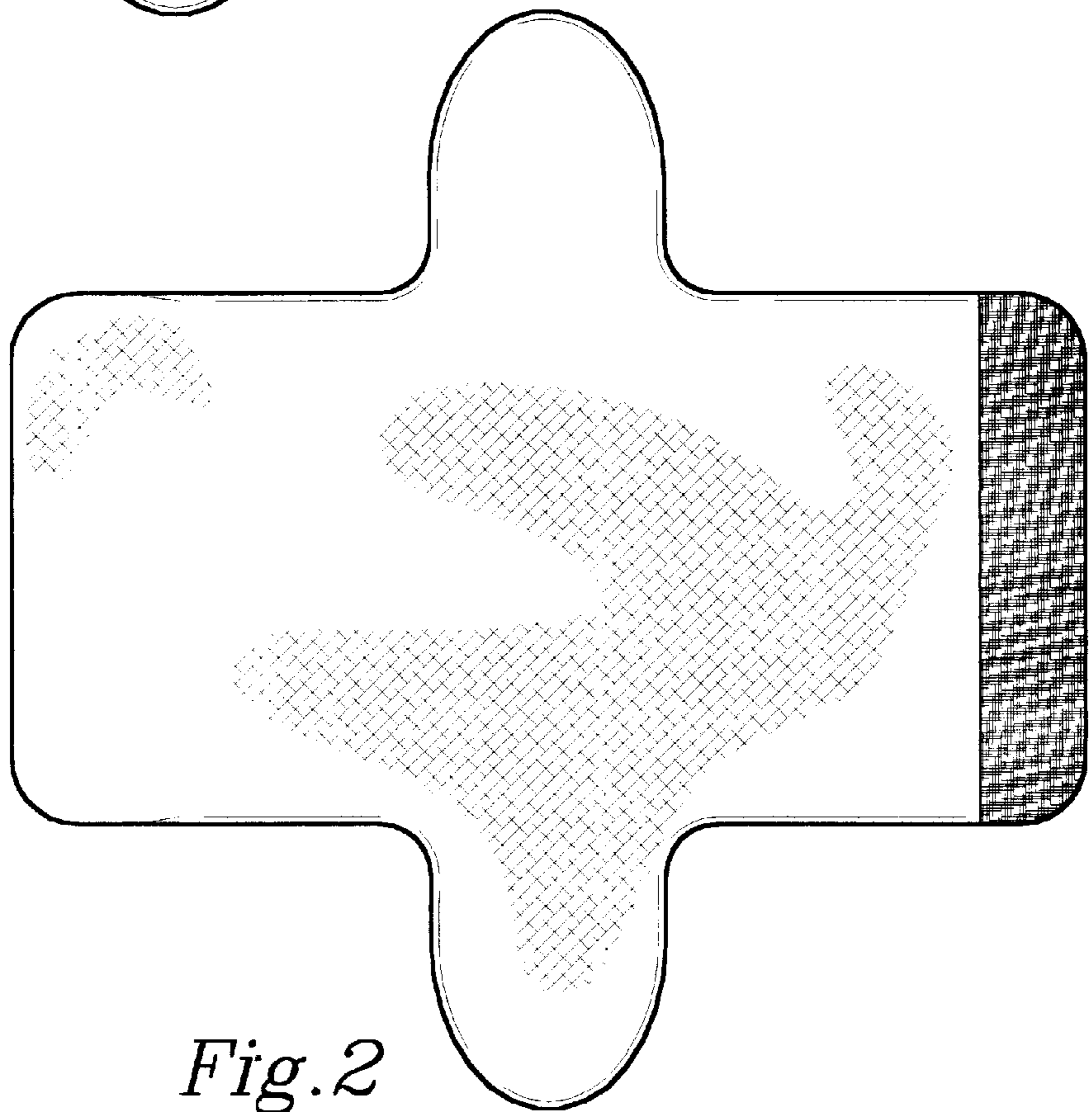


Fig. 2




Fig. 3

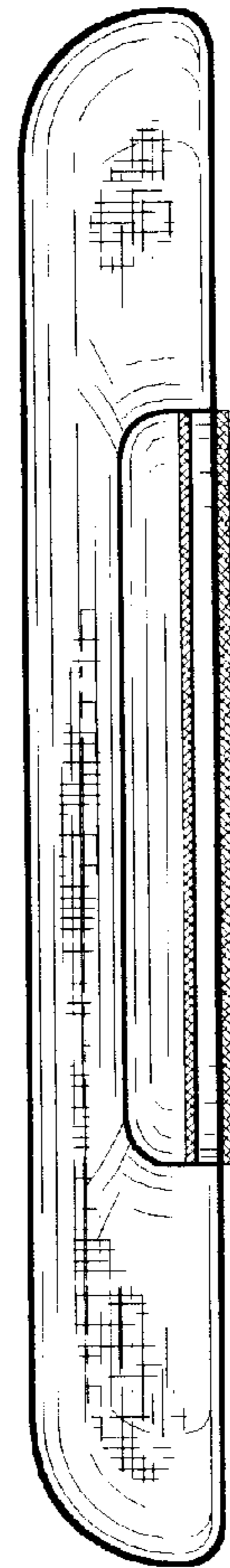


Fig. 4

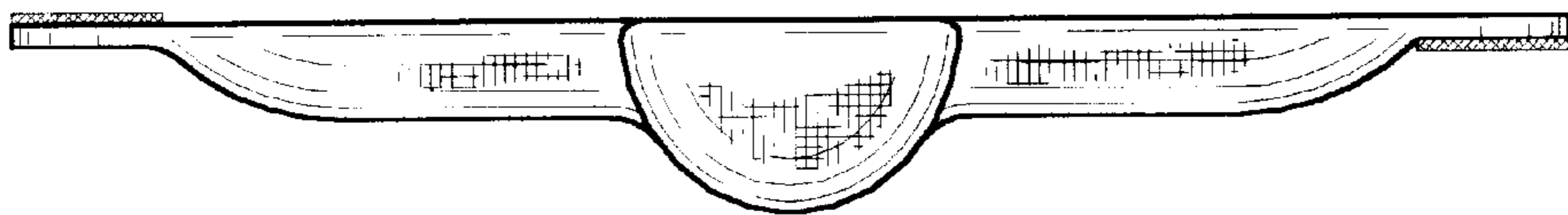


Fig. 5



Fig. 6

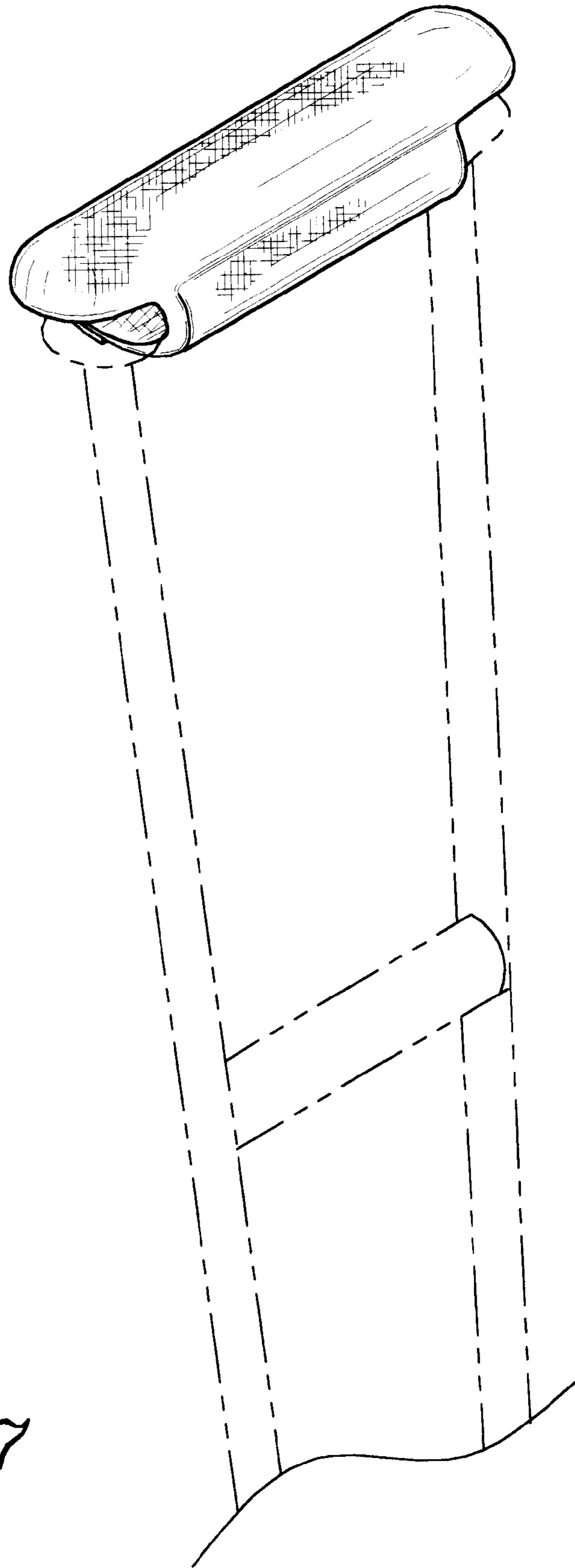


Fig. 7