



US00D430387S

United States Patent [19]

[11] Patent Number: **Des. 430,387**

Merceron

[45] Date of Patent: **** Sep. 5, 2000**

[54] **SHOE SOLE**

[75] Inventor: **Jean Paul Merceron**, Monthodon, France

[73] Assignee: **L'Article Chaussant Europeen**, Chateau-Renault, France

[**] Term: **14 Years**

[21] Appl. No.: **29/099,807**

[22] Filed: **Jan. 27, 1999**

[30] Foreign Application Priority Data

Jul. 28, 1998 [FR] France 98 4439

[51] **LOC (7) Cl.** **02-04**

[52] **U.S. Cl.** **D2/952; D2/951; D2/953**

[58] **Field of Search** D2/760, 902, 904, D2/908, 909, 911, 914, 916, 920, 946-948, 951-962, 964, 972, 977; 36/22 R, 24.5, 25 A, 25 R, 28, 29, 32 R, 43, 59 C, 59 R, 67 A, 72 C, 102, 103, 129, 134, 149

[56] References Cited

U.S. PATENT DOCUMENTS

D. 66,952	3/1925	Pierce	D2/952
D. 79,709	10/1929	Gorbald	D2/952
D. 144,356	4/1946	Colwell	D2/930
D. 169,556	5/1953	Maling	D2/947
D. 175,312	8/1955	Maling	D2/947
D. 235,701	7/1975	Famolare, Jr.	D2/947
D. 253,500	11/1979	Famolare, Jr.	D2/947
D. 268,299	3/1983	Argyropoulos	D2/960
302,190	7/1884	Butterfield	36/29
D. 325,807	5/1992	Austin	D2/952
D. 352,154	11/1994	Merceron	D2/952
D. 352,155	11/1994	Merceron	D2/952

D. 352,157	11/1994	Merceron	D2/957
D. 353,480	12/1994	Merceron	D2/956
D. 363,815	11/1995	Lucarelli	D2/960
D. 369,234	4/1996	Fabio	D2/952
D. 377,259	1/1997	Davidowitz et al.	D2/952
D. 378,240	3/1997	Merceron	D2/953
D. 379,114	5/1997	Merceron	D2/952
D. 384,794	10/1997	Merceron	D2/953
D. 386,288	11/1997	Merceron	D2/953
D. 388,241	12/1997	Merceron	D2/959
D. 388,593	1/1998	Ferro	D2/947
D. 391,042	2/1998	Merceron	D2/951
D. 394,142	5/1998	Merceron	D2/960
D. 397,546	9/1998	Merceron	D2/951
D. 399,040	10/1998	Merceron	D2/954
D. 402,093	12/1998	Merceron	D2/952
D. 403,143	12/1998	Gillespie	D2/952
D. 405,943	2/1999	Merceron	D2/957
4,180,923	1/1980	Dassler	36/32 R

Primary Examiner—Celia Murphy
Attorney, Agent, or Firm—Jacobson, Price, Holman & Stern, PLLC

[57] CLAIM

The ornamental design for a shoe sole, as shown and described.

DESCRIPTION

FIG. 1 is a bottom plan view showing my new design for a shoe sole,
FIG. 2 is a left side elevational view thereof,
FIG. 3 is a right side elevational view thereof,
FIG. 4 is a toe end elevational view thereof, and
FIG. 5 is a heel end elevational view thereof; and,
FIG. 6 is a perspective view thereof.
The top surface of the shoe sole is plain and unornamental.

1 Claim, 4 Drawing Sheets




FIG. 1

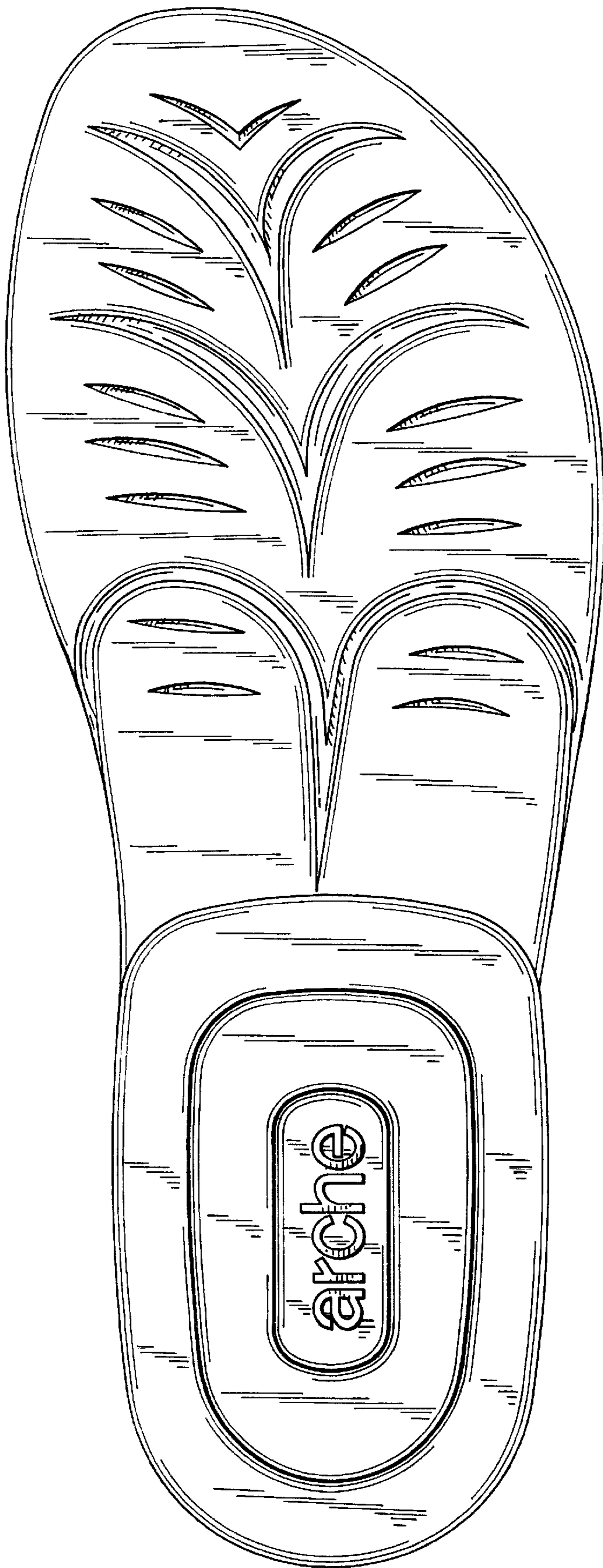


FIG. 2

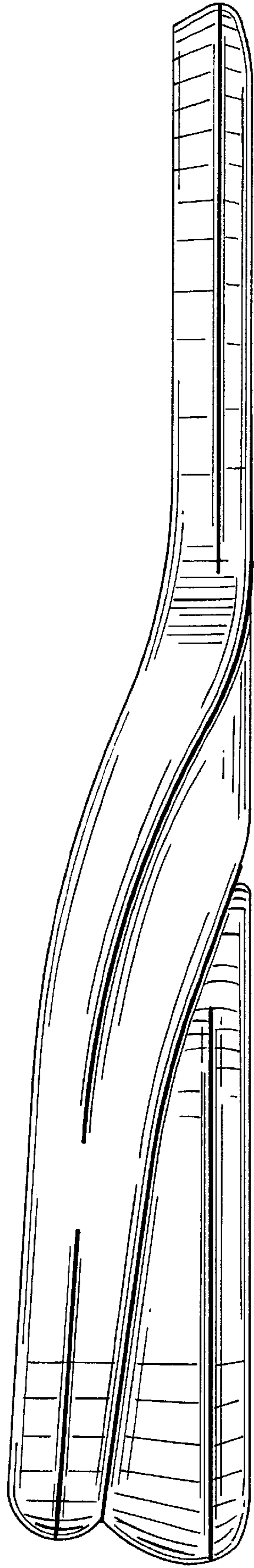


FIG. 3




FIG. 4

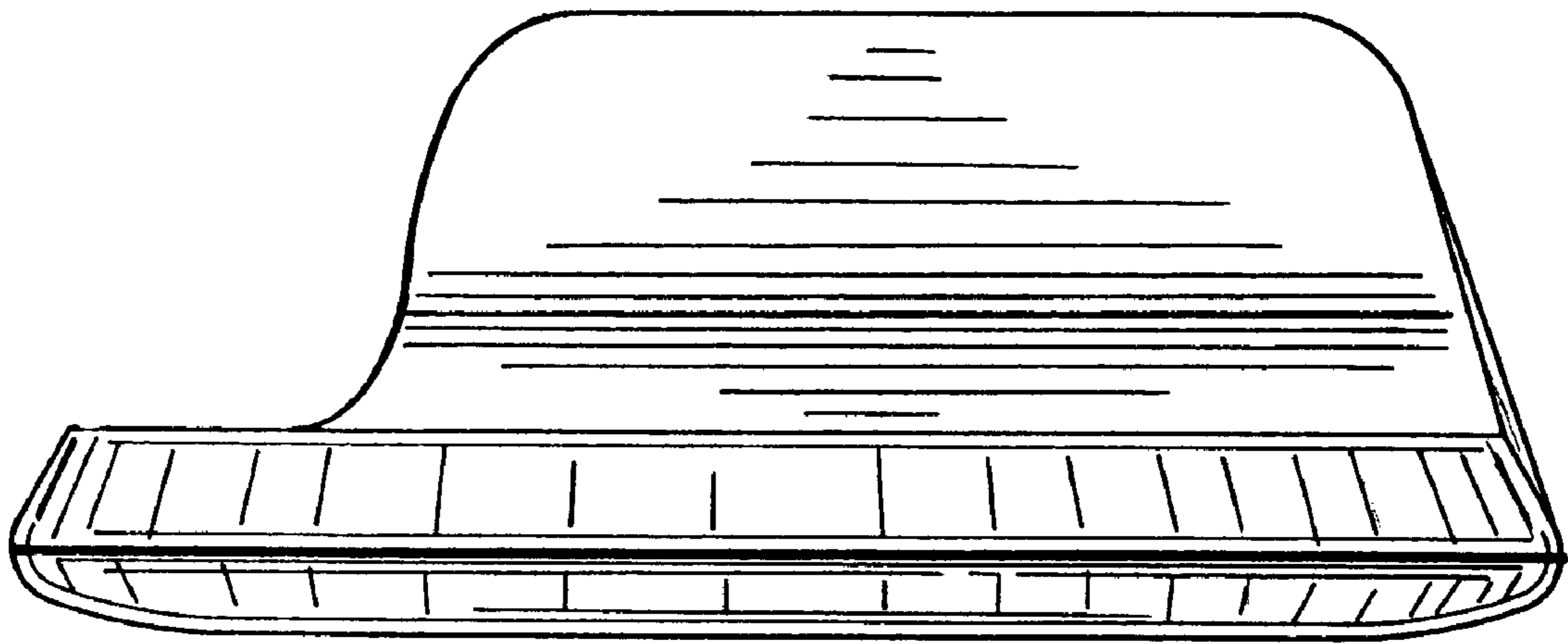


FIG. 5

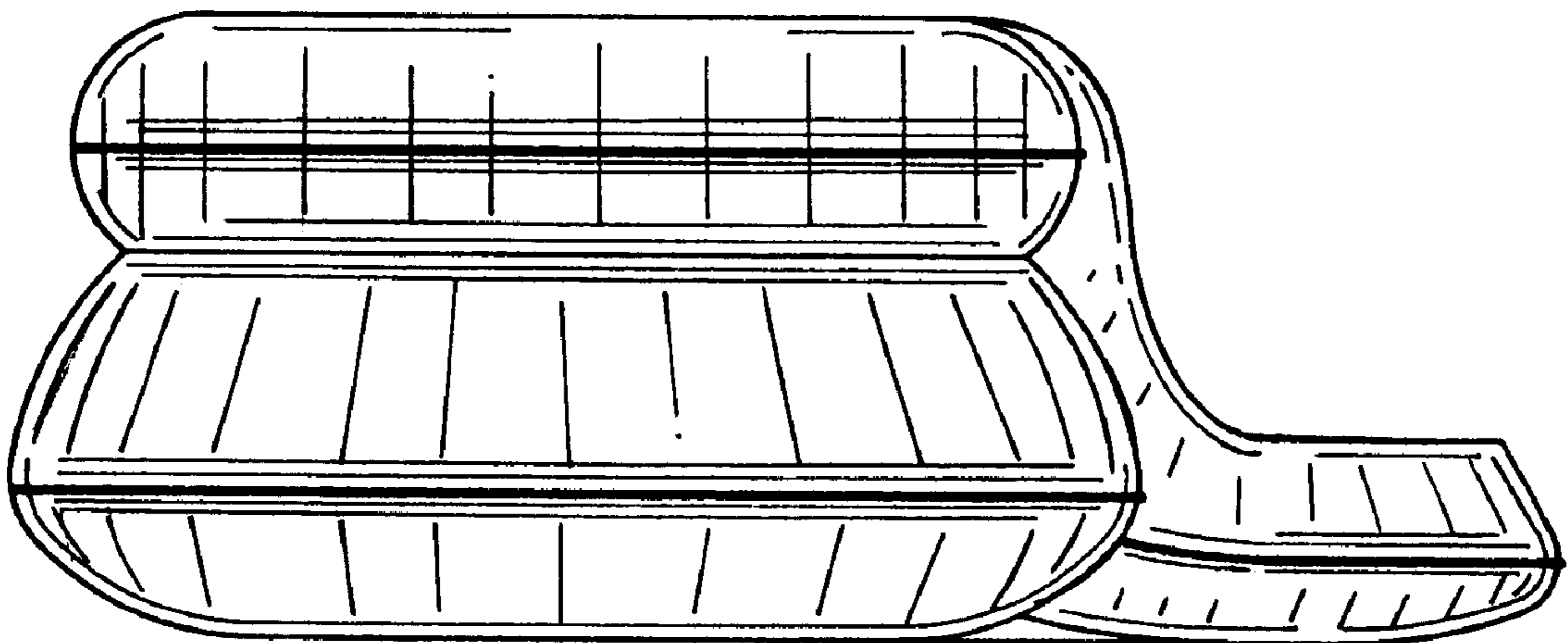


FIG. 6

