



US00D430386S

United States Patent [19]

Necatera

[11] **Patent Number: Des. 430,386**

[45] **Date of Patent: ** Sep. 5, 2000**

[54] **KITTY KAP**

[76] Inventor: **Marc R. Necatera**, 42 Fallow St.,
Norwalk, Conn. 06850

[**] Term: **14 Years**

[21] Appl. No.: **29/113,729**

[22] Filed: **Nov. 12, 1999**

[51] **LOC (7) Cl. 02-03**

[52] **U.S. Cl. D2/869**

[58] **Field of Search** D2/865, 869, 870,
D2/878, 890; 2/171, 181, 195.1, 209.13;
D21/617; 446/27

[56] **References Cited**

U.S. PATENT DOCUMENTS

- D. 124,074 12/1940 Greenberg et al. D2/890
- D. 267,208 12/1982 Denison .
- D. 279,230 6/1985 Talany .
- D. 282,597 2/1986 Chiang .

- D. 394,340 5/1998 Kennard .
- D. 411,239 6/1999 Jcu D2/869
- D. 422,398 4/2000 Jones D2/869
- 2,735,109 2/1956 Feldman 2/195.1 X
- 4,268,918 5/1981 Lee D2/870 X
- 5,781,934 7/1998 Pauley, Jr. 2/209.13

Primary Examiner—Paula A. Mortimer
Attorney, Agent, or Firm—Edward L. White


[57] **CLAIM**

The ornamental design for a kitty kap, as shown.

DESCRIPTION

FIG. 1 is a front view of the invention;
FIG. 2 is a back view of the invention;
FIG. 3 is a first side view of the invention;
FIG. 4 is a second side view of the invention;
FIG. 5 is a top view of the invention; and,
FIG. 6 is a bottom view of the invention.

1 Claim, 3 Drawing Sheets






FIG. 1




FIG. 2




FIG. 3




FIG. 4



FIG. 3

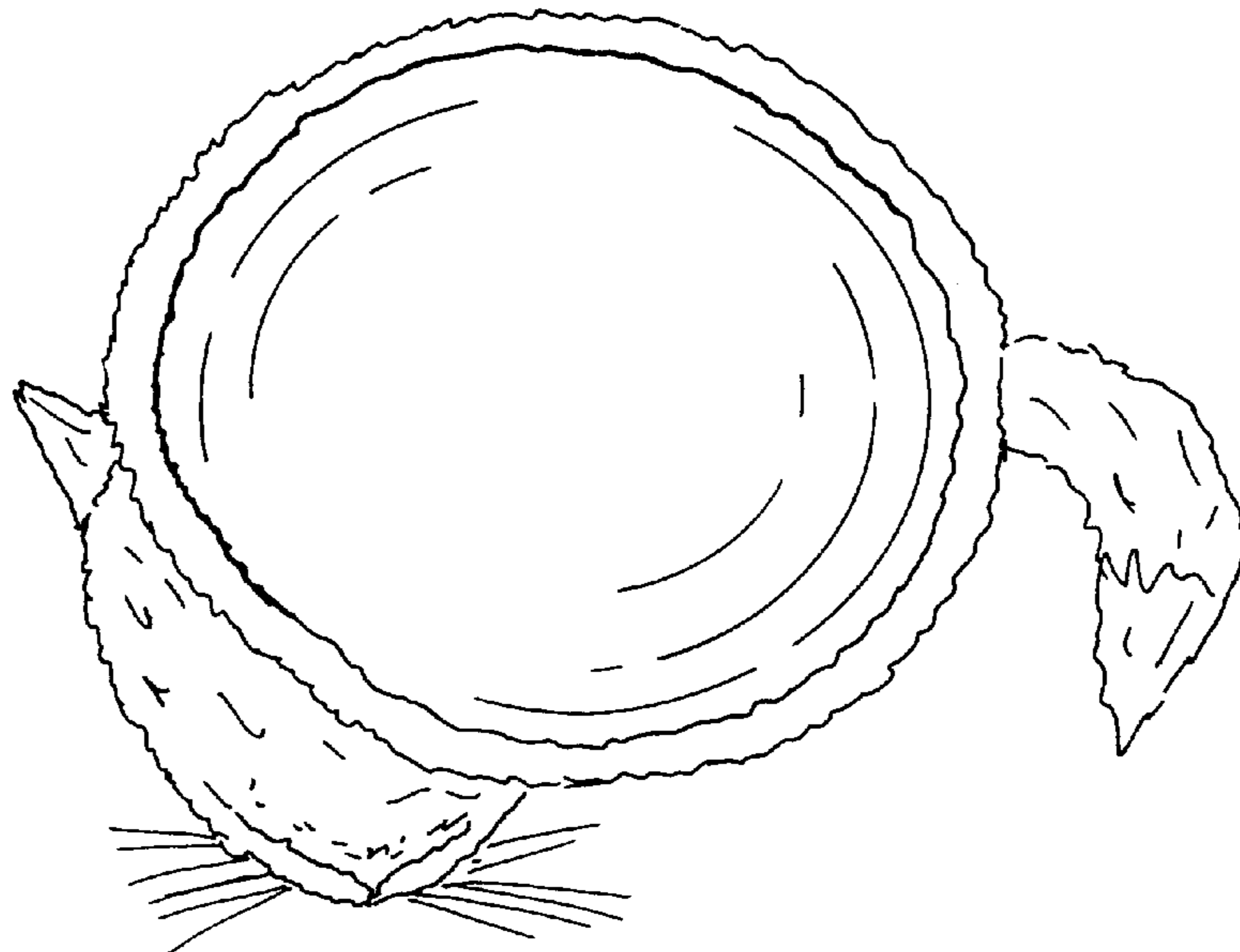


FIG. 4