



US00D430364S

**United States Patent** [19]  
**Supra**

[11] **Patent Number: Des. 430,364**

[45] **Date of Patent: \*\* Aug. 29, 2000**

[54] **POOL CLEANER BODY**

5,706,540 1/1998 Niewiarowski ..... 15/1.7  
5,970,557 10/1999 Supra ..... 15/1.7

[76] Inventor: **Carl Frederick Wilhelm Supra, P O**  
Box 76, Kibler Park 2053, South Africa

*Primary Examiner*—Louis S. Zarfaz  
*Assistant Examiner*—Robert A. Delehanty  
*Attorney, Agent, or Firm*—Young & Thompson

[\*\*] Term: **14 Years**

[21] Appl. No.: **29/104,228**

[57] **CLAIM**

[22] Filed: **Apr. 30, 1999**

The ornamental design for a pool cleaner body, as shown and described.

[51] **LOC (7) Cl.** ..... **15-05**

[52] **U.S. Cl.** ..... **D32/1**

[58] **Field of Search** ..... D32/1, 15-22,  
D32/25, 28, 31-34; D8/61, 62; D4/102;  
15/1.7; 55/373, 374; 180/116, 119, 120,  
125, 130; 210/169, 416.2, 460; D23/213

**DESCRIPTION**

[56] **References Cited**

**U.S. PATENT DOCUMENTS**

D. 325,796	4/1992	Kallenbach	.....	D32/1
4,023,227	5/1977	Chauvier	.....	15/1.7
4,742,593	5/1988	Kallenbach	.....	15/1.7
4,749,478	6/1988	Brooks	.....	D32/25
4,807,318	2/1989	Kallenbach	.....	15/1.7

FIG. 1 is a side view in elevation of a first side of a pool cleaner body showing my new design;  
FIG. 2 is a side view in elevation of a second side of the pool cleaner body which is opposite to the first side;  
FIG. 3 is a front view in elevation of the pool cleaner body;  
FIG. 4 is a rear view in elevation of the pool cleaner body;  
FIG. 5 is a top perspective view of the pool cleaner body;  
FIG. 6 is a bottom perspective view of the pool cleaner body;  
and,  
FIG. 7 is a view in perspective of the pool cleaner body.

**1 Claim, 4 Drawing Sheets**





FIGURE 1



FIGURE 2




FIGURE 4




FIGURE 3




FIGURE 5




FIGURE 6




FIGURE 7