



US00D430361S

# United States Patent [19] Smith

[11] Patent Number: Des. 430,361

[45] Date of Patent: \*\* Aug. 29, 2000

[54] MASK

5,848,589 12/1998 Welnetz ..... 128/206.12

[76] Inventor: **Irma Smith**, 1130 Dunlop, Apt 2A,  
Forest Park, Ill. 60130

### OTHER PUBLICATIONS

Sep. 1981 Dust/Mist Respirator #870 and Dust/Fume/Mist Respirator #9920, p. 69, National Safety News, D24/110.1 shoe.

[\*\*] Term: **14 Years**

[21] Appl. No.: **29/100,481**

*Primary Examiner*—Louis S. Zarfaz  
*Assistant Examiner*—Robert A. Delehanty  
*Attorney, Agent, or Firm*—Kajane McManus

[22] Filed: **Feb. 11, 1999**

[51] LOC (7) Cl. .... **29-02**

[52] U.S. Cl. .... **D29/108**

[58] Field of Search ..... D29/102, 105,  
D29/106, 108–112, 122; D2/2, 5, 6, 9,  
865, 866, 869–880, 891, 895; 21/410, 417.419,  
423–424, 9–10, 209, 206, 427; D24/110.1;  
128/206.12, 206.19, 206.22

### [57] CLAIM

I claim the ornamental design for a mask, as shown and described.

### [56] References Cited


#### U.S. PATENT DOCUMENTS

|            |         |              |       |            |
|------------|---------|--------------|-------|------------|
| D. 248,497 | 7/1978  | Slosek       | ..... | D24/110.1  |
| D. 374,507 | 10/1996 | Beliveau     | ..... | D29/108    |
| 4,090,510  | 5/1978  | Segersten    | ..... | 128/206.12 |
| 4,319,564  | 3/1982  | Magidson     | ..... | 128/206.19 |
| 4,384,577  | 5/1983  | Huber et al. | ..... | D24/110.1  |
| 4,719,911  | 1/1988  | Carrico      | ..... | 128/206.12 |
| 5,003,632  | 4/1991  | Claude       | ..... | 2/424      |
| 5,012,805  | 5/1991  | Muckerheide  | ..... | D24/110.1  |
| 5,261,398  | 11/1993 | Sobolik      | ..... | 2/427      |
| 5,374,458  | 12/1994 | Burgio       | ..... | 128/206.19 |
| 5,416,923  | 5/1995  | Peugh        | ..... | 2/9        |
| 5,819,731  | 10/1998 | Dyrud et al. | ..... | 128/206.12 |

### DESCRIPTION

FIG. 1 is a perspective view of the mask showing my new design in use;  
FIG. 2 is an enlarged front view thereof;  
FIG. 3 is an enlarged first side view thereof;  
FIG. 4 is an enlarged opposite side view thereof;  
FIG. 5 is an enlarged top plan view thereof;  
FIG. 6 is an enlarged bottom plan view thereof; and,  
FIG. 7 is an enlarged rear view thereof.  
The broken lines on the mask as shown in FIG. 7 are understood to represent stitching.  
The broken line showing of a human face and wrap is for illustrative purposes only and forms no part of the claimed design.

**1 Claim, 3 Drawing Sheets**



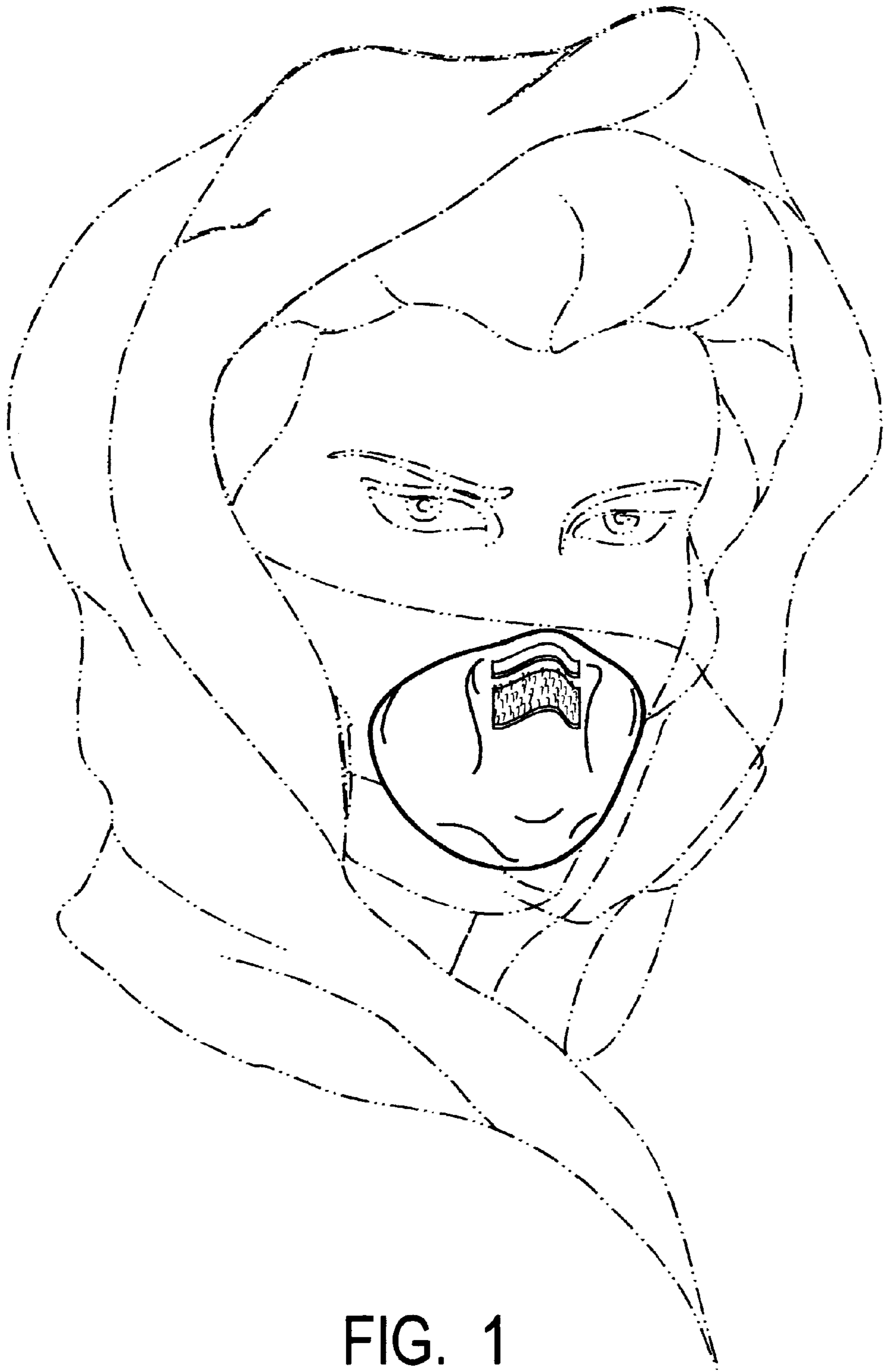


FIG. 1

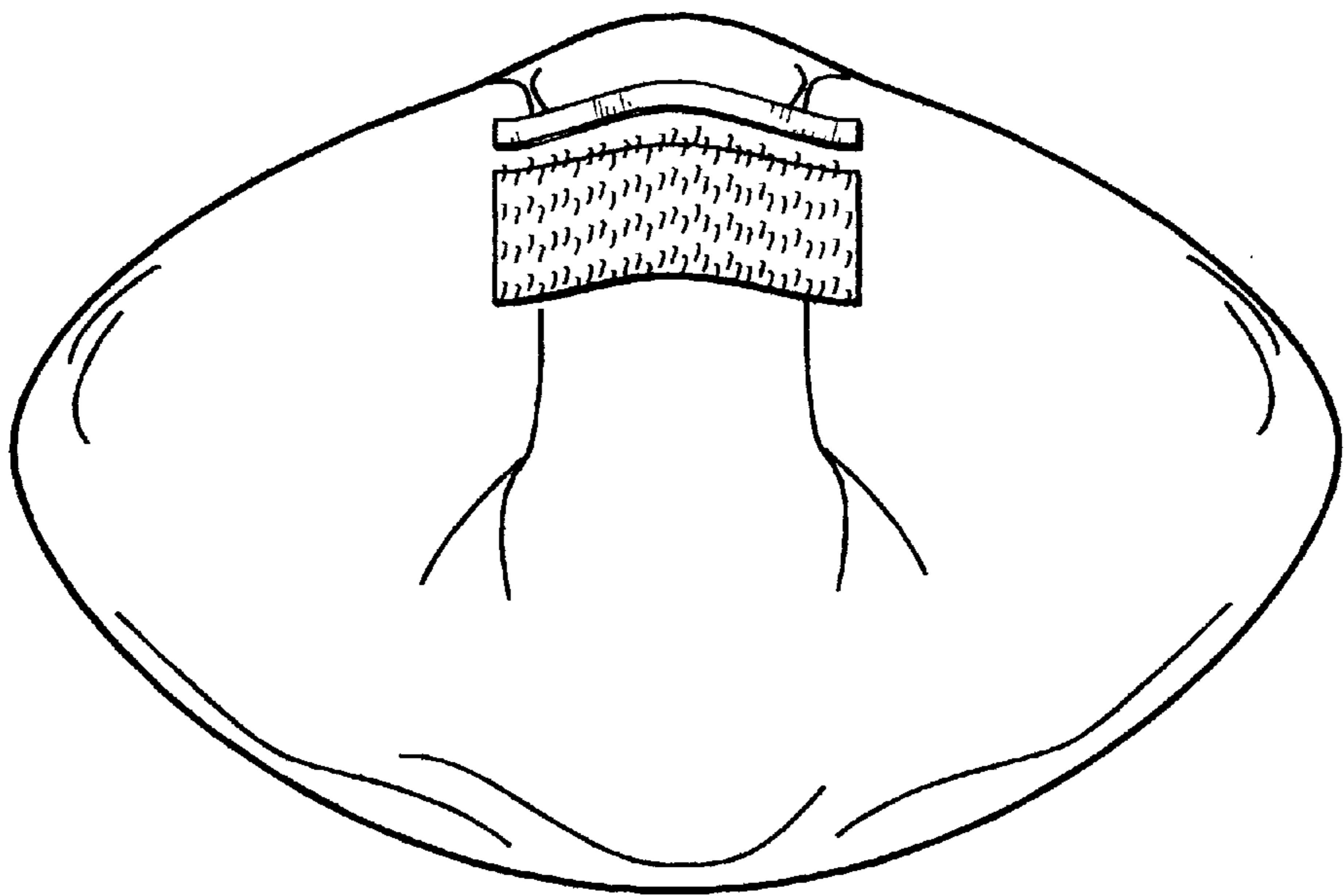


FIG. 2

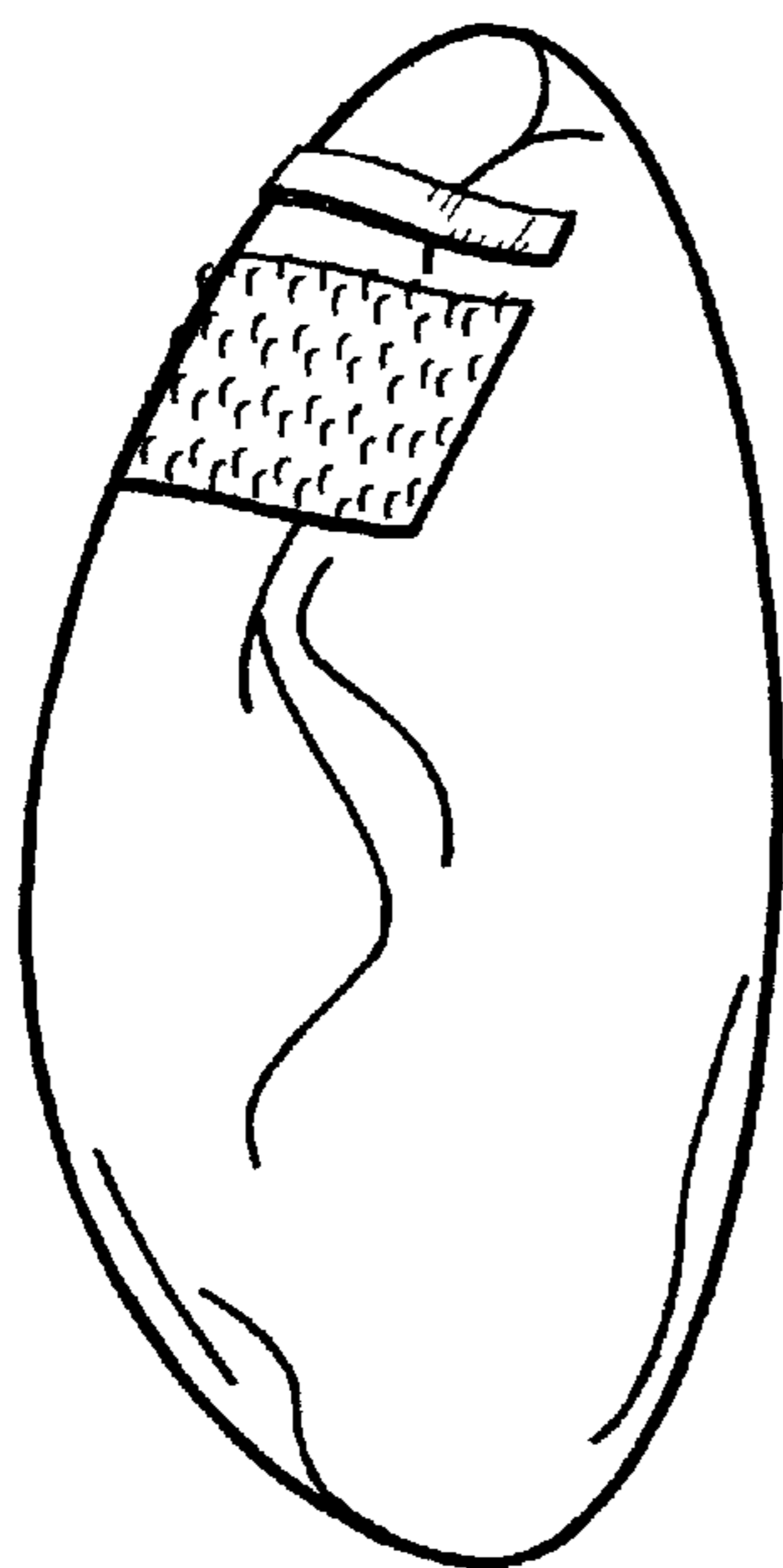


FIG. 3

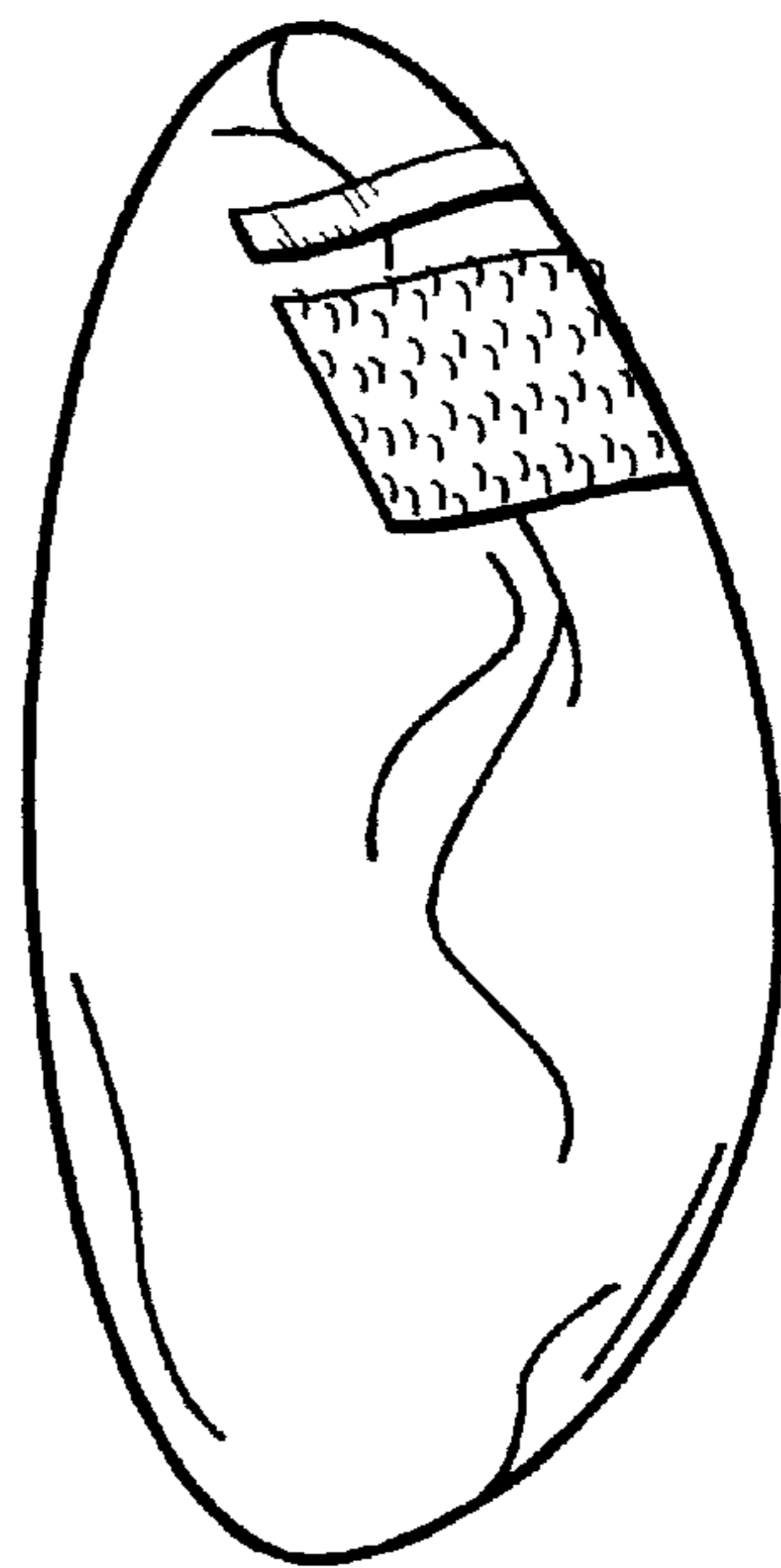


FIG. 4

FIG. 5

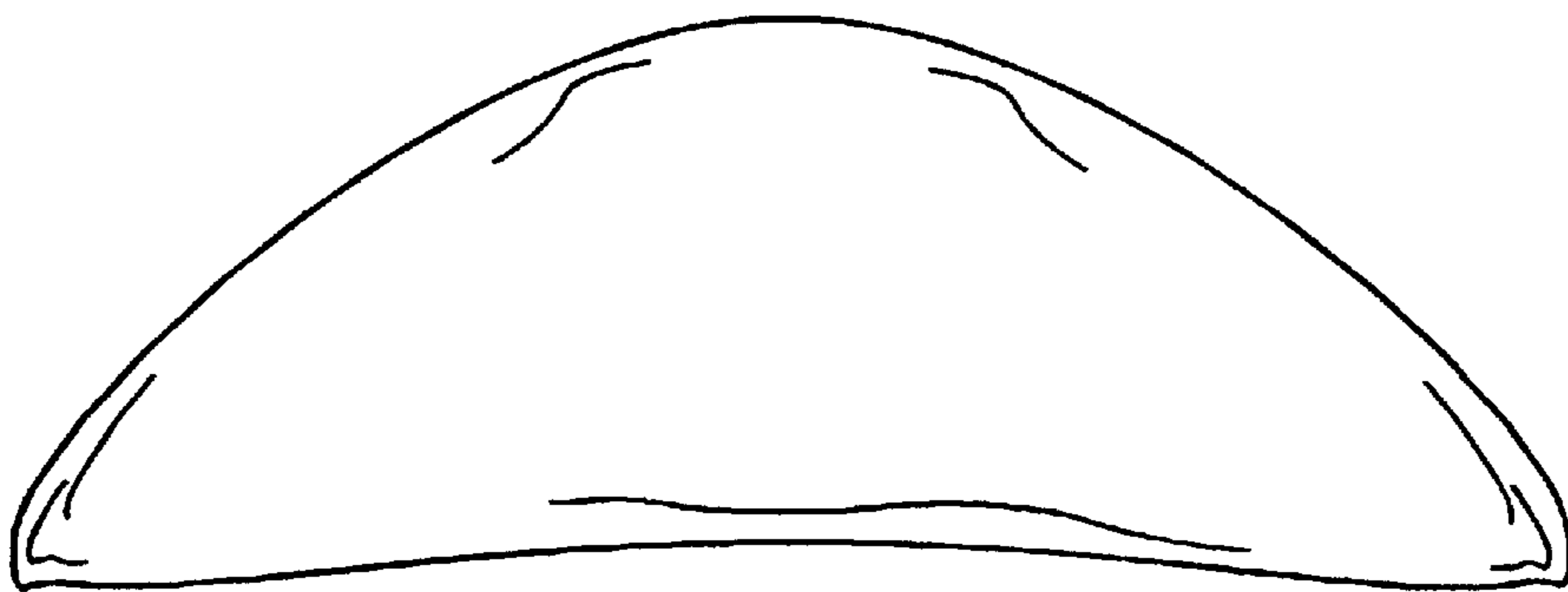
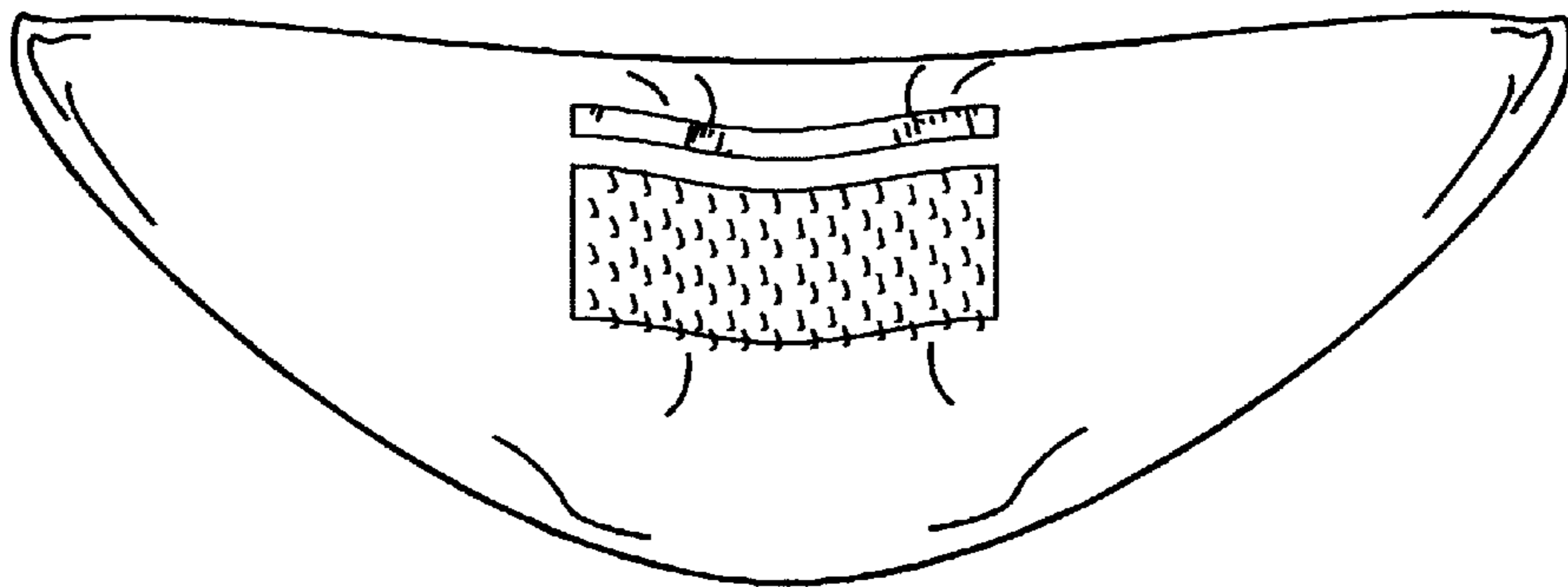


FIG. 6

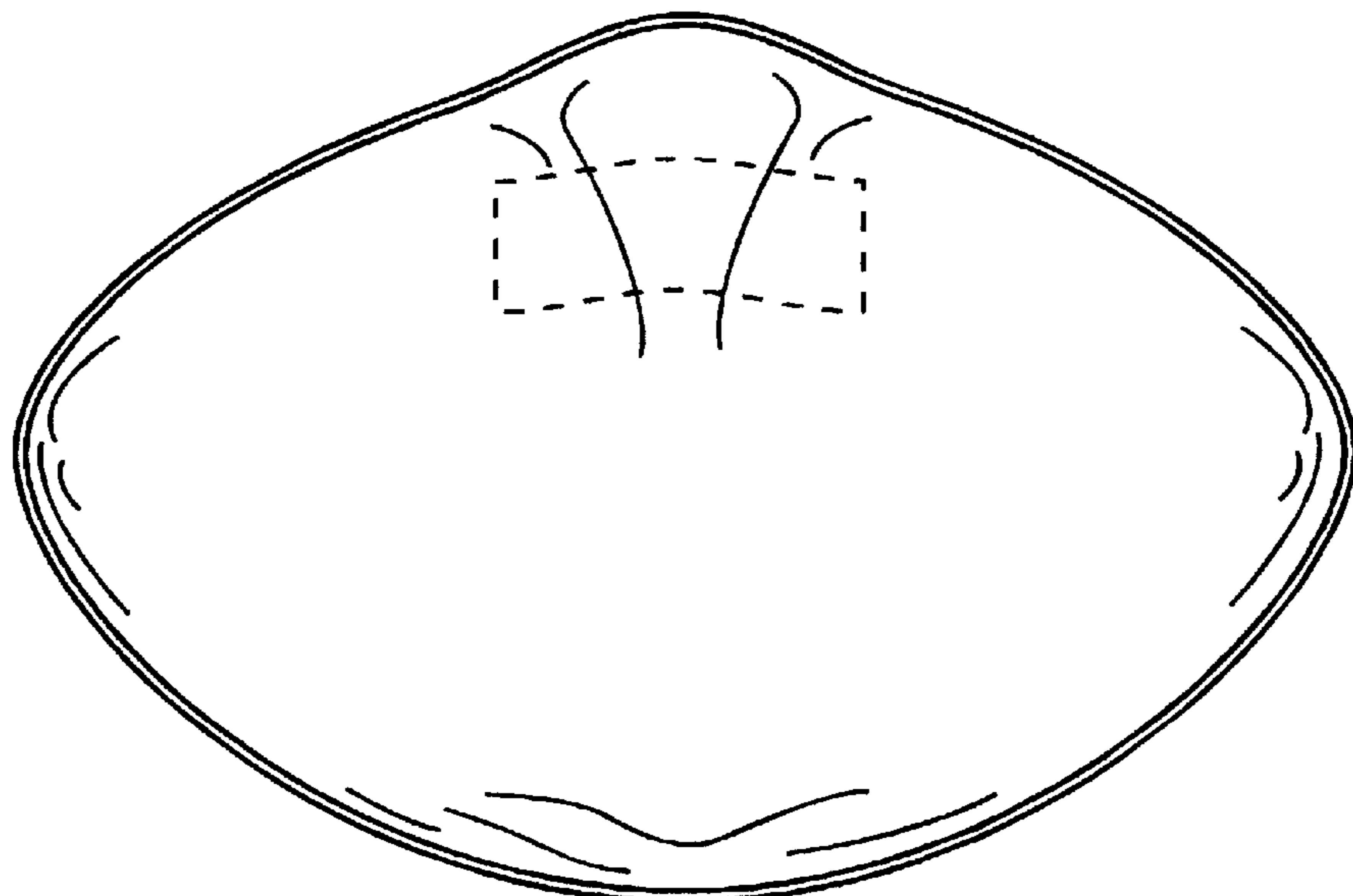


FIG. 7