



US00D430356S

United States Patent [19] Hubbs

[11] Patent Number: Des. 430,356

[45] Date of Patent: ** Aug. 29, 2000

[54] NAIL MANICURE STAND

[76] Inventor: **Ellen L. Hubbs**, P.O. Box 1015,
Pocono Summit, Pa. 18346

[**] Term: **14 Years**

[21] Appl. No.: **29/105,499**

[22] Filed: **May 26, 1999**

[51] LOC (7) Cl. **28-03**

[52] U.S. Cl. **D28/61**

[58] Field of Search D28/61; D3/294;
132/286, 315, 316; 206/229, 373

[56] **References Cited**

U.S. PATENT DOCUMENTS

D. 149,808	6/1948	Gaitskill	D28/61
D. 159,265	7/1950	Jones	D28/61
D. 170,669	10/1953	Wagner	D28/61
D. 300,268	3/1989	Holterscheidt	D28/61
D. 367,948	3/1996	Hsu	D28/61 X
D. 373,445	9/1996	Wright-Godley	D28/61
D. 401,015	11/1998	Sussman	D28/61
D. 418,252	12/1999	Horvath et al.	D28/61
2,526,596	10/1950	Williamson	132/315 X
5,655,553	8/1997	Giese et al.	132/315 X

Primary Examiner—Dominic Simone
Attorney, Agent, or Firm—Charles A. Wilkinson

[57] **CLAIM**

I claim the ornamental design for a nail manicure stand, as shown and described.

DESCRIPTION

FIG. 1 is a perspective view of a design for a nail manicure stand with the lid open showing the interior of my new design.

FIG. 2 is a top plan view thereof with the lid open.

FIG. 3 is an elevation of the side thereof with the lid open, both sides being identical.

FIG. 4 is a top plan view thereof with the lid closed.

FIG. 5 is a rear elevation thereof with the lid closed.

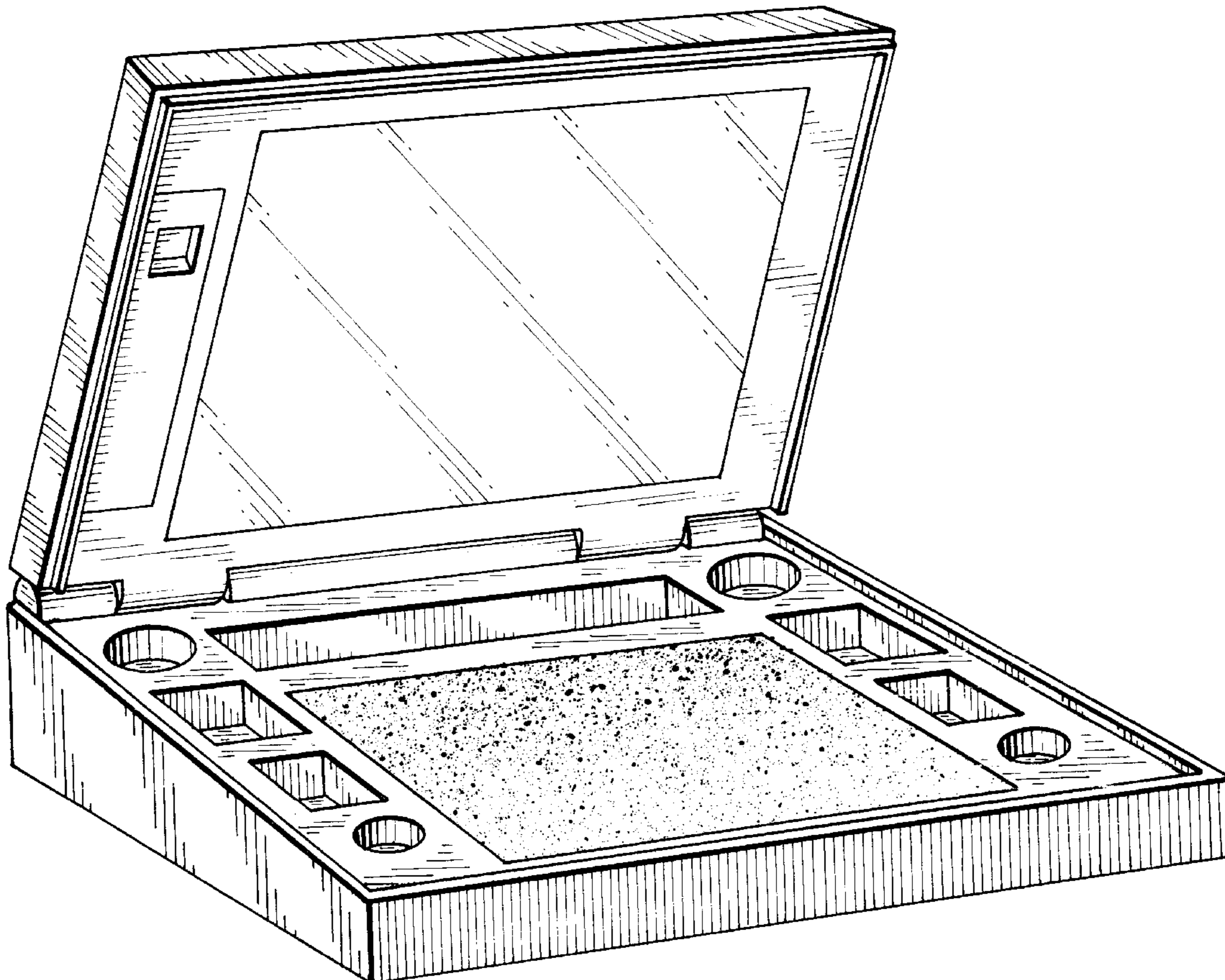
FIG. 6 is a side elevation thereof with the lid closed, both sides being identical; and,

FIG. 7 is a bottom view thereof to a different scale.

A general description of the appearance and underlying structure of my design for a nail manicure stand is as follows:

The nail manicure stand of the invention provides a holder for manicure equipment plus a central hand support surface where manicures may be performed. The top contains a light behind a frosted glass surface to illuminate the hand support surface with the door of a battery compartment positioned beside the lighted surface while a series of equipment wells of various shapes surround the central hand support surface on three sides.

1 Claim, 4 Drawing Sheets



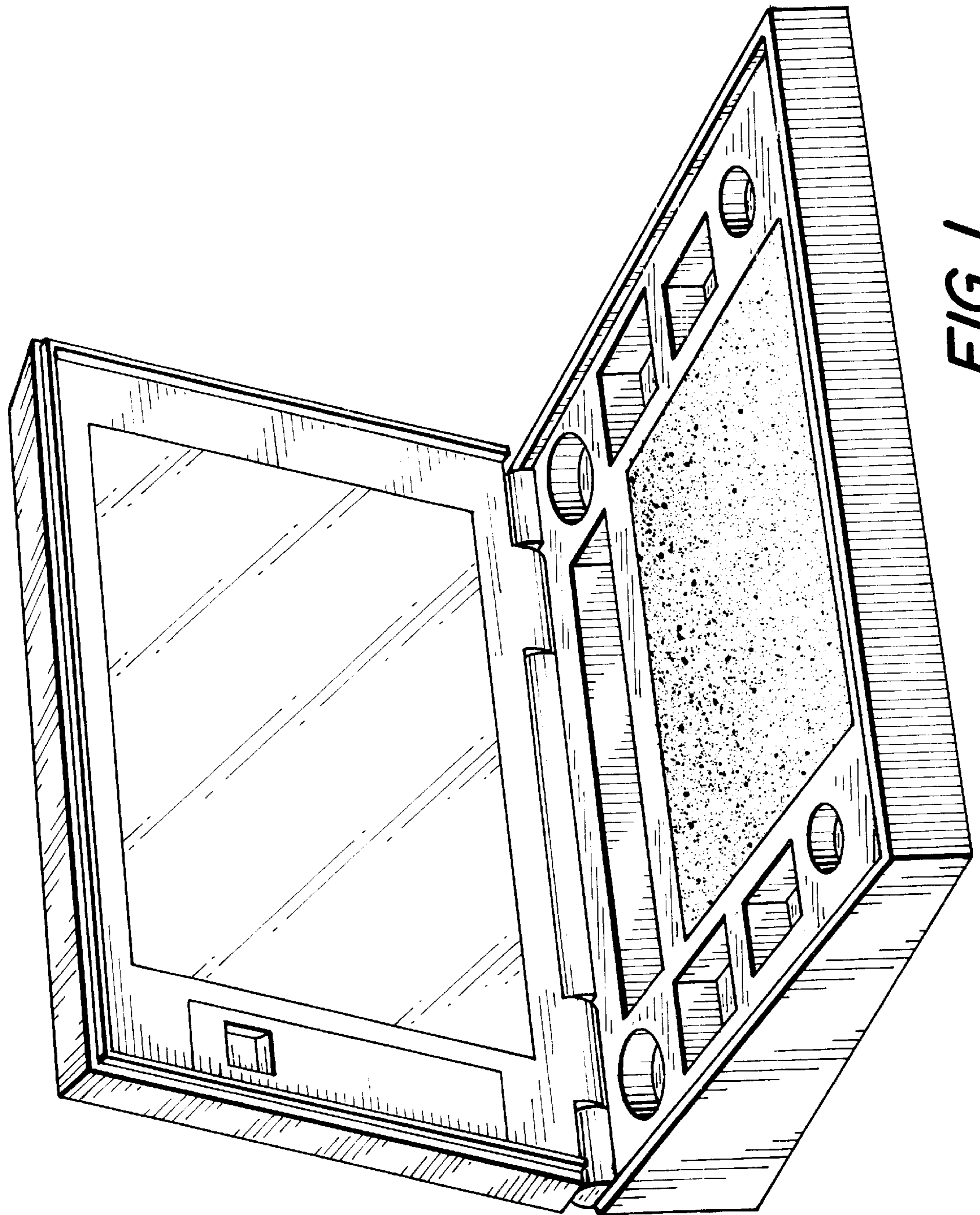


FIG. 1

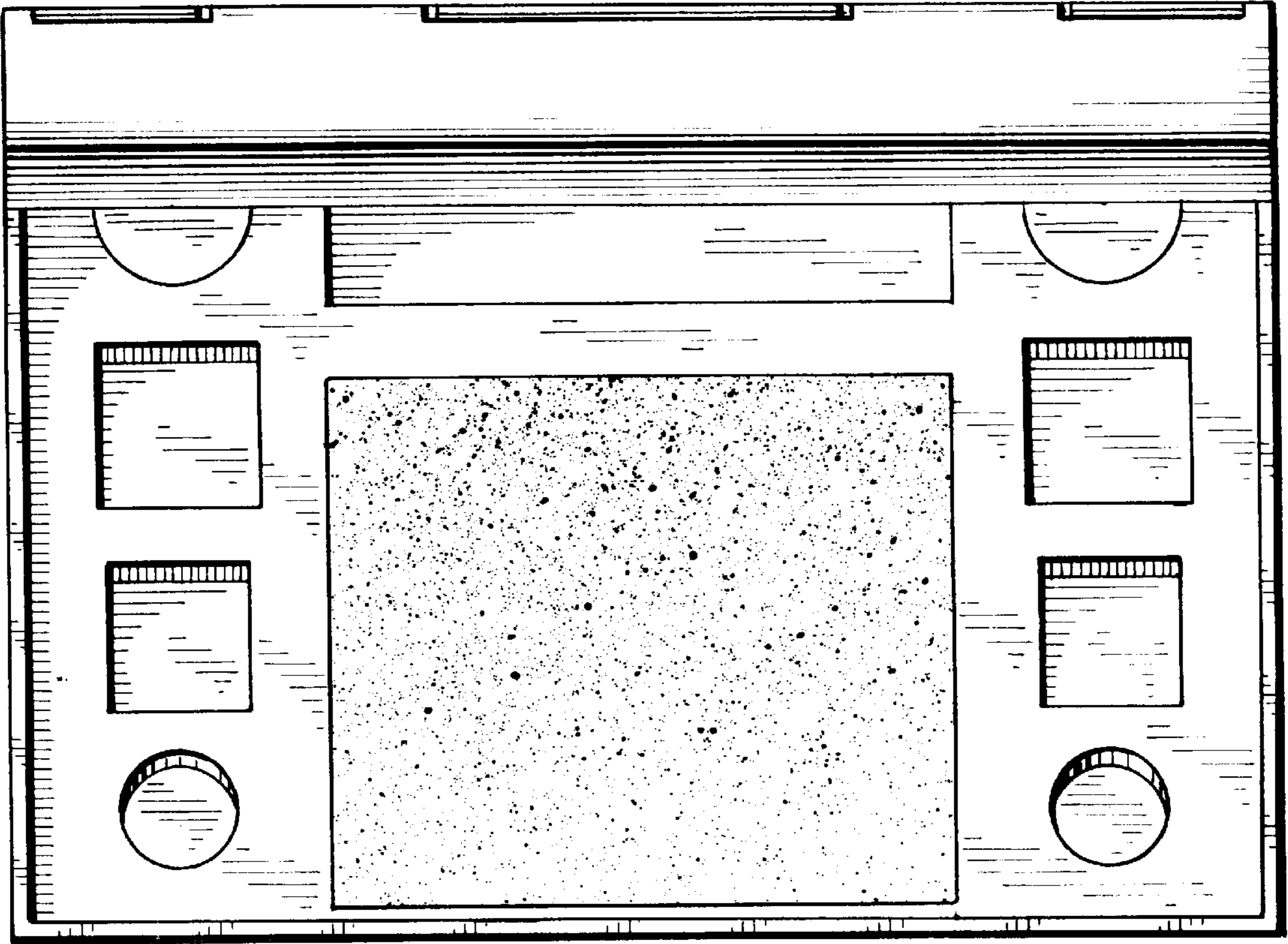


FIG. 2




FIG. 7

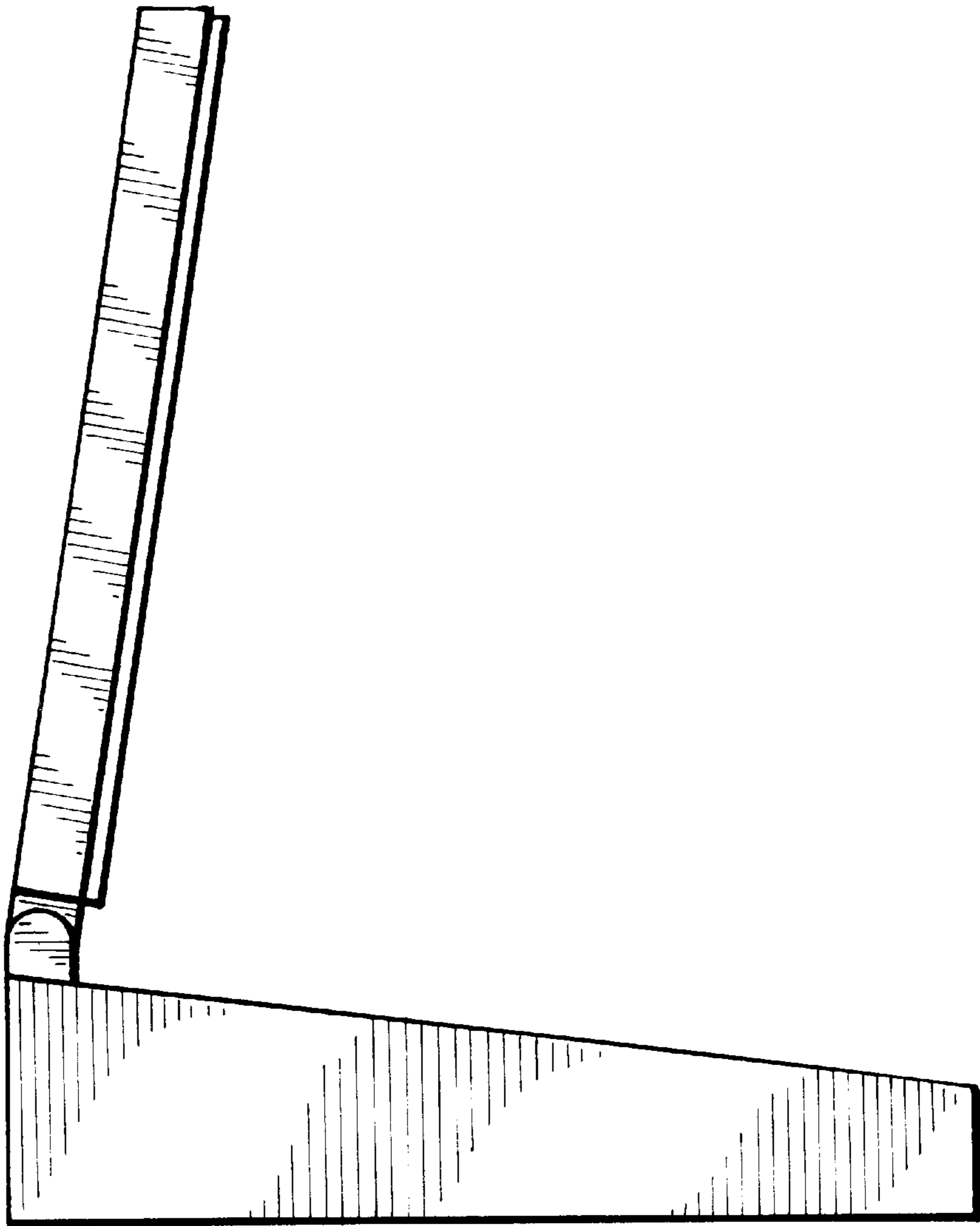


FIG. 3

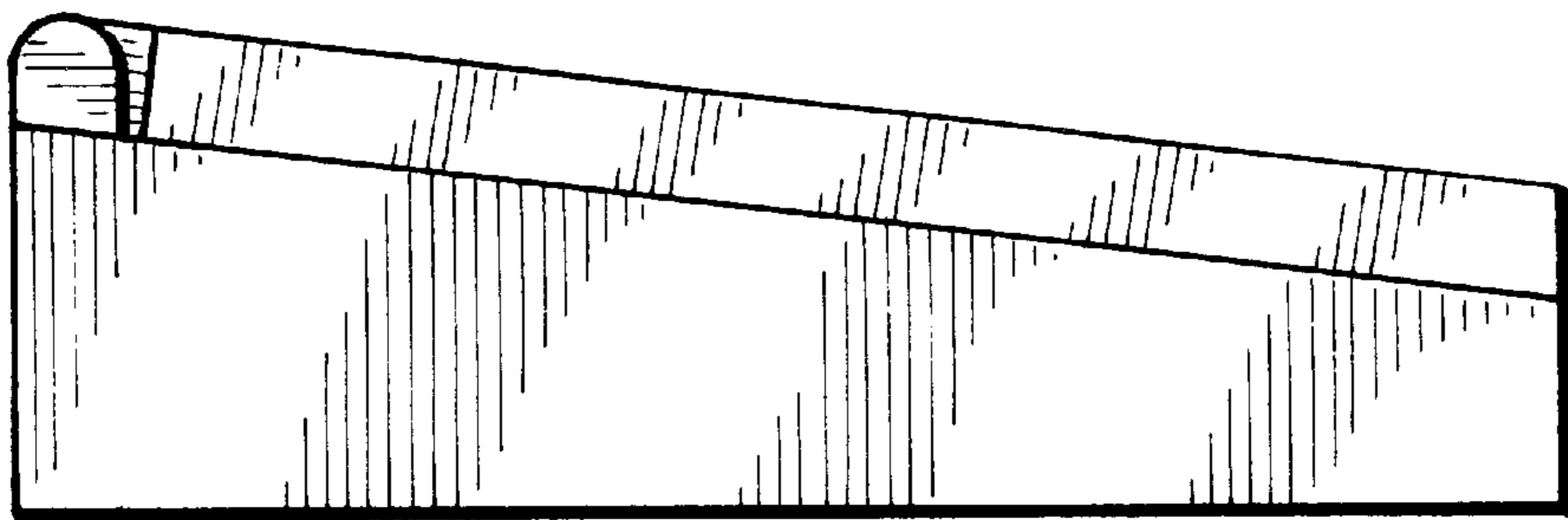


FIG. 6




FIG. 4




FIG. 5