



US00D430355S

United States Patent [19] Hudson

[11] Patent Number: Des. 430,355

[45] Date of Patent: ** Aug. 29, 2000

[54] NAIL FILE

[76] Inventor: **Larry E. Hudson**, 1778 Pine Croft La., Wyoming, Mich. 49509

[**] Term: **14 Years**

[21] Appl. No.: **29/115,116**

[22] Filed: **Dec. 8, 1999**

[51] LOC (7) Cl. **28-03**

[52] U.S. Cl. **D28/59**

[58] Field of Search D28/56, 57, 59;
132/73, 73.5, 75, 75.3, 75.6, 76.2, 76.4,
76.5, 321; 206/823

1,492,470	4/1924	Kirby .	
2,192,733	3/1940	Bader, Jr.	132/73
2,376,946	5/1945	Stinson .	
2,408,888	10/1946	Shoop .	
2,523,028	9/1950	Kend .	
5,666,981	9/1997	Stephens	132/76.4

Primary Examiner—Paula A. Mortimer
Attorney, Agent, or Firm—Price, Heneveld, Cooper, DeWitt & Litton

[57] CLAIM

The ornamental design for the nail file, as shown and described.

DESCRIPTION


FIG. 1 is a perspective view showing the top, one end, and one side of the nail file;
FIG. 2 is a top plan view thereof;
FIG. 3 is a side elevational view showing one side thereof;
FIG. 4 is an end view showing one end thereof;
FIG. 5 is a side elevational view showing the other side thereof;
FIG. 6 is an end view showing the other end thereof;
FIG. 7 is a bottom plan view thereof; and,
FIG. 8 is perspective view showing the bottom, one end, and the other side thereof.

[56] References Cited

U.S. PATENT DOCUMENTS

D. 129,131	8/1941	Reynolds .	
D. 154,227	6/1949	Alvizua .	
D. 174,661	5/1955	Simmons .	
D. 206,875	2/1967	Mosch .	
D. 210,504	3/1968	Adams	D28/59
D. 310,581	9/1990	Sadler	D28/57
D. 373,854	9/1996	Hudson .	
D. 394,128	5/1998	Atkinson	D28/57
D. 418,251	12/1999	Steege	D28/59
1,312,653	8/1919	Watrous .	

1 Claim, 2 Drawing Sheets



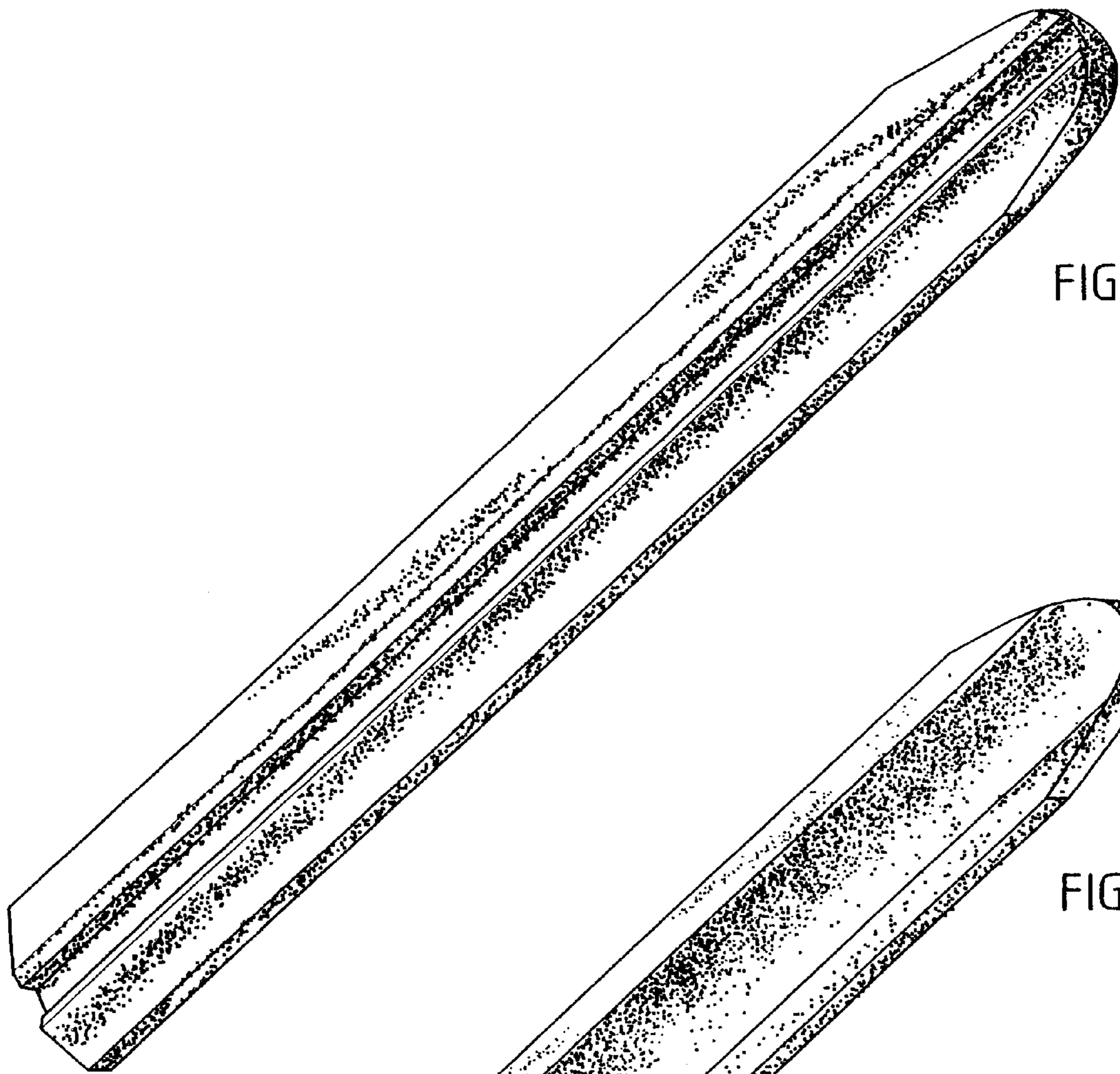


FIG. 1

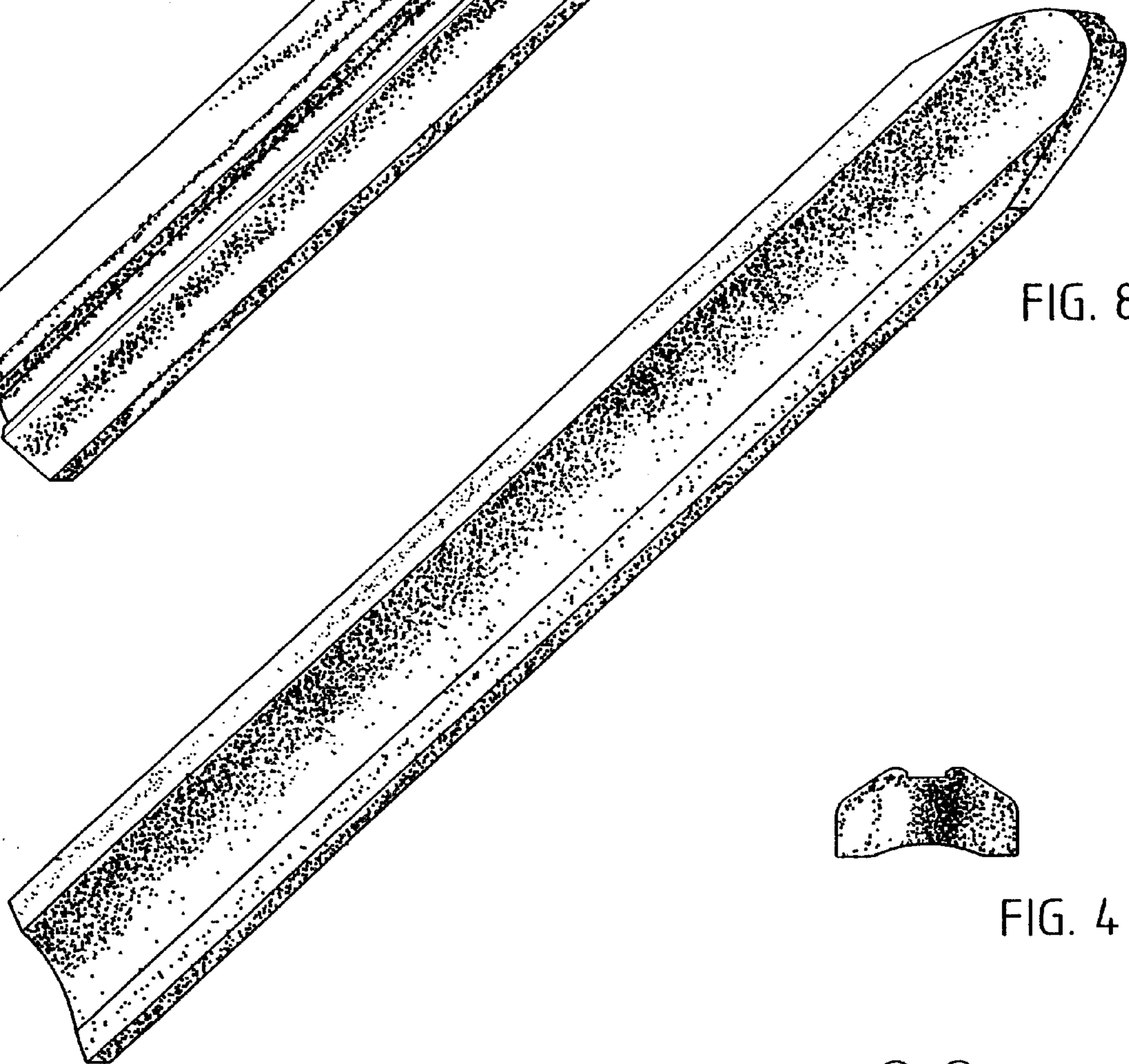


FIG. 8



FIG. 4



FIG. 6




FIG. 2




FIG. 3

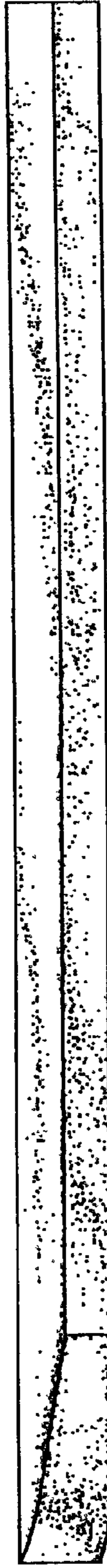


FIG. 5




FIG. 7