



US00D430354S

United States Patent [19]

[11] Patent Number: Des. 430,354

La Joie et al.

[45] Date of Patent: ** Aug. 29, 2000

[54] NAIL FILE/BUFFER

[75] Inventors: Aldran H. La Joie, Mission Viejo; Houshang Rastegar, Agoura, both of Calif.

[73] Assignee: Cosmar Corporation, Greenwich, Conn.

[**] Term: 14 Years

[21] Appl. No.: 07/903,546

[22] Filed: Jun. 23, 1992

[51] LOC (7) Cl. 28-03

[52] U.S. Cl. D28/59

[58] Field of Search D28/57, 59; 132/73, 132/75.6, 76.4, 76.5

[56] References Cited

U.S. PATENT DOCUMENTS

2,699,791	1/1955	Hansen	132/76.4
3,129,540	4/1964	Valles	.
3,866,618	2/1975	Tsukamoto	132/76.4
4,343,910	8/1982	Busch, Jr. et al.	132/73 X
4,459,987	7/1984	Pangburn	132/76.4 X
4,712,552	12/1987	Pangburn	132/76.4 X

OTHER PUBLICATIONS

“Modern Salon” May 1987; p. 2—Oblong Dura Cloth Files at Top and Center.

“Hong Kong Enterprise” Oct. 1989, p. 517; bottom of page; Item No. BF 700-S and 1213 700-S.

Primary Examiner—Ted Shooman

Assistant Examiner—C Tuttle

Attorney, Agent, or Firm—Lyon & Lyon LLP

[57] CLAIM

The ornamental design for a nail file/buffer, as shown and described.

DESCRIPTION

FIG. 1 is a top plan view of a nail file/buffer showing our new design, the bottom being identical;

FIG. 2 is a front elevational view thereof, the rear being identical;

FIG. 3 is a side elevational view thereof, the opposite side being identical;

FIG. 4 is a front elevational view of a second embodiment, wherein the modification resides in the number and arrangement of the color contrasting layers shown, the opposite side being identical;

FIG. 5 is a side elevational view of the nail file/buffer of FIG. 4, the opposite side being identical;

FIG. 6 is a front elevational view of a third embodiment, wherein the modification resides in the number and arrangement of the color contrasting layers shown, the opposite side being identical;

FIG. 7 is a side elevational view of the nail file/buffer of FIG. 6, the opposite side being identical;

FIG. 8 is a front elevational view of a fourth embodiment, wherein the modification resides in the number and arrangement of the color contrasting layers shown, the opposite side being identical;

FIG. 9 is a side elevational view of the nail file/buffer of FIG. 8, the opposite side being identical;

FIG. 10 is a front elevational view of a fifth embodiment, wherein the modification resides in the number and arrangement of the color contrasting layers shown, the opposite side being identical;



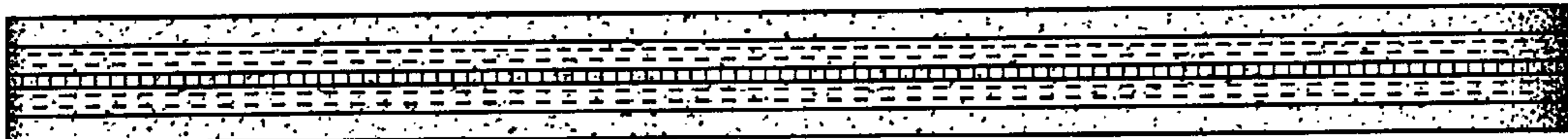
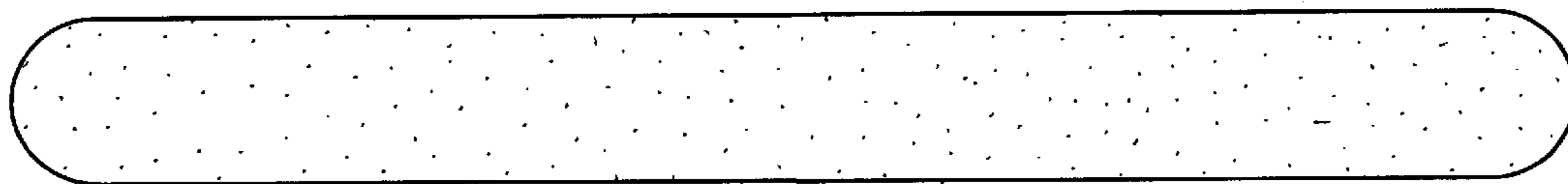
FIG. 11 is a side elevational view of the nail file/buffer of FIG. 10, the opposite side being identical;

FIG. 12 is a front elevational view of a sixth embodiment, wherein the modification resides in the number and arrangement of the color contrasting layers shown, the opposite side being identical; and,

FIG. 13 is a side elevational view of the nail file/buffer of FIG. 12, the opposite side being identical.

The front and side views shown are lined for color contrast.

1 Claim, 3 Drawing Sheets



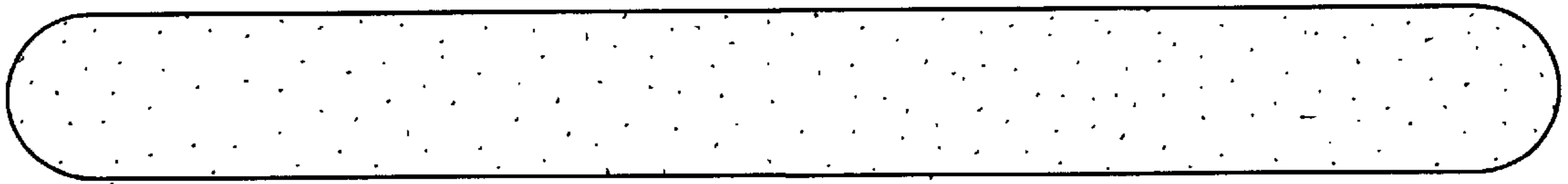


Fig. 1

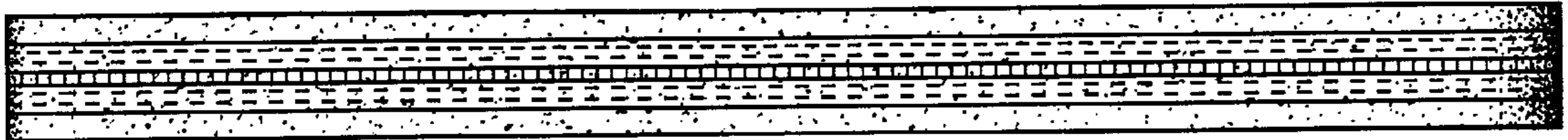


Fig. 2




Fig. 3




Fig. 4




Fig. 5

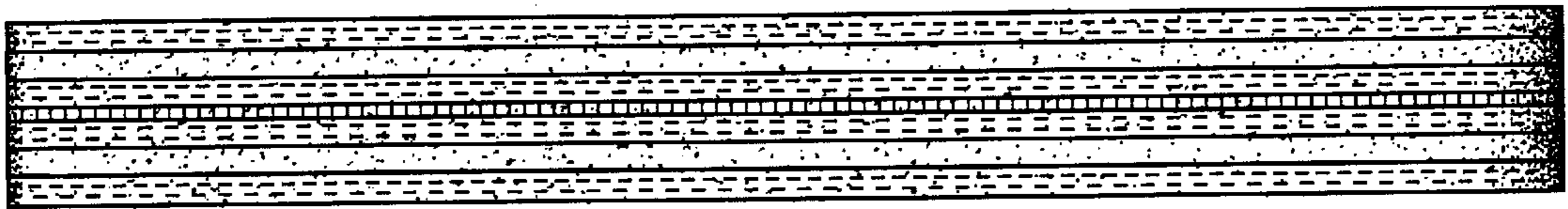


Fig. 6



Fig. 7




Fig. 8




Fig. 9




Fig. 10




Fig. 11

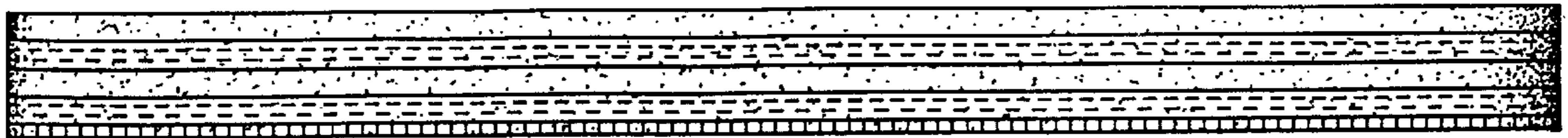


Fig. 12



Fig. 13