



US00D430348S

United States Patent [19]
Moreno

[11] **Patent Number: Des. 430,348**
[45] **Date of Patent: ** Aug. 29, 2000**

[54] **HAIR STYLING BRUSH ATTACHMENT FOR HOT AIR BLOW DRYERS**

[76] Inventor: **Olga L. Moreno**, Moreno's Barber & Beauty Supply, P.O. Box 1311, Brownsville, Tex. 78522-1311

[**] Term: **14 Years**

[21] Appl. No.: **29/116,139**

[22] Filed: **Dec. 29, 1999**

Related U.S. Application Data

[60] Continuation-in-part of application No. 29/099,532, Jan. 22, 1999, Pat. No. Des. 421,508, which is a division of application No. 29/075,770, Aug. 22, 1997, Pat. No. Des. 409,796.

[51] **LOC (7) Cl.** **28-03**

[52] **U.S. Cl.** **D28/18; D4/128**

[58] **Field of Search** D28/12, 13, 15, D28/18, 35; D4/100, 102, 116, 128, 133; 34/96-98; 132/116, 120, 212, 223, 226-229, 262, 268, 269, 271, 272; 392/380, 383, 384; 219/222, 225

[56] **References Cited**

U.S. PATENT DOCUMENTS

- D. 251,809 5/1979 Harigai D28/13
- D. 270,954 10/1983 Mizobata et al. D28/35
- 1,208,713 12/1916 Roland .
- 3,173,428 3/1965 Postel .
- 3,854,489 12/1974 Doyle et al. .
- 4,013,083 3/1977 Helbling .

- 4,023,578 5/1977 Buhler .
- 4,197,608 4/1980 Holley et al. 15/27
- 4,625,738 12/1986 Skovdal et al. .
- 5,365,880 11/1994 South 132/116 X

FOREIGN PATENT DOCUMENTS

- 646672 7/1928 France .
- 2502821 7/1976 Germany .

OTHER PUBLICATIONS

BELSON® Professional Brochure, 1997, Item Nos. A-H, J & K.
J&D Beauty Products Catalog, p. 45, Jul. 1-Sep. 30, 1997.
SALON EDITION® Brochure, 1997, Item Nos. 8073, 1414, 8060,8090 & 1423.
JETAIRE™ Stock No. AD118 User Instructions (undated).

Primary Examiner—Terry A. Wallace
Attorney, Agent, or Firm—Madan, Mossman & Sriram, P.C.

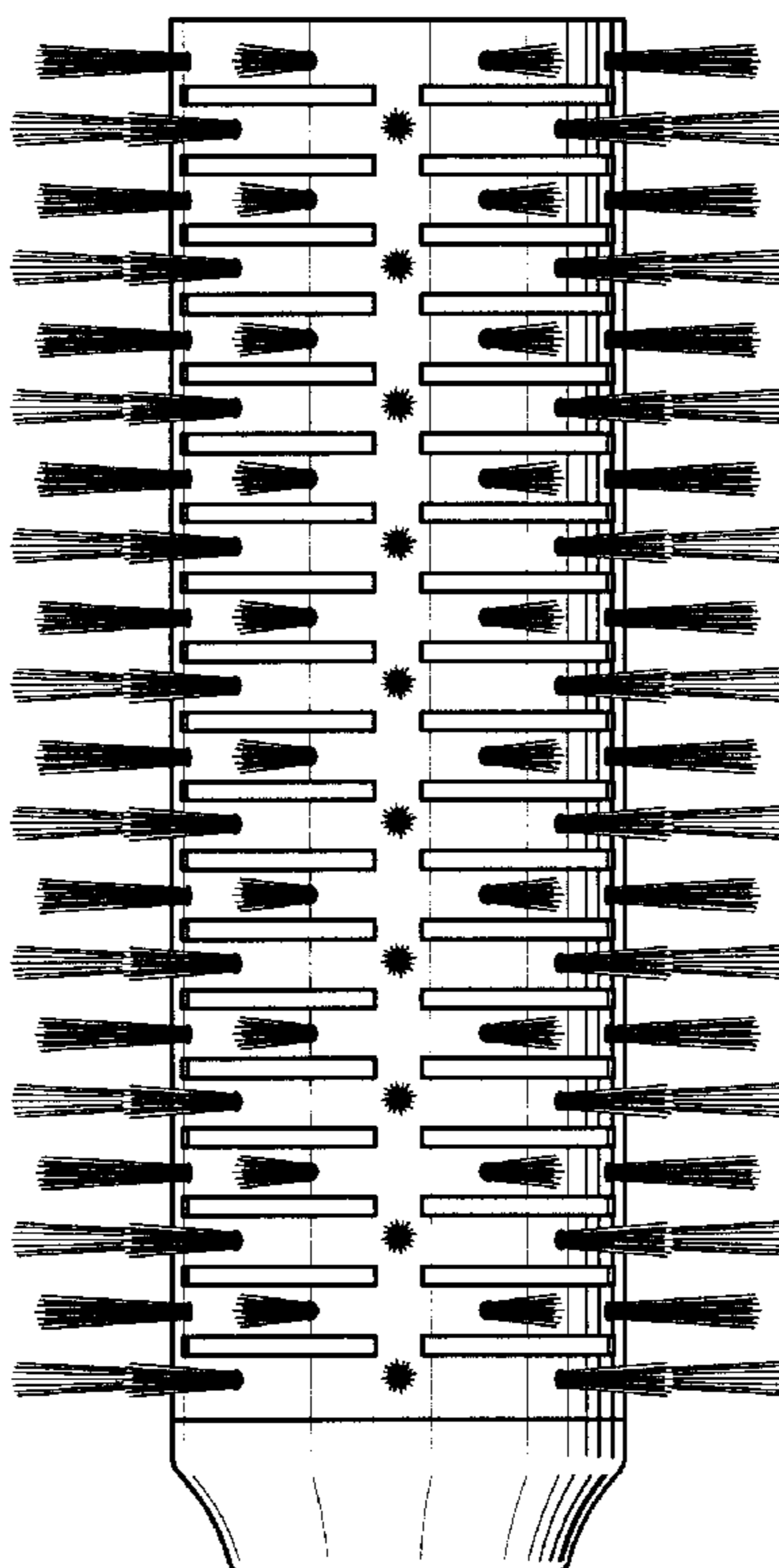
[57] **CLAIM**

The ornamental design for hair styling brush attachment for hot air blow dryers, as shown and described.

DESCRIPTION

FIG. 1 is a top view of a hair styling brush attachment for hot air blow dryers showing my new design;
FIG. 2 is front elevational view thereof, the side opposite being a mirror image of the side shown;
FIG. 3 a right side elevational view thereof, the side opposite being a mirror image of the side shown; and,
FIG. 4 is a bottom plan view thereof.

1 Claim, 1 Drawing Sheet






Fig.1

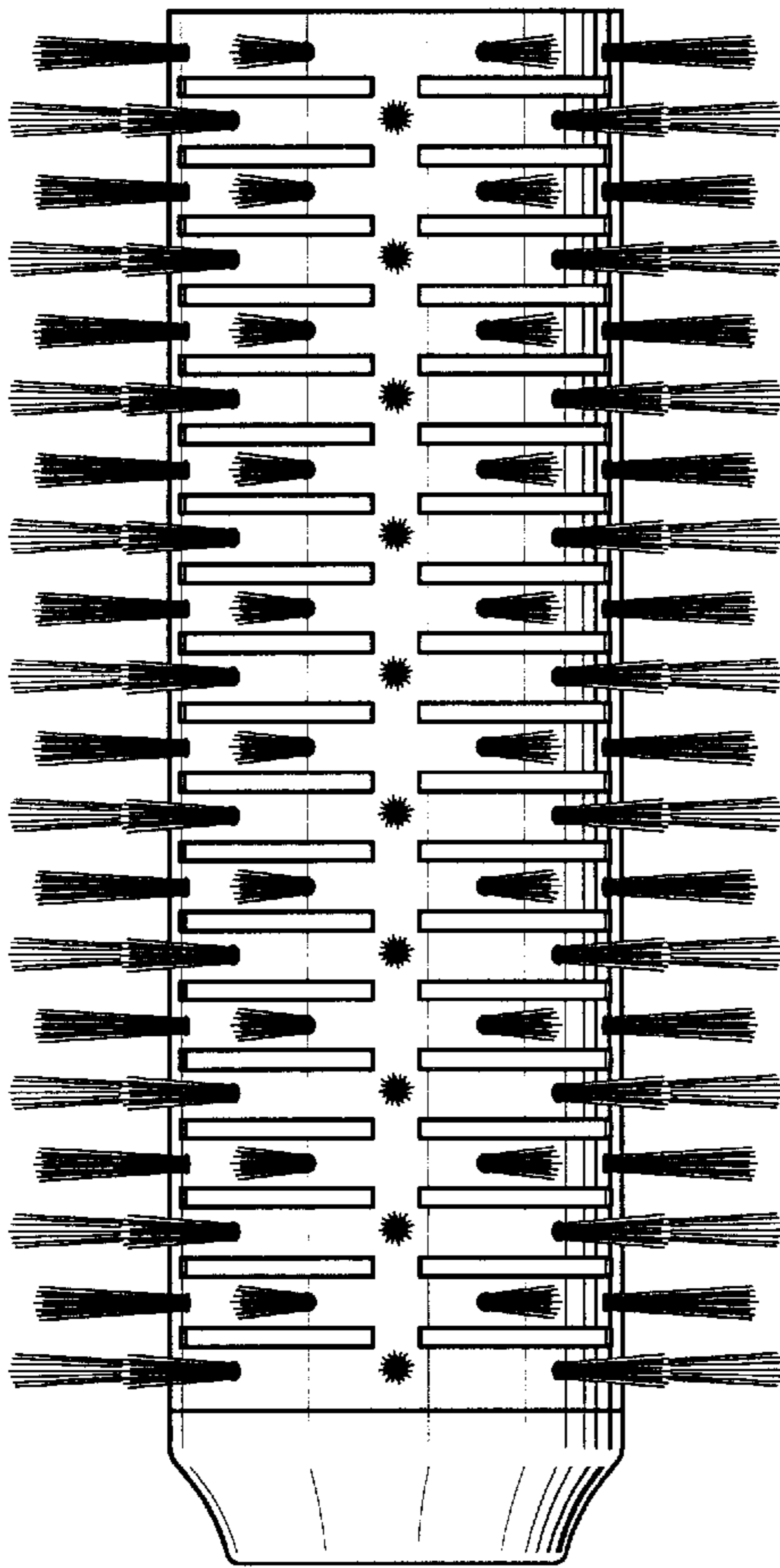


Fig.2

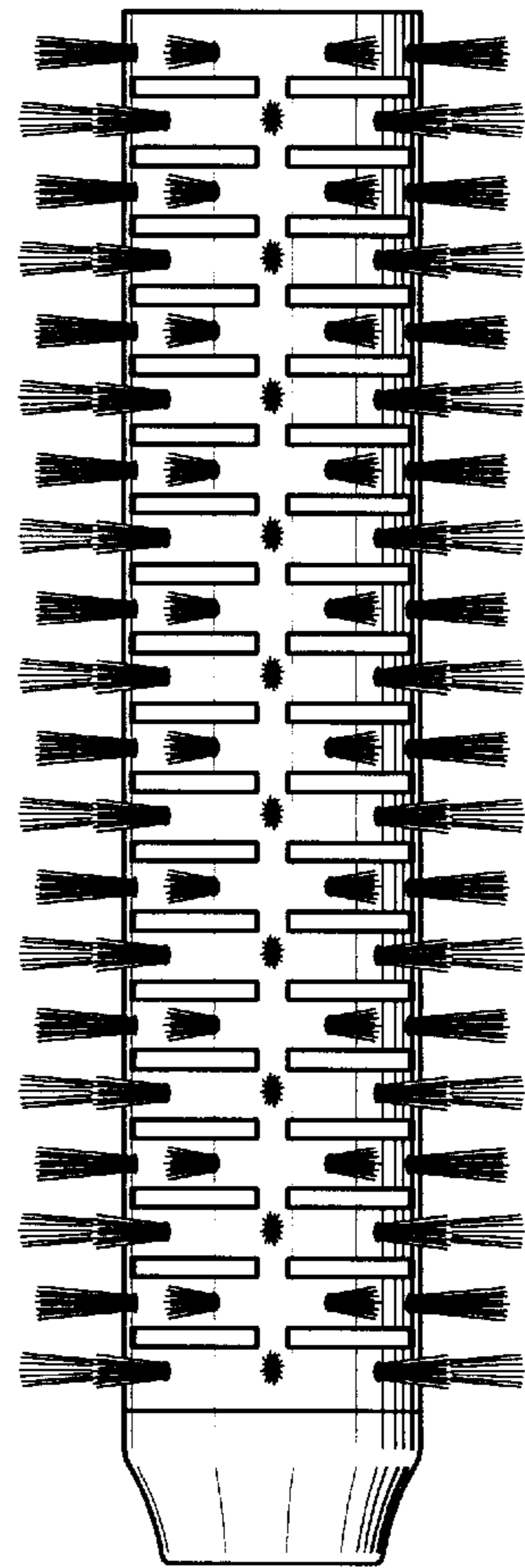


Fig.4




Fig.3