



US00D430341S

United States Patent [19]
De'Armond

[11] **Patent Number: Des. 430,341**

[45] **Date of Patent: ** Aug. 29, 2000**

[54] **GLASS LIGHT SHADE**

[75] Inventor: **Robert De'Armond**, Temecula, Calif.

[73] Assignee: **Minka Lighting, Inc.**, Corona, Calif.

[**] Term: **14 Years**

[21] Appl. No.: **29/105,400**

[22] Filed: **May 24, 1999**

[51] **LOC (7) Cl.** **26-05**

[52] **U.S. Cl.** **D26/130**

[58] **Field of Search** D26/127, 128-137,
D26/125, 87, 91, 84, 118; 362/326, 333,
335, 336, 337, 338, 339, 348, 350, 351,
340

[56] **References Cited**

U.S. PATENT DOCUMENTS

D. 395,096 6/1998 Keen D26/131
D. 397,491 8/1998 Hsu D26/127

OTHER PUBLICATIONS

Guang Zhou Xt Tao Glass Co. LTD, glass catalog, Aug. 1995, p. 4, glass shade GP0401, surface pattern.
Rejuvenation Lamp and Fixture Co. lighting catalog, Jan. 1993, p. 11, John Day wall bracket shade #102CE.

Primary Examiner—Susan J. Lucas
Attorney, Agent, or Firm—Jenkins & Gilchrist, P.C.

[57] **CLAIM**

The ornamental design for the glass light shade, as shown and described.

DESCRIPTION


FIG. 1 is a front side elevational view of the glass light shade in accordance with my design, the rear side being identical thereto;

FIG. 2 is a right side elevational view of the glass light shade in accordance with my design, the left side being identical thereto;

FIG. 3 is a top plan view of the glass light shade in accordance with my design; and,

FIG. 4 is a bottom plan view of the glass light shade in accordance with my design.

1 Claim, 2 Drawing Sheets






FIG. 1




FIG. 2

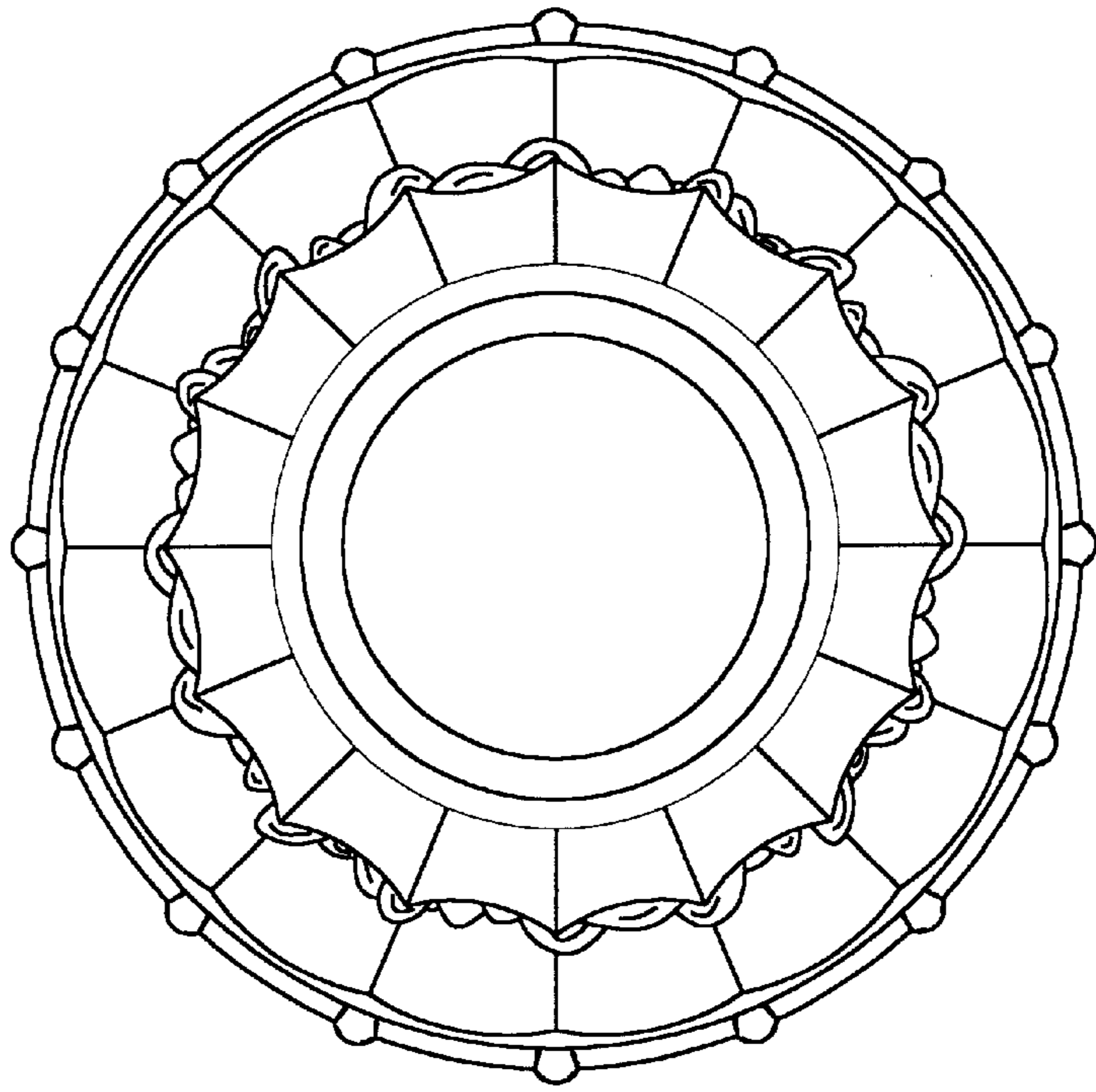


FIG. 3

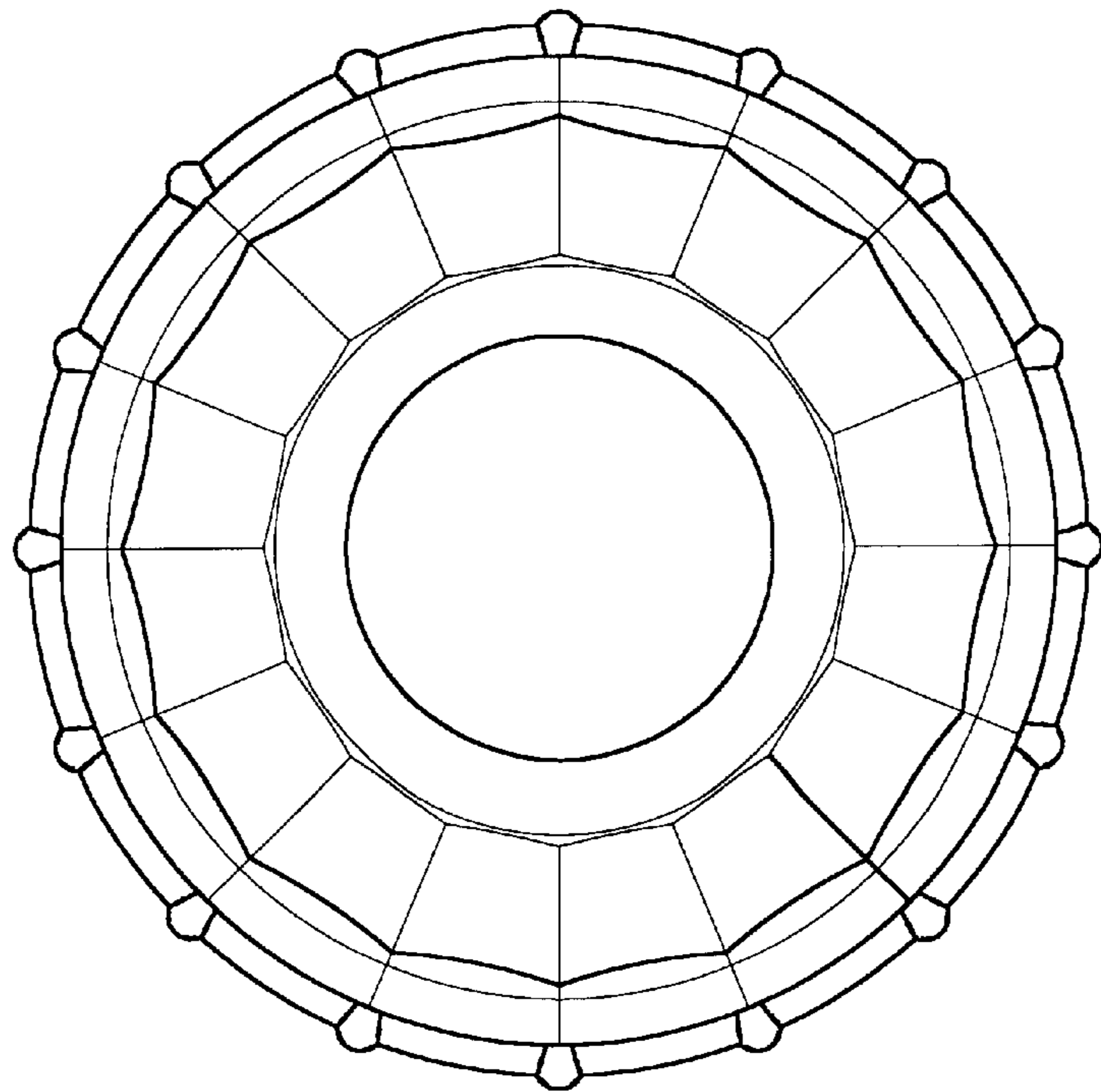


FIG. 4