



US00D430312S

**United States Patent** [19]  
**Beachy**

[11] **Patent Number: Des. 430,312**

[45] **Date of Patent: \*\* Aug. 29, 2000**

[54] **EXTRUDED POSTS**

[75] Inventor: **Andy Ray Beachy**, Nappanee, Ind.

[73] Assignee: **Hoosier Fence Company**, Nappanee, Ind.

[\*\*] Term: **14 Years**

[21] Appl. No.: **29/115,032**

[22] Filed: **Dec. 6, 1999**

882,398	3/1908	Lupo .....	52/301
3,131,792	5/1964	Groneman et al. ....	52/732.1
5,605,023	2/1997	Biernazki .....	52/301
5,692,351	12/1997	Morrison, III et al. ....	52/300

*Primary Examiner*—Doris Clark  
*Attorney, Agent, or Firm*—Baker & Daniels

[57] **CLAIM**

I claim the ornamental design for an extruded post, as shown and described.

**Related U.S. Application Data**

[62] Division of application No. 29/102,008, Mar. 16, 1999.

[51] **LOC (7) Cl.** ..... **25-01**

[52] **U.S. Cl.** ..... **D25/126**

[58] **Field of Search** ..... 52/732.1, 300,  
52/301; D25/126

**DESCRIPTION**

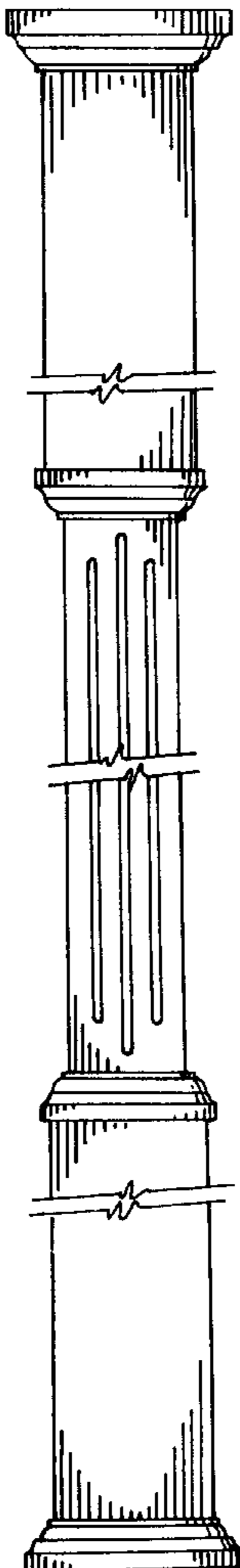
FIG. 1 is a front elevational view;  
FIG. 2 is an exploded view thereof;  
FIG. 3 is an enlarged fragmentary side elevational view of a second embodiment illustrating the groove only that is adaptable to the post of the first embodiment; and,  
FIG. 4 is an enlarged fragmentary side elevational view of a third embodiment illustrating the groove only that is adaptable to the post first embodiment.

[56] **References Cited**

**U.S. PATENT DOCUMENTS**

D. 352,118 11/1994 Kipfmuller ..... D25/126

**1 Claim, 3 Drawing Sheets**



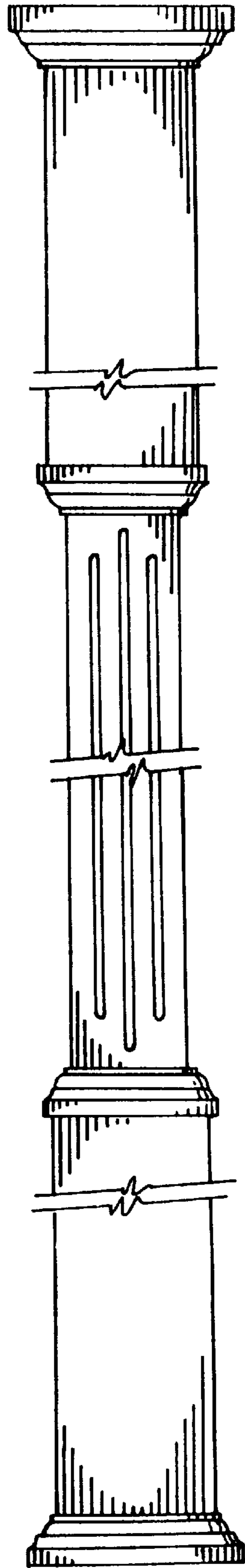
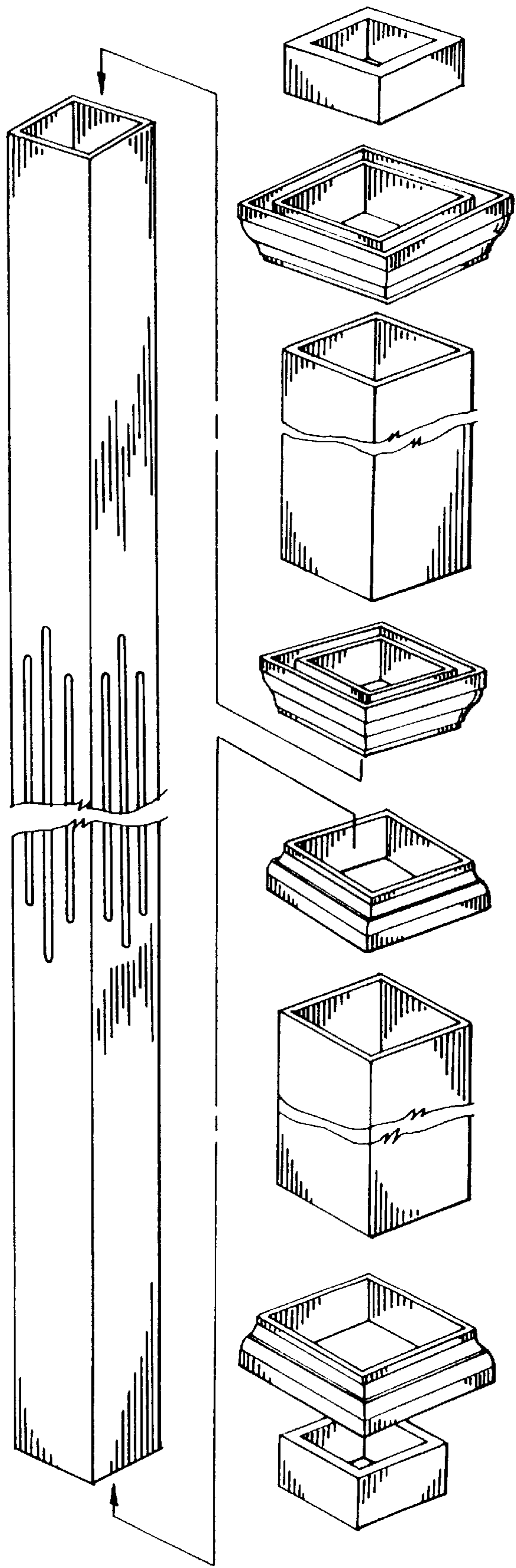


FIG. 1

FIG. 2






FIG. 3



FIG. 4