



US00D430306S

**United States Patent** [19]  
**Goldwitz**

[11] **Patent Number: Des. 430,306**

[45] **Date of Patent: \*\* Aug. 29, 2000**

[54] **SHELTER FRAME ASSEMBLY**

4,817,655 4/1989 Brooks ..... 135/121  
5,595,203 1/1997 Espinosa ..... 135/123

[76] Inventor: **Brian L. Goldwitz**, 342 Country La.,  
Orange, Conn. 06477

*Primary Examiner*—Doris Clark  
*Attorney, Agent, or Firm*—Melvin I. Stoltz

[\*\*] Term: **14 Years**

[57] **CLAIM**

[21] Appl. No.: **29/108,282**

The ornamental design for the shelter frame assembly, as shown and described.

[22] Filed: **Jul. 23, 1999**

**Related U.S. Application Data**

**DESCRIPTION**

[62] Division of application No. 29/094,572, Oct. 5, 1998, Pat. No. Des. 415,571.

FIG. 1 is a perspective view of the shelter frame assembly; FIG. 2 is front elevational view of the shelter frame assembly thereof, the rear elevational view being identical in appearance;

[51] **LOC (7) Cl.** ..... **25-02**

[52] **U.S. Cl.** ..... **D25/61**

FIG. 3 is a side elevational view of the shelter frame assembly thereof, the opposite side being identical in appearance; and,

[58] **Field of Search** ..... 135/121, 123,  
135/124; D25/61

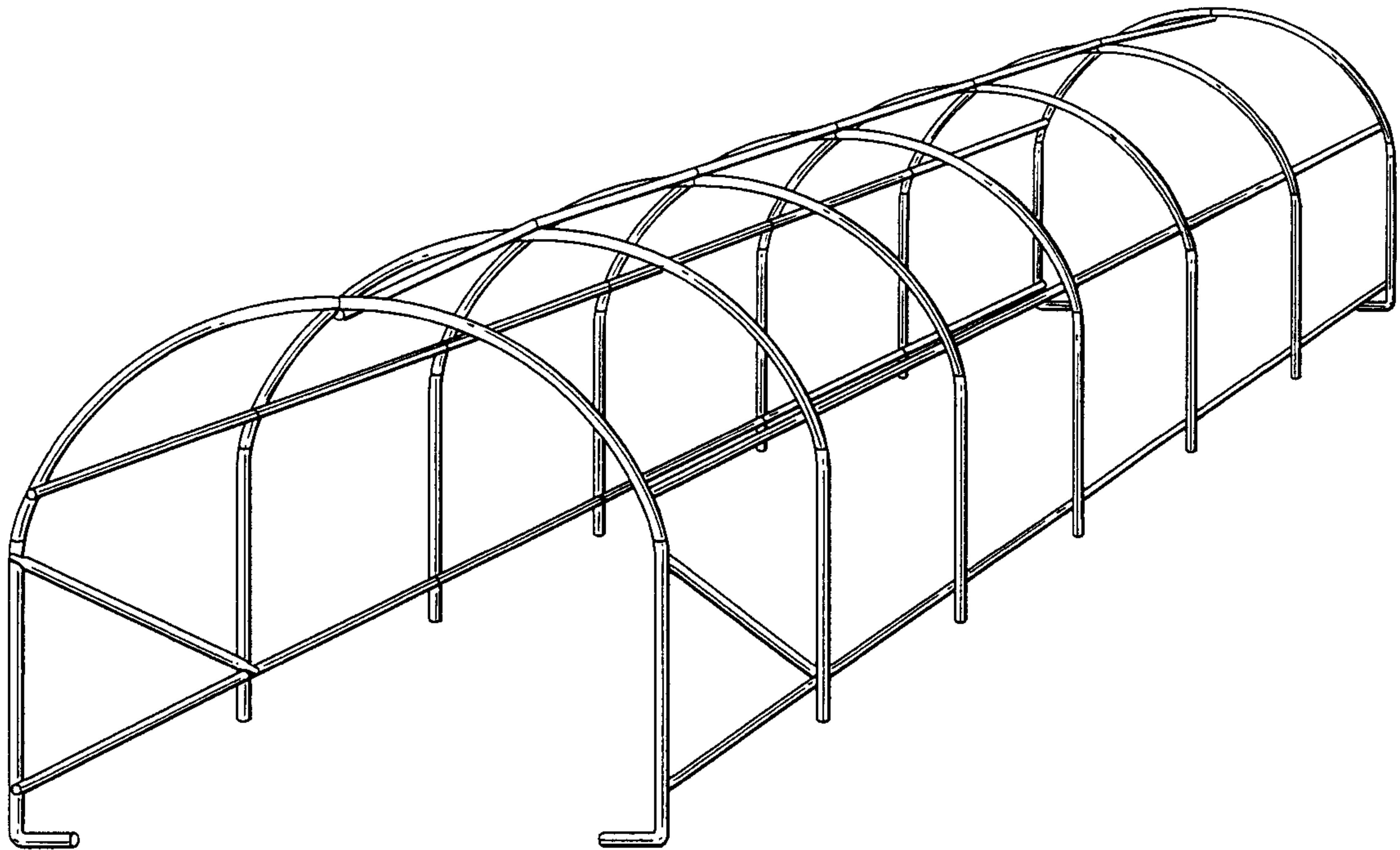
FIG. 4 is a top plan view of the shelter frame assembly thereof.

[56] **References Cited**

**U.S. PATENT DOCUMENTS**

**1 Claim, 4 Drawing Sheets**

3,534,515 10/1970 Beed ..... D25/61



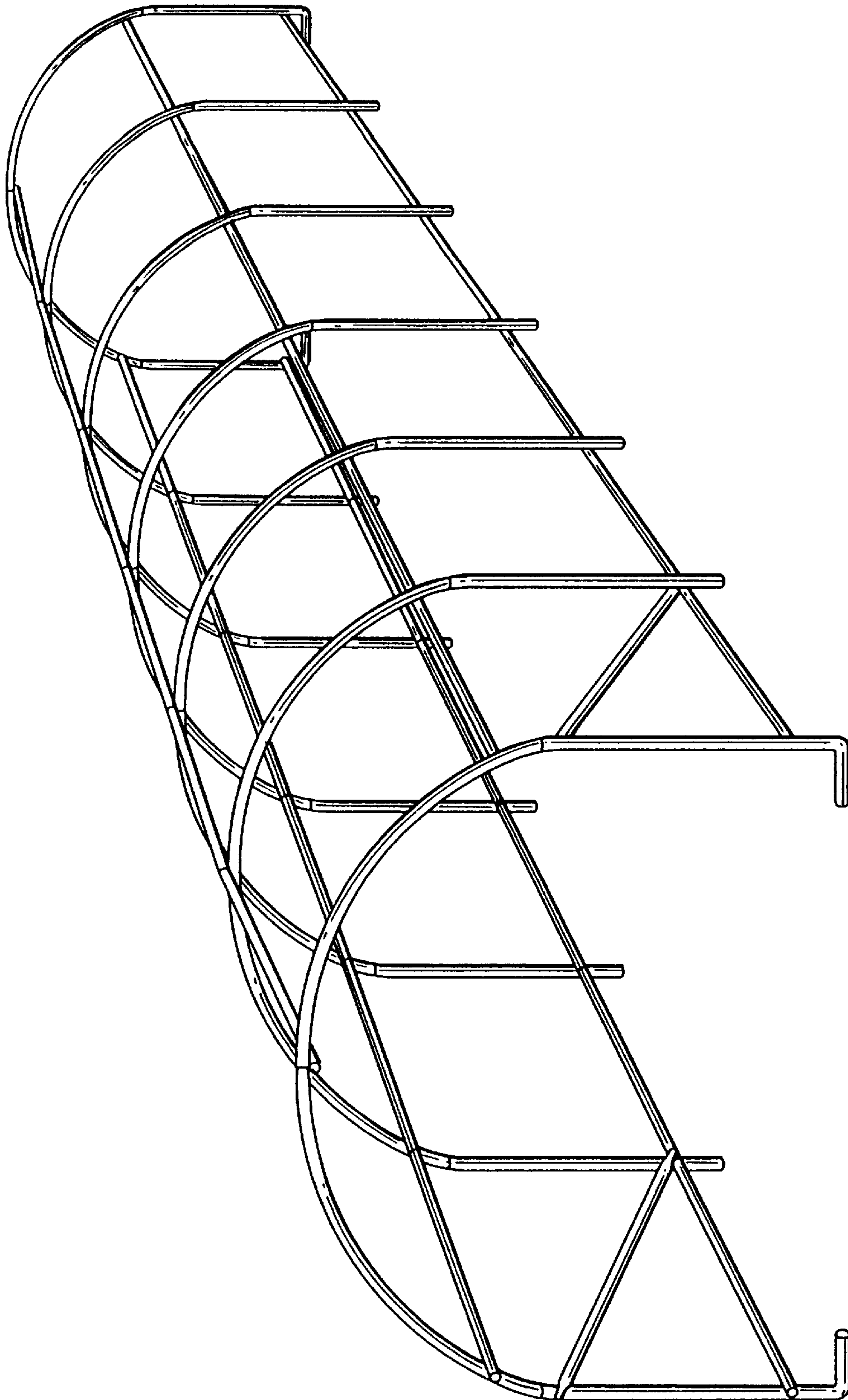


FIG. 1

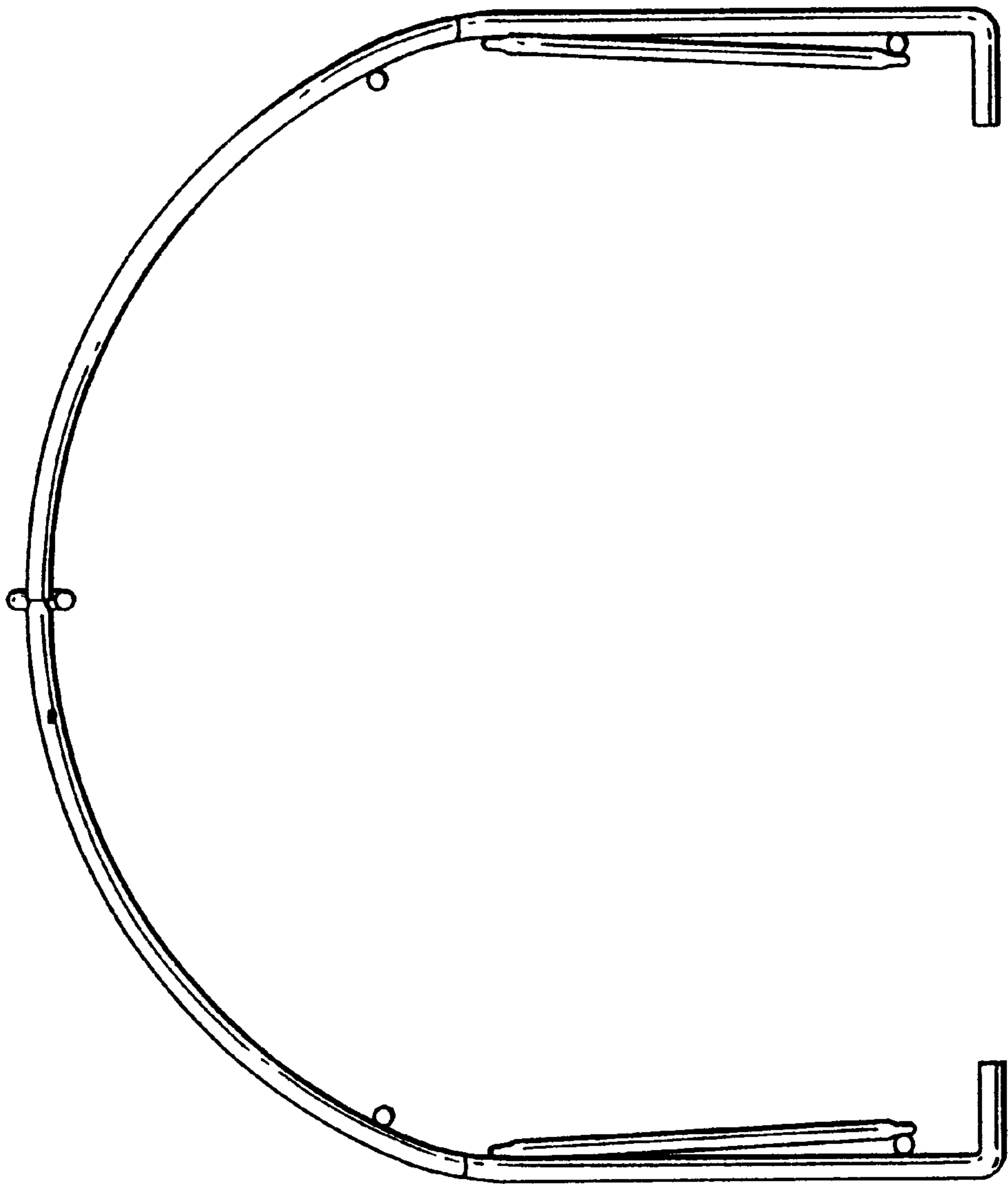


FIG. 2




FIG. 3




FIG. 4