



US00D430300S

United States Patent [19]

Anthony, Jr.

[11] Patent Number: Des. 430,300

[45] Date of Patent: ** Aug. 29, 2000

[54] DUAL NIPPLE PACIFIER

[76] Inventor: William E Anthony, Jr., 311 W. 3rd Ave., Gastonia, N.C. 28052

[**] Term: 14 Years

[21] Appl. No.: 29/113,901

[22] Filed: Nov. 12, 1999

[51] LOC (7) Cl. 24-04

[52] U.S. Cl. D24/194

[58] Field of Search D24/194, 193; 606/234, 235, 236

[56] **References Cited**

U.S. PATENT DOCUMENTS

D. 200,618	3/1965	Proctor	D24/194
D. 318,531	7/1991	Nelson et al.	D24/119
D. 336,520	6/1993	McDaniel	D24/194
D. 408,921	4/1999	Wexler	D24/194
D. 410,747	6/1999	Wexler	D24/194
D. 414,267	9/1999	Calandro Jr.	D24/194
699,757	5/1902	Howell	606/236

745,920	12/1903	Spencer	606/236
1,268,470	6/1918	Johnson	606/235
2,408,735	10/1946	Clafin	606/235
3,601,129	8/1971	Seidl	606/236

Primary Examiner—Stella Reid


[57] **CLAIM**

The ornamental design for a dual nipple pacifier, as shown and described.

DESCRIPTION

FIG. 1 is a top, front, left side perspective view of the dual nipple pacifier of the present invention;
 FIG. 2 is a front elevational view of the dual nipple pacifier of FIG. 1, the rear view being a mirror image thereof;
 FIG. 3 is a left side elevational view of the dual nipple pacifier of FIG. 1, the right view being a mirror image thereof;
 FIG. 4 is a top plan view of the dual nipple pacifier of FIG. 1; and,
 FIG. 5 is a bottom plan view of the dual nipple pacifier of FIG. 1.

1 Claim, 2 Drawing Sheets






Fig. 1

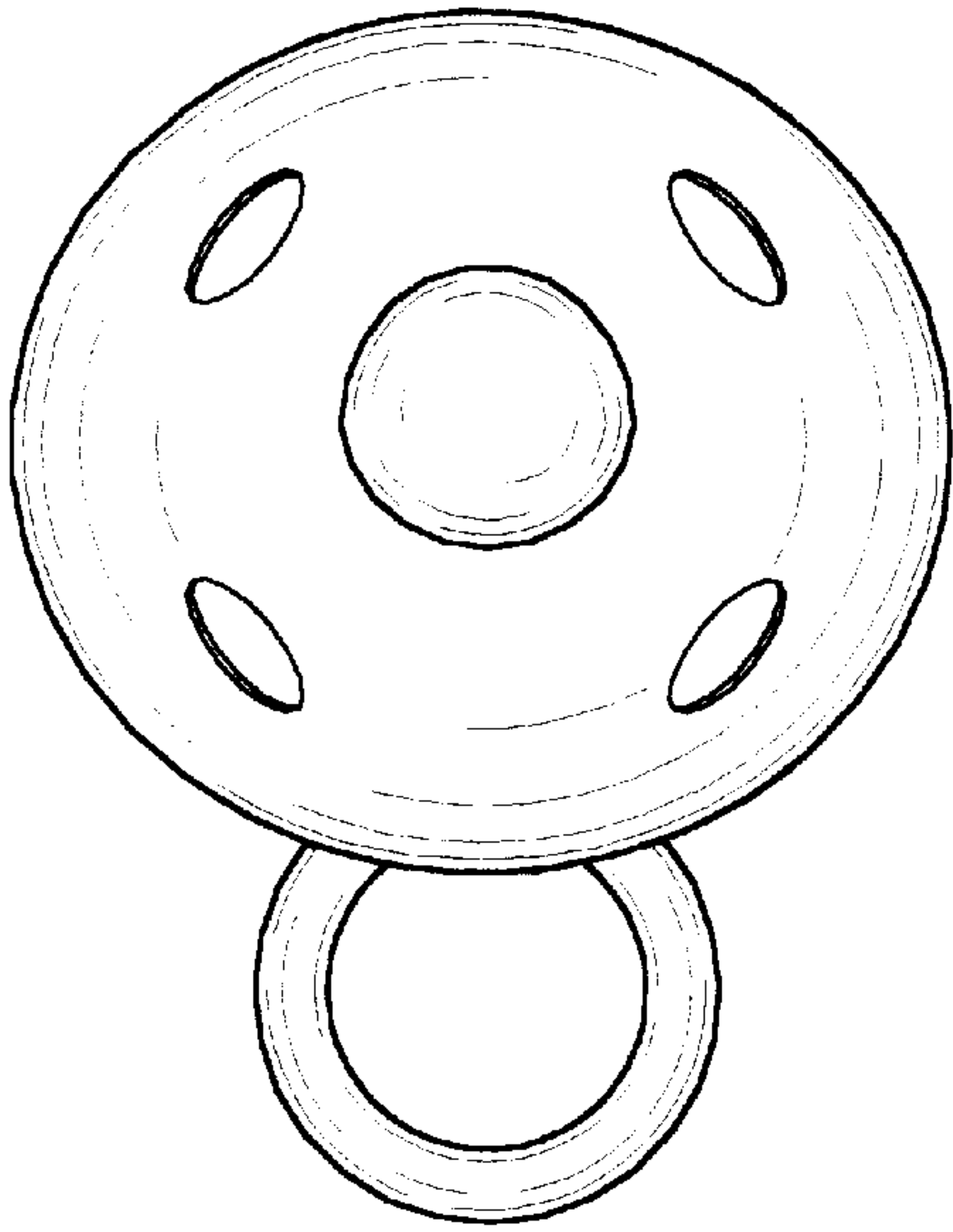


Fig. 2

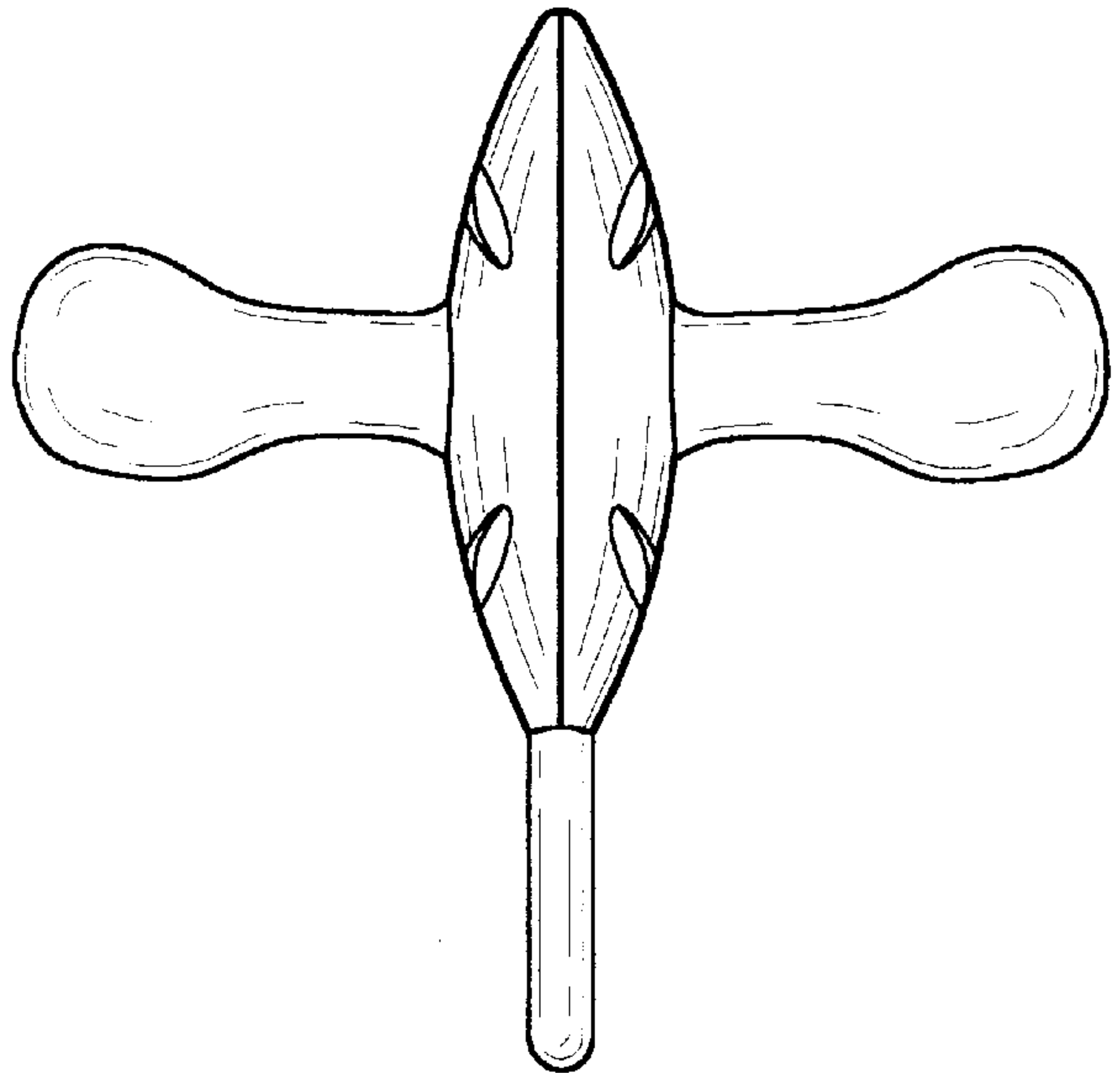


Fig. 3

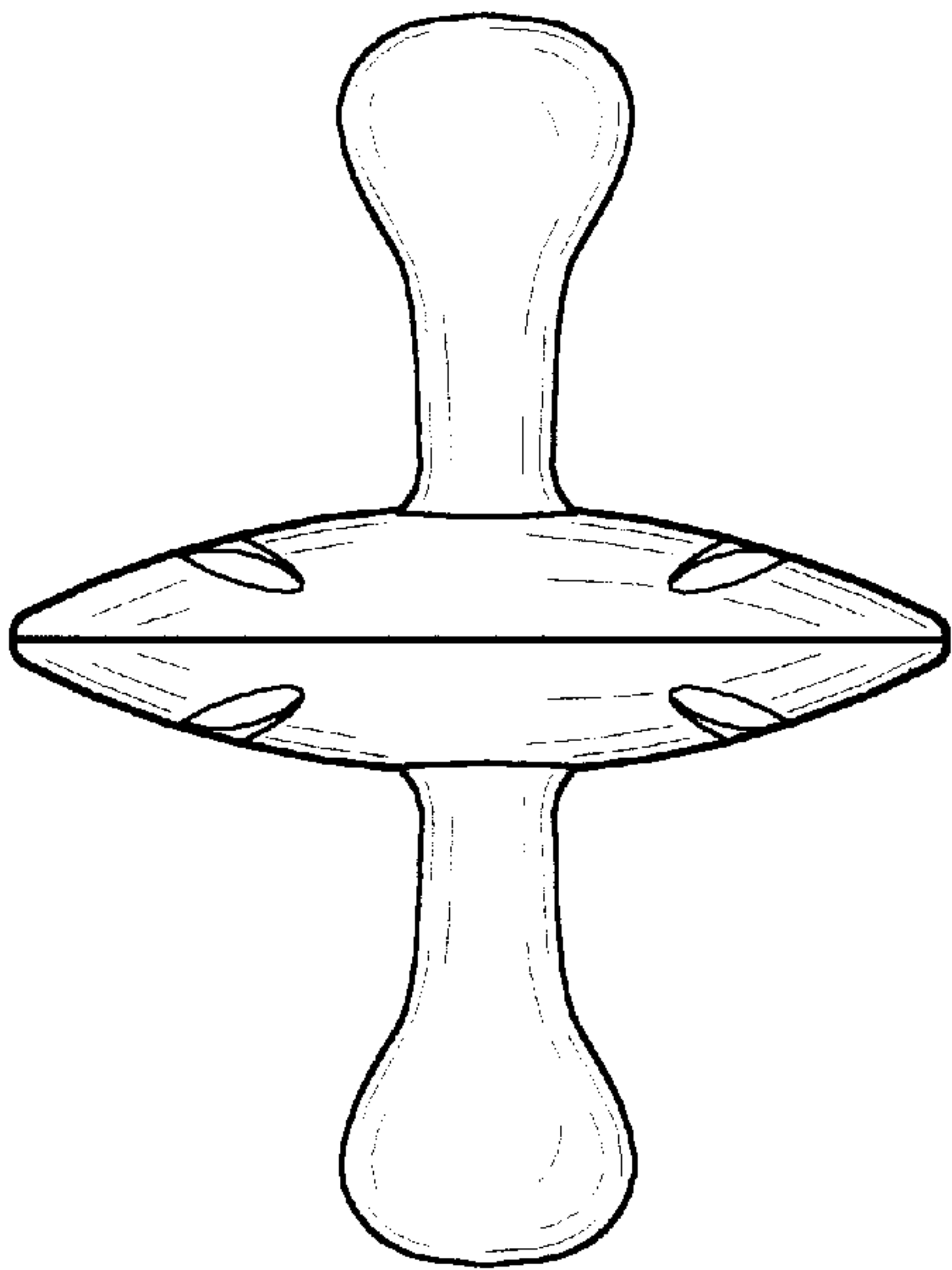


Fig. 4

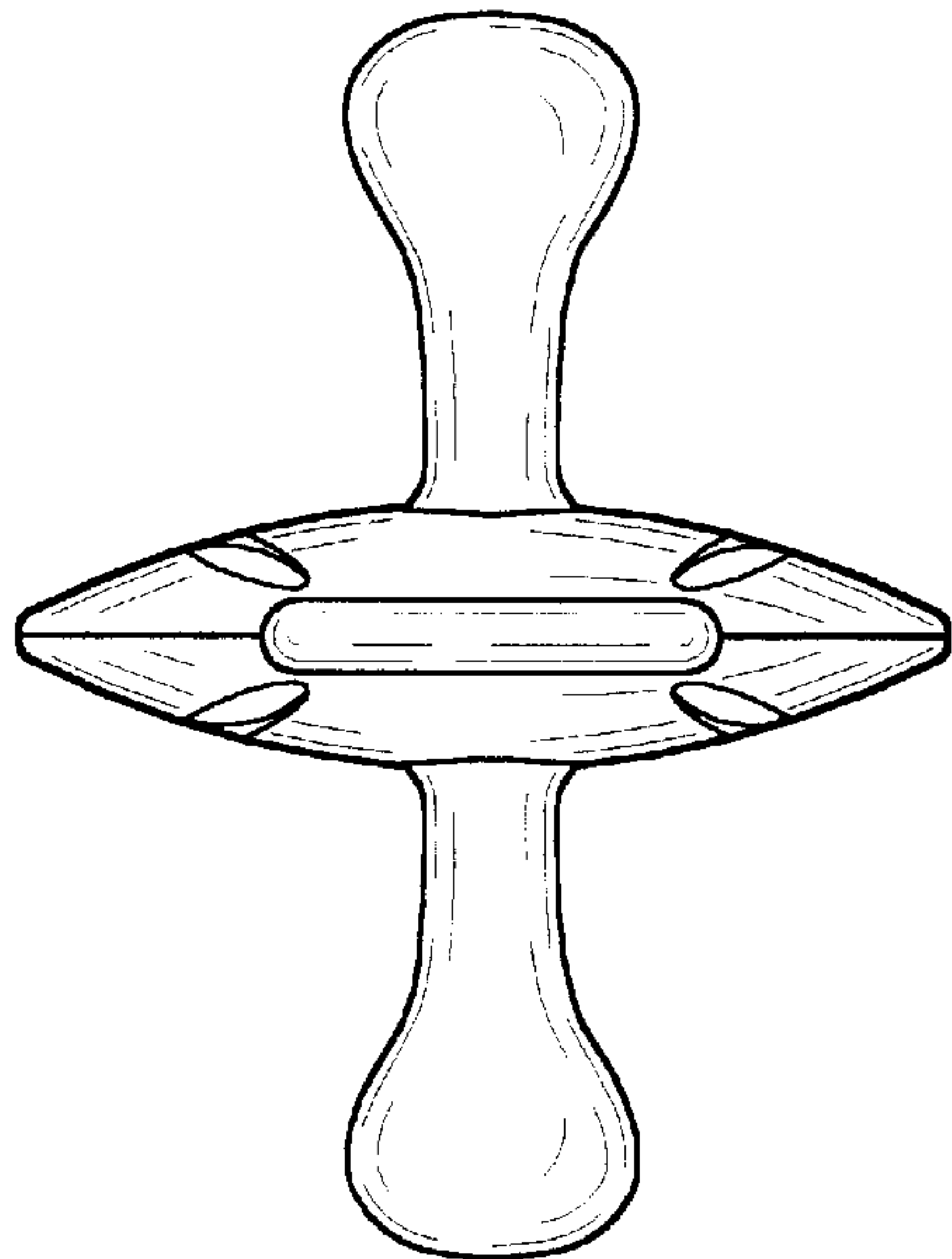


Fig. 5