



US00D430273S

**United States Patent** [19]  
**Meisch**

[11] **Patent Number: Des. 430,273**

[45] **Date of Patent: \*\* Aug. 29, 2000**

[54] **SUMP PUMP HOSE ADAPTER**

5,265,652 11/1993 Brunella ..... 285/236

[76] Inventor: **Ronald J Meisch**, 219 10th Ave. West,  
West Fargo, N. Dak. 58078

*Primary Examiner*—Alan P. Douglas  
*Assistant Examiner*—Reid Hecker

[\*\*] Term: **14 Years**

[57] **CLAIM**

[21] Appl. No.: **29/117,623**

The ornamental design for a sump pump hose adapter, as shown and described.

[22] Filed: **Jan. 31, 2000**

**DESCRIPTION**

[51] **LOC (7) Cl.** ..... **23-01**

[52] **U.S. Cl.** ..... **D23/262**

[58] **Field of Search** ..... D23/259, 262,  
D23/266; D24/112, 129; 138/109; 285/148.22,  
238, 332, 236, 285.1, 344, 345, 239, 334.1,  
136.1; 604/267

FIG. 1 is a front elevational view of the sump pump hose adapter of the present invention, the rear, top and bottom views being mirror images thereof;

FIG. 2 is a left side elevational view of the sump pump hose adapter of FIG. 1;

FIG. 3 is a right side elevational view of the sump pump hose adapter of FIG. 1; and,

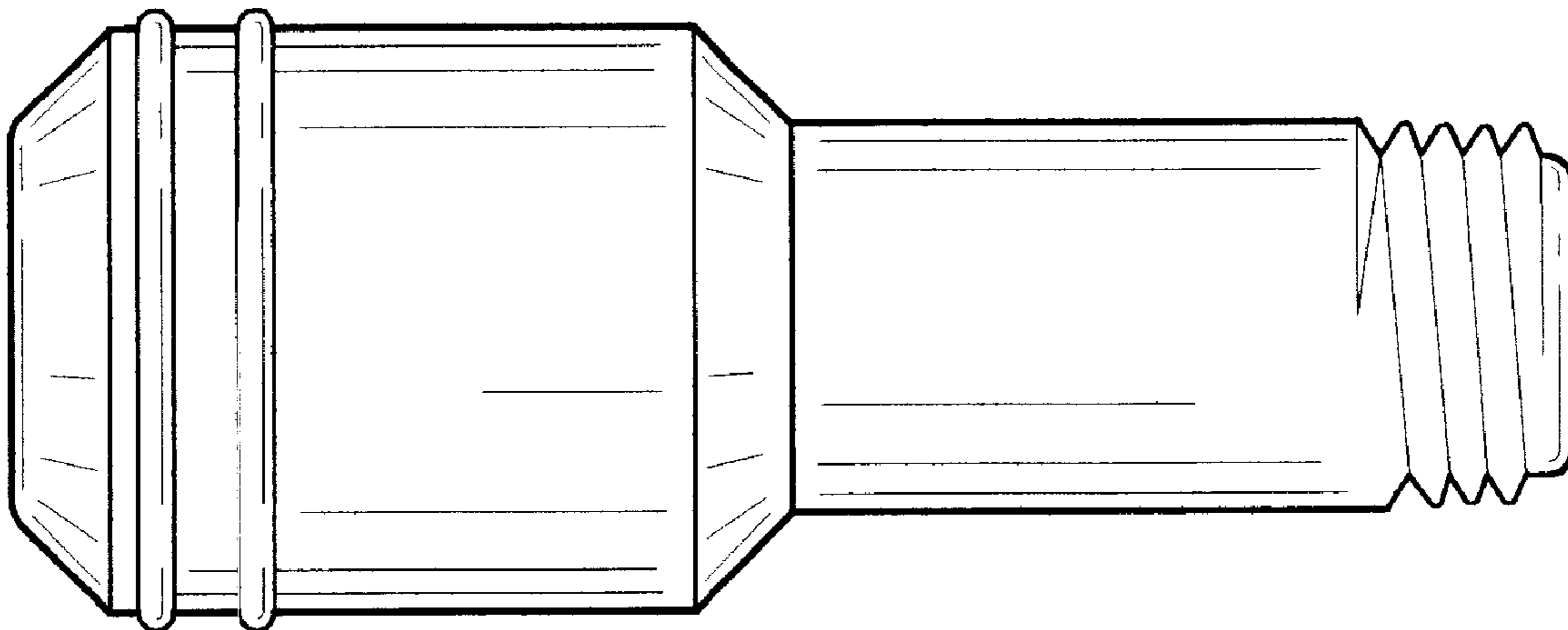
FIG. 4 is a cross-sectional view of FIG. 3 taken along line 4—4 of the sump pump hose adapter.

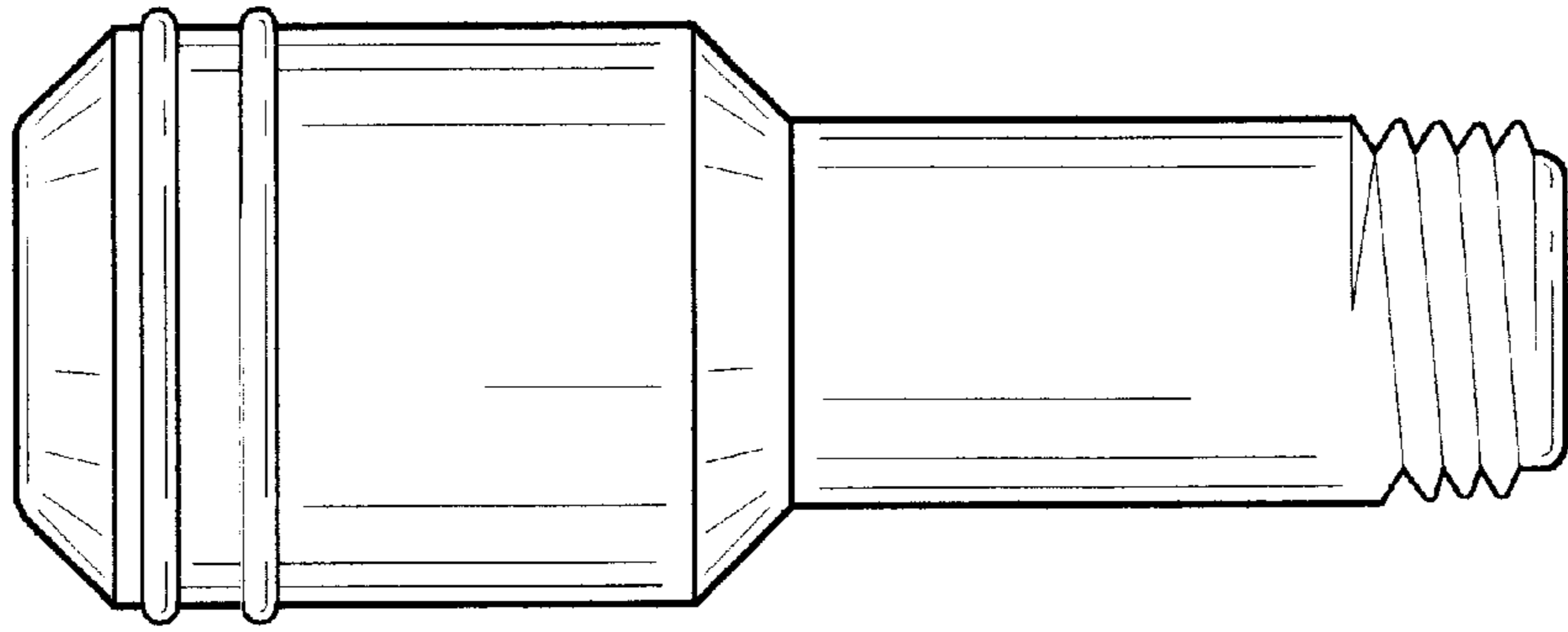
[56] **References Cited**

**U.S. PATENT DOCUMENTS**


D. 239,023 3/1976 D'Alo ..... D24/129  
3,958,573 5/1976 Wiley ..... 604/267

**1 Claim, 1 Drawing Sheet**

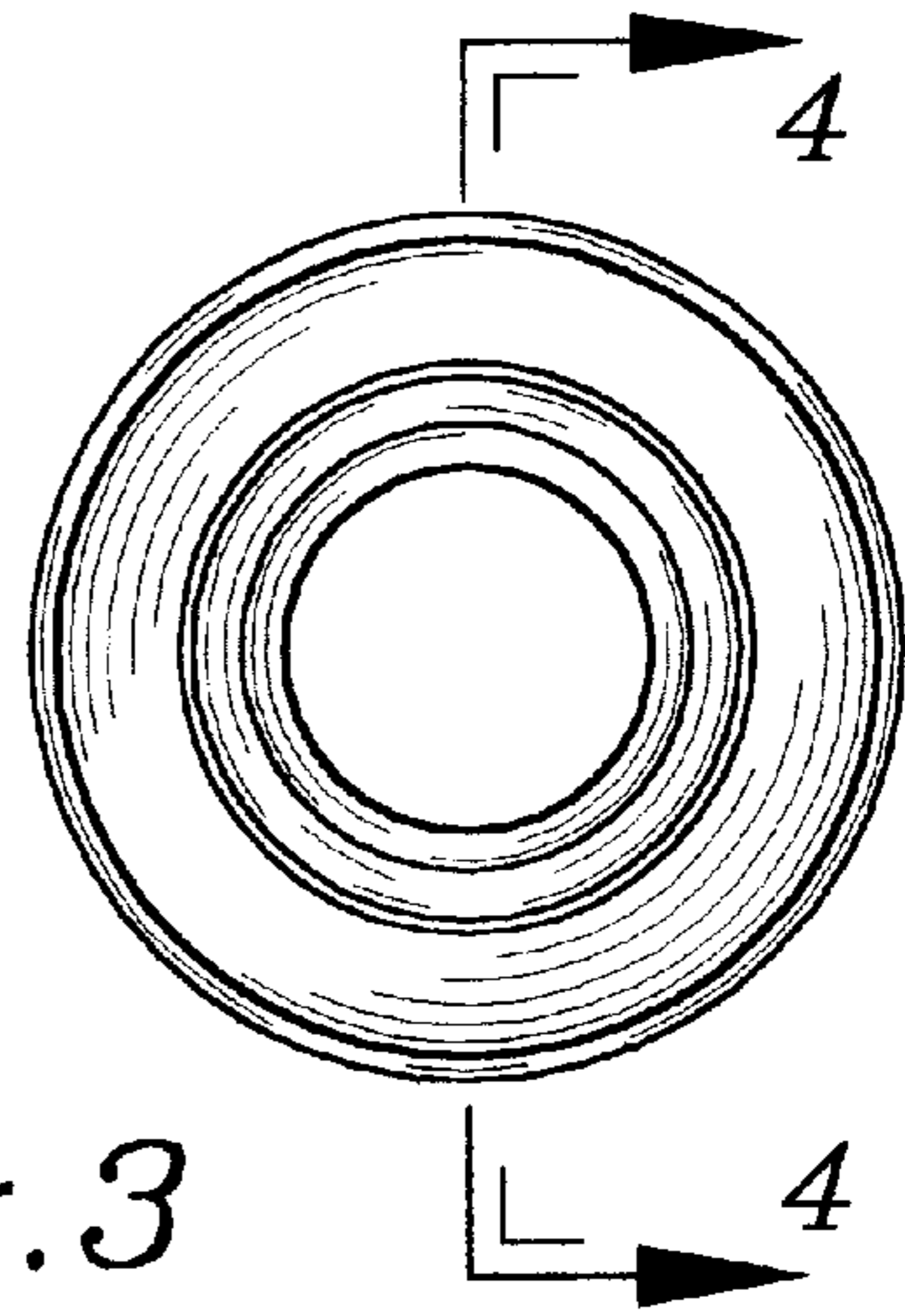




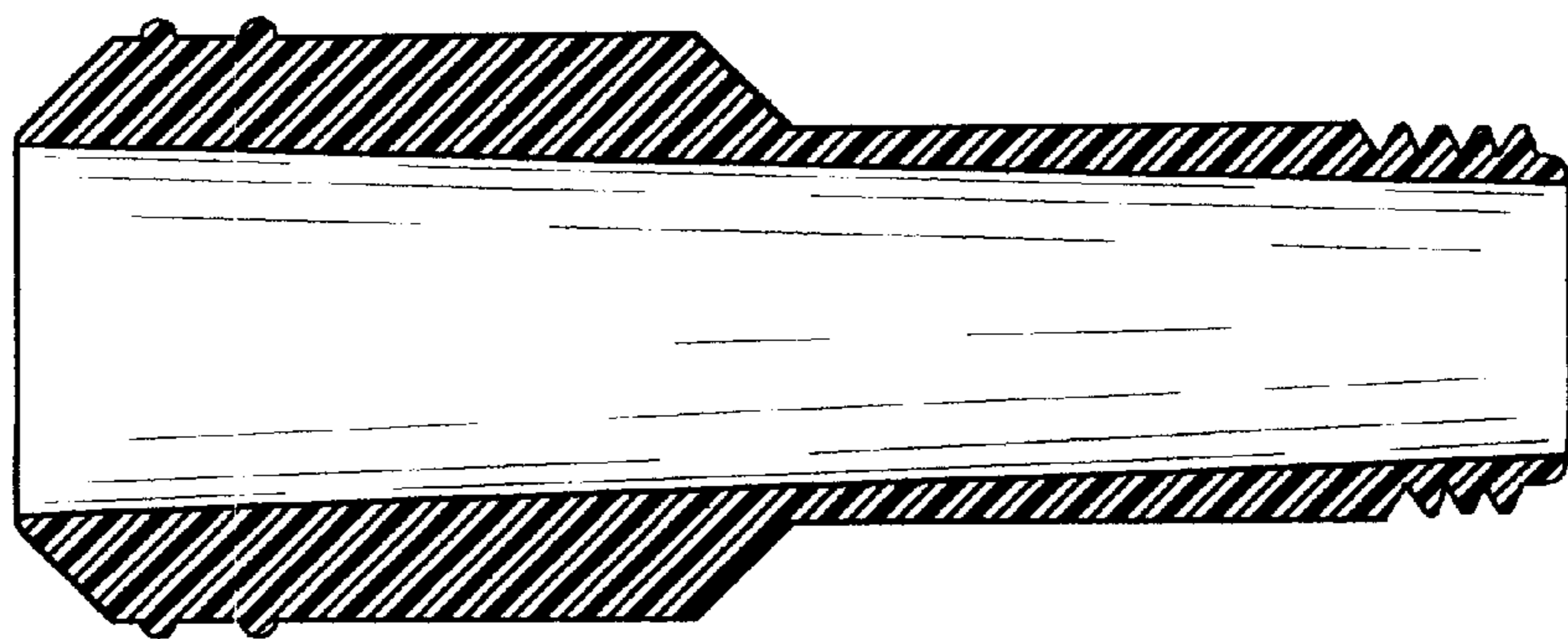
*Fig. 1*



*Fig. 2*



*Fig. 3*



*Fig. 4*