



US00D430261S

# United States Patent [19] Yong-Set

[11] Patent Number: **Des. 430,261**

[45] Date of Patent: **\*\* Aug. 29, 2000**

[54] **CLIP FOR ATTACHING LURES TO A FISHING LINE**

[76] Inventor: **Bernard Yong-Set**, 63 Chapel Park Square, Scarborough, Ontario, Canada, M1V 2S3

[\*\*] Term: **14 Years**

[21] Appl. No.: **29/101,506**

[22] Filed: **Mar. 4, 1999**

[51] **LOC (7) Cl.** ..... **22-05**

[52] **U.S. Cl.** ..... **D22/134**

[58] **Field of Search** ..... D22/134, 126, D22/132, 144, 149, 199; 43/44.89, 44.83, 43.1; 24/601.1, 601.3, 908, 13, 4; 267/108; 206/336; D11/206, 215

[56] **References Cited**

**U.S. PATENT DOCUMENTS**

D. 228,760	10/1973	Hoog .....	D22/134
D. 256,942	9/1980	McMickle .	
D. 308,240	5/1990	Buchanan .....	D22/134
D. 309,770	8/1990	Thompson .....	D22/134
D. 393,688	4/1998	Essad .	
1,728,560	9/1929	Goshorn .....	24/601.1
2,788,165	4/1957	Montgomery, Sr. ....	D22/134
3,122,803	3/1964	Bogges et al. ....	D22/134
3,161,344	12/1964	Baggett .....	D22/134

3,277,549	10/1966	Bradshaw .....	24/601.1
4,004,328	1/1977	Bohn et al. ....	24/601.3
4,064,604	12/1977	Hartman .....	43/44.83
4,234,998	11/1980	McMickle .....	24/601.3
4,656,699	4/1987	Maahs .....	24/601.3
5,076,006	12/1991	Kahng .....	43/44.89
5,655,329	8/1997	Yong-Set .	
5,781,972	9/1929	Steed .....	43/44.83

*Primary Examiner*—Louis S. Zarfaz  
*Assistant Examiner*—Inga-Maria Hyttinen  
*Attorney, Agent, or Firm*—Ridout & Maybee

[57] **CLAIM**

The ornamental design for a clip for attaching lures to a fishing line, substantially as shown.

**DESCRIPTION**

FIG. 1 is a perspective view of clip for attaching lures to a fishing line showing my new design;  
FIG. 2 is a side elevational view thereof;  
FIG. 3 is a top plan view thereof;  
FIG. 4 is a side elevational view thereof, taken from the side opposite that shown in FIGS. 1 and 2;  
FIG. 5 is a bottom plan view thereof;  
FIG. 6 is an end elevational view of the smaller end thereof; and,  
FIG. 7 is an end elevational view thereof, taken from the end opposite that shown in FIG. 6.

**1 Claim, 1 Drawing Sheet**

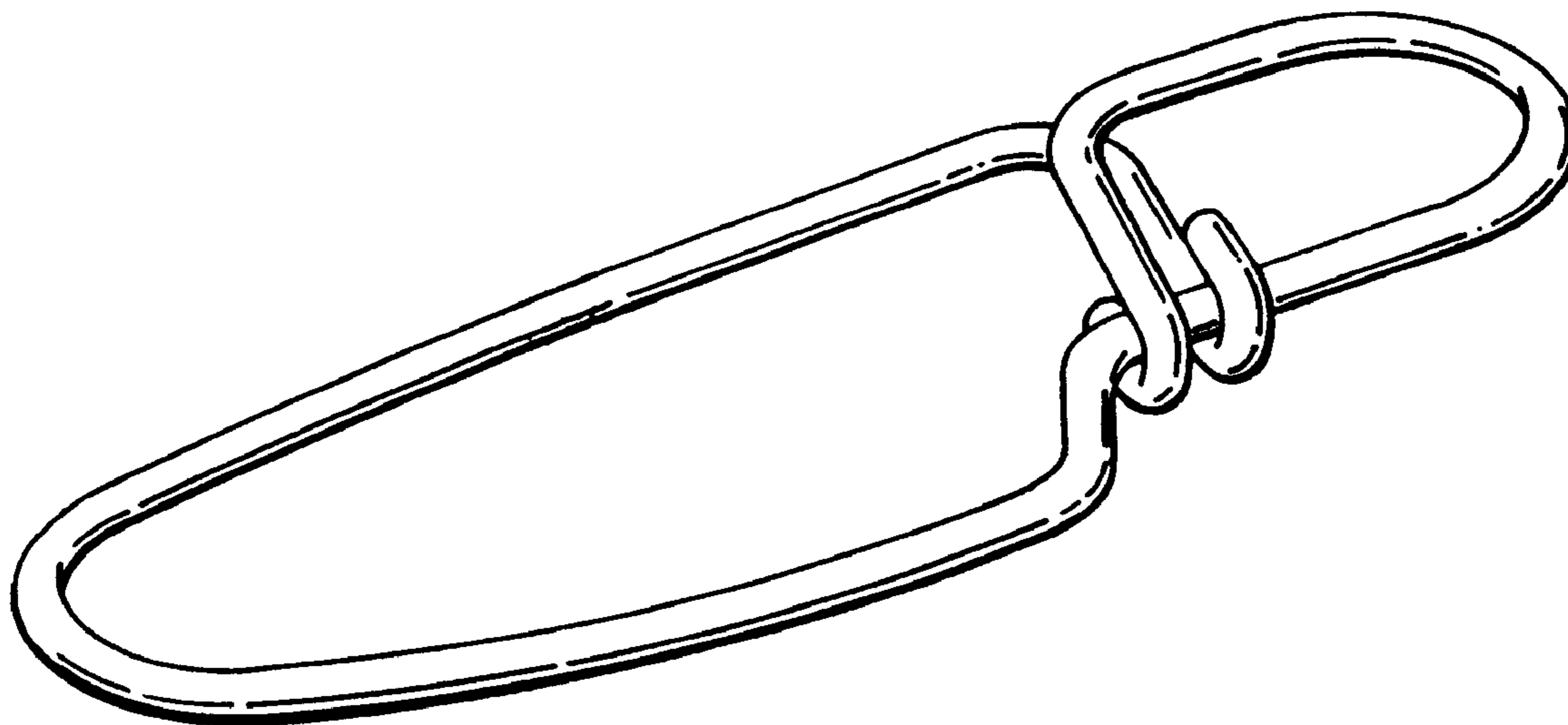


FIG. 1.

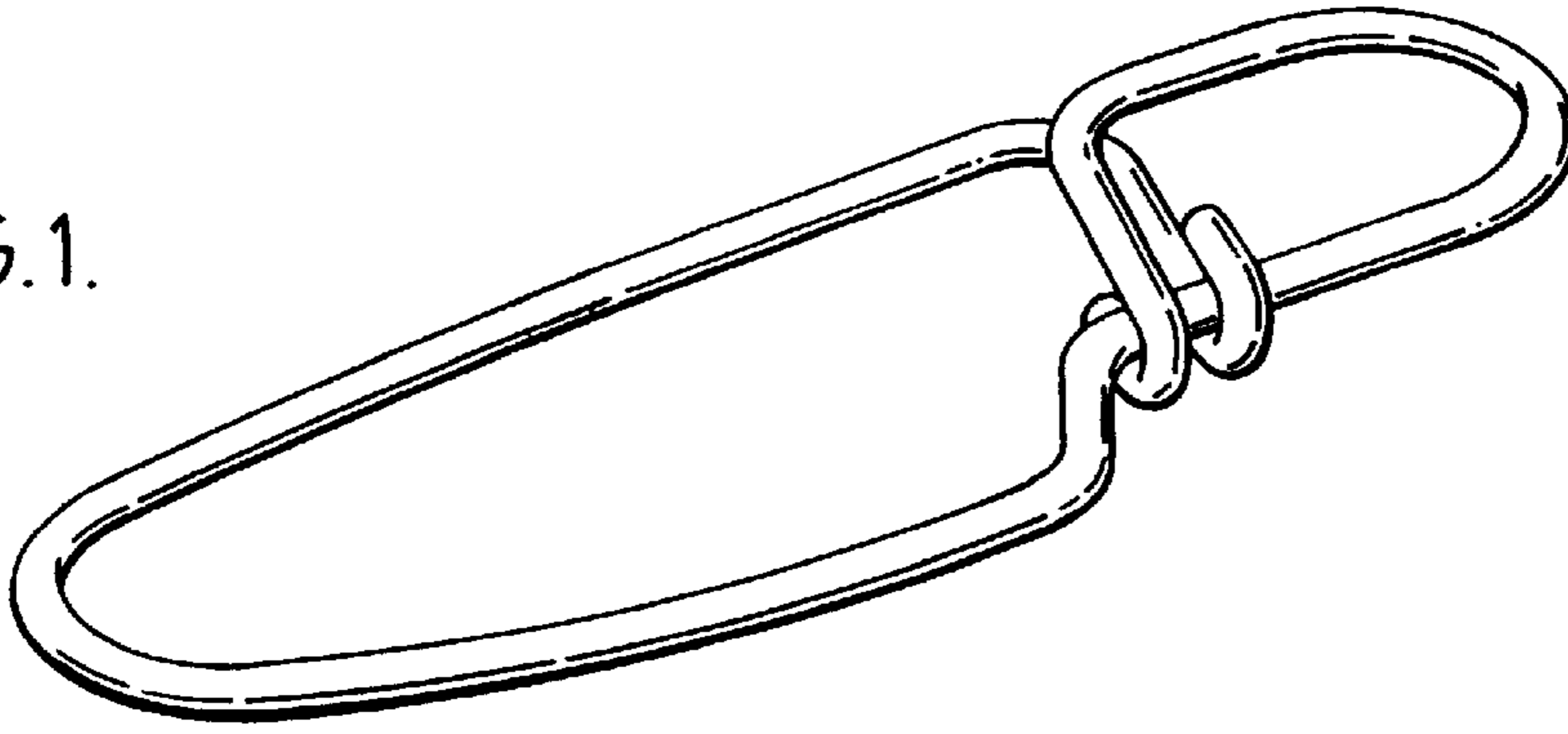


FIG. 2.




FIG. 3.



FIG. 4.

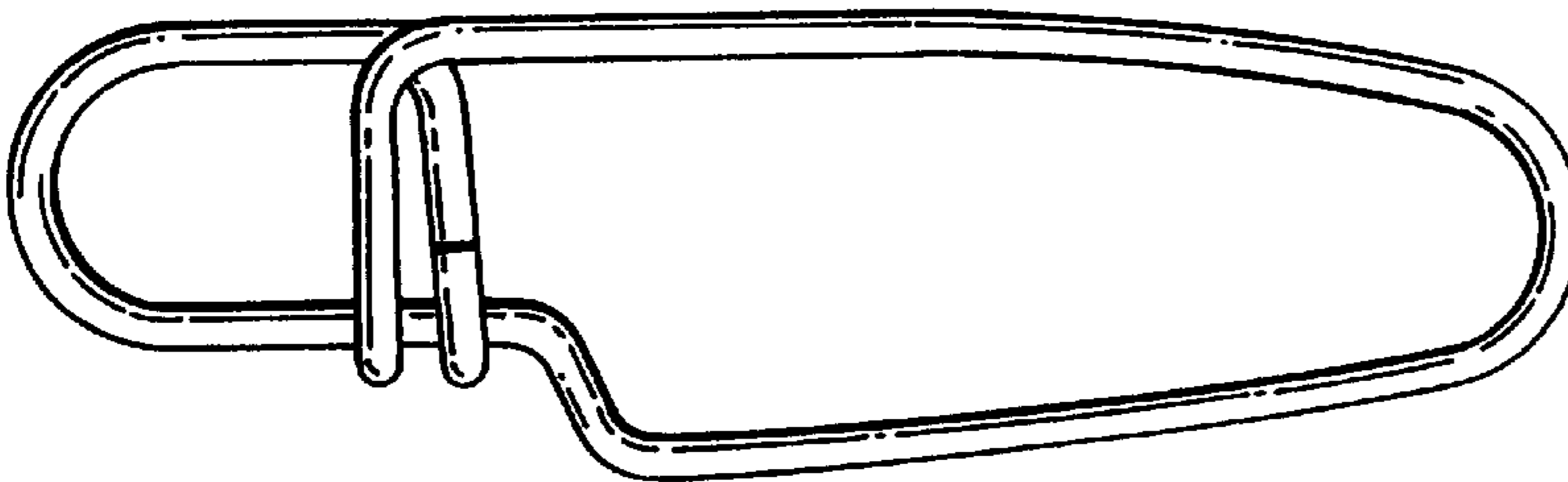


FIG. 5.

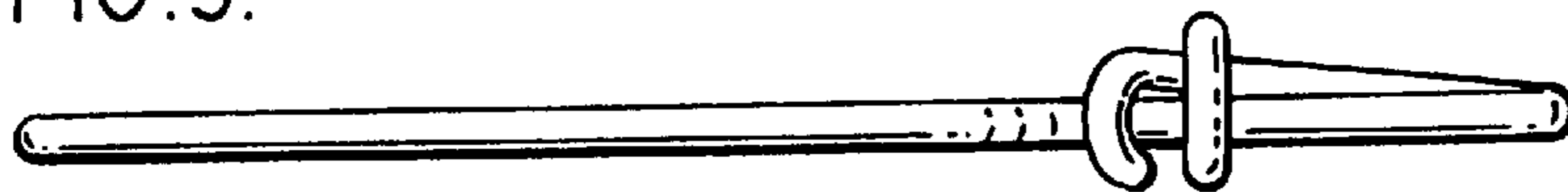


FIG. 6.

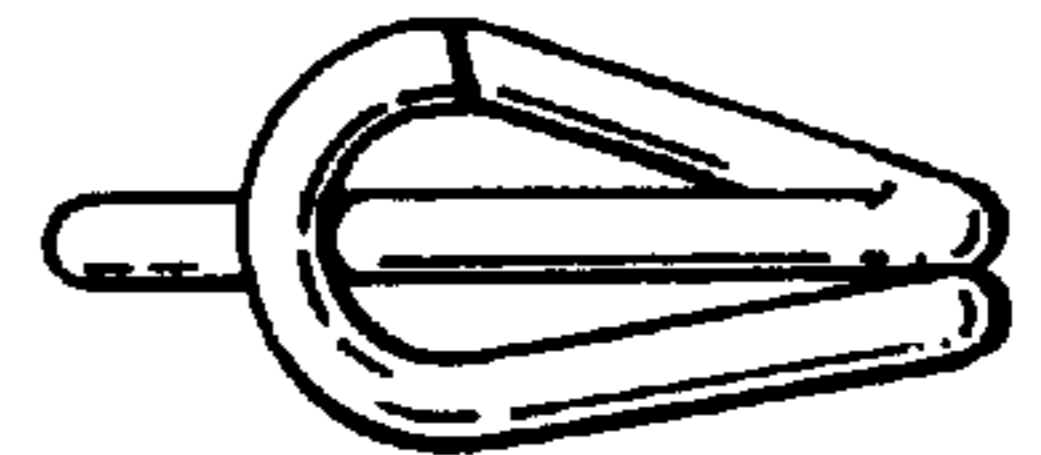


FIG. 7.

