



US00D430251S

United States Patent [19] Graf

[11] **Patent Number: Des. 430,251**

[45] **Date of Patent: ** Aug. 29, 2000**

[54] **RUNNER FIXTURE**

D. 325,416	4/1992	Olsen	D21/761
4,251,086	2/1981	Woolley	280/11.18
5,088,749	2/1992	Olivieri	280/11.18

[75] Inventor: **Karl Graf**, Kreuzlingen, Switzerland

[73] Assignee: **Graf Skates AG**, Kreuzlingen, Switzerland

[**] Term: **14 Years**

Primary Examiner—Raphael Barkai
Attorney, Agent, or Firm—Brown & Wood, LLP

[21] Appl. No.: **29/100,988**

[57] **CLAIM**

[22] Filed: **Feb. 22, 1999**

An ornamental design of a runner fixture, as shown and described.

[30] **Foreign Application Priority Data**

DESCRIPTION

Aug. 21, 1998 [XH] Hague Agreement DM/044930

[51] **LOC (7) Cl.** **21-02**

FIG. 1 shows an angular perspective view of a runner fixture according to my new design; and,

[52] **U.S. Cl.** **D21/761; D21/762; D21/771**

[58] **Field of Search** D21/760–764, D21/771; 280/11.18, 11.12, 11.19, 11.22


FIG. 2 shows a front perspective view of the runner fixture shown in FIG. 1.

[56] **References Cited**

U.S. PATENT DOCUMENTS

D. 286,903 11/1986 Olivieri D21/761

1 Claim, 1 Drawing Sheet






FIG. 1




FIG. 2