



US00D430226S

United States Patent [19] Spence

[11] **Patent Number: Des. 430,226**

[45] **Date of Patent: ** Aug. 29, 2000**

[54] **DICE ROLLING CONTAINER**

[75] Inventor: **William L Spence**, Carneys Point, N.J.

[73] Assignee: **Frances Swan**, Pittsgrove, N.J.; a part interest

[**] Term: **14 Years**

[21] Appl. No.: **29/111,424**

[22] Filed: **Sep. 27, 1999**

[51] **LOC (7) Cl.** **21-01**

[52] **U.S. Cl.** **D21/372**

[58] **Field of Search** D21/338, 363,
D21/372, 373, 392-396; 273/144 B, 144 R,
145 R, 145 E, 148 A, 148 R, 309, 268

[56] **References Cited**

U.S. PATENT DOCUMENTS

- D. 51,599 12/1917 Maass D21/363
- D. 161,157 12/1950 Browning D21/148 A
- D. 232,645 9/1974 Galoob D21/372
- D. 245,933 9/1977 Blum D21/372
- D. 266,680 10/1982 Compton D21/372

- D. 290,379 6/1987 Bergh et al. D21/363
- 3,761,091 9/1973 Zohn 273/145 E

Primary Examiner—Sandra L. Morris

[57] **CLAIM**

The ornamental design for a dice rolling container, as shown and described.

DESCRIPTION

FIG. 1 is a top plan view of the dice rolling container of the present invention;

FIG. 2 is a bottom plan view of the dice rolling container of FIG. 1;

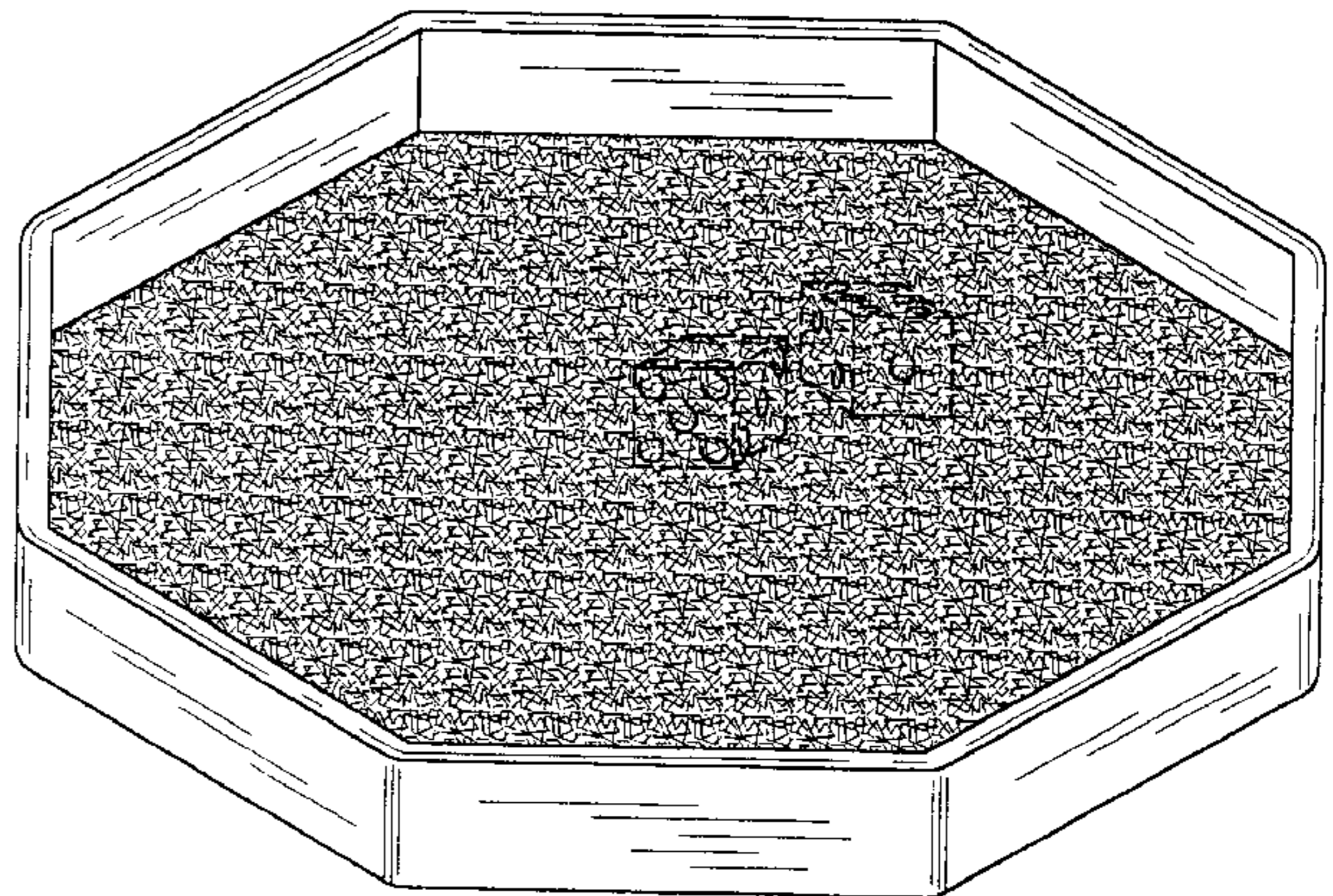

FIG. 3 is a left side elevational view of the dice rolling container of FIG. 1, the right view being a mirror image thereof;

FIG. 4 is a front elevational view of the dice rolling container of FIG. 1, the rear view being a mirror image thereof; and,

FIG. 5 is a top, front perspective view of the dice rolling container of FIG. 1.

The broken lines showing of dice in FIG. 5 are for illustrative purposes only and form no part of the claimed design.

1 Claim, 2 Drawing Sheets



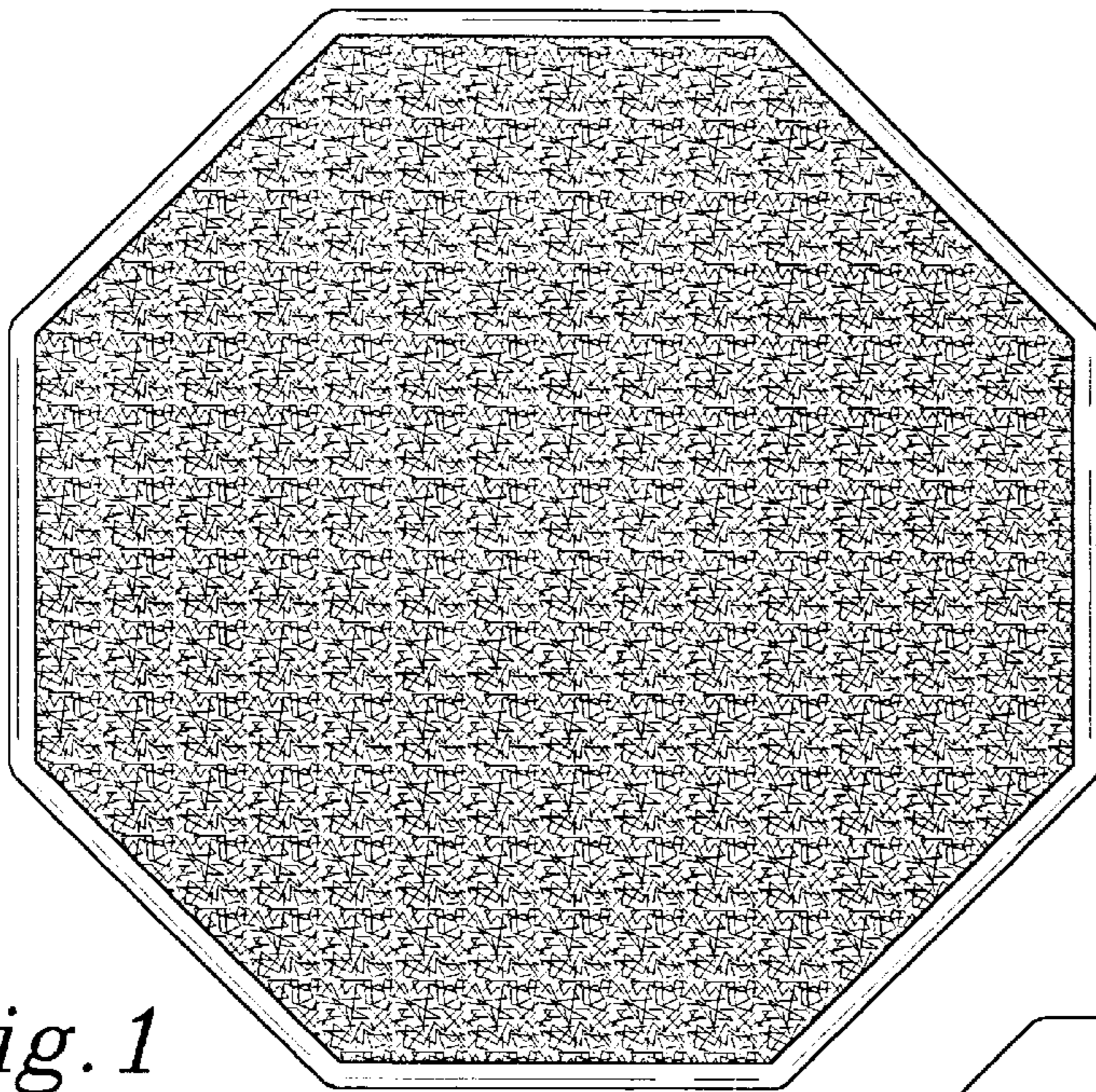


Fig. 1

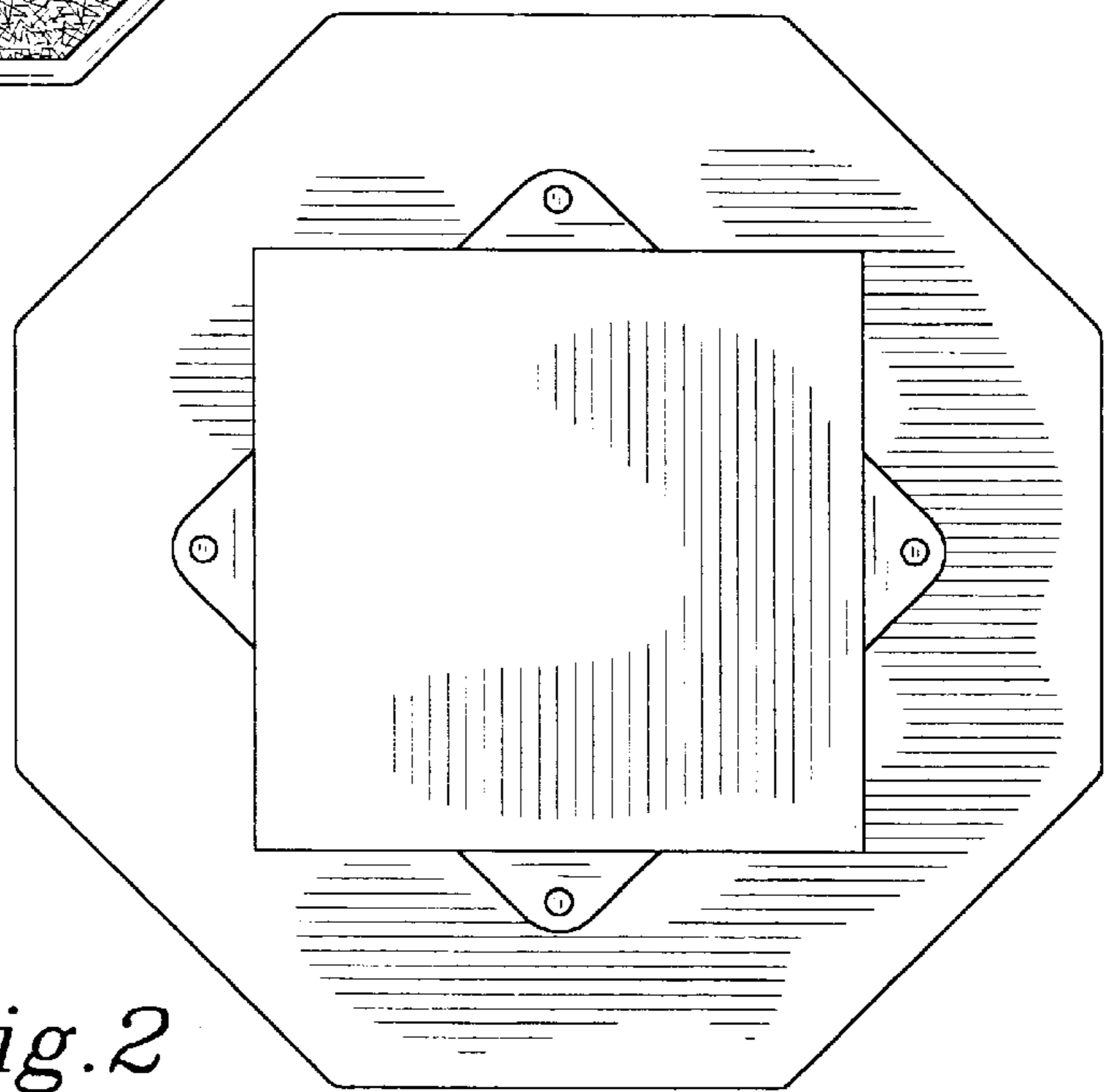


Fig. 2




Fig. 4

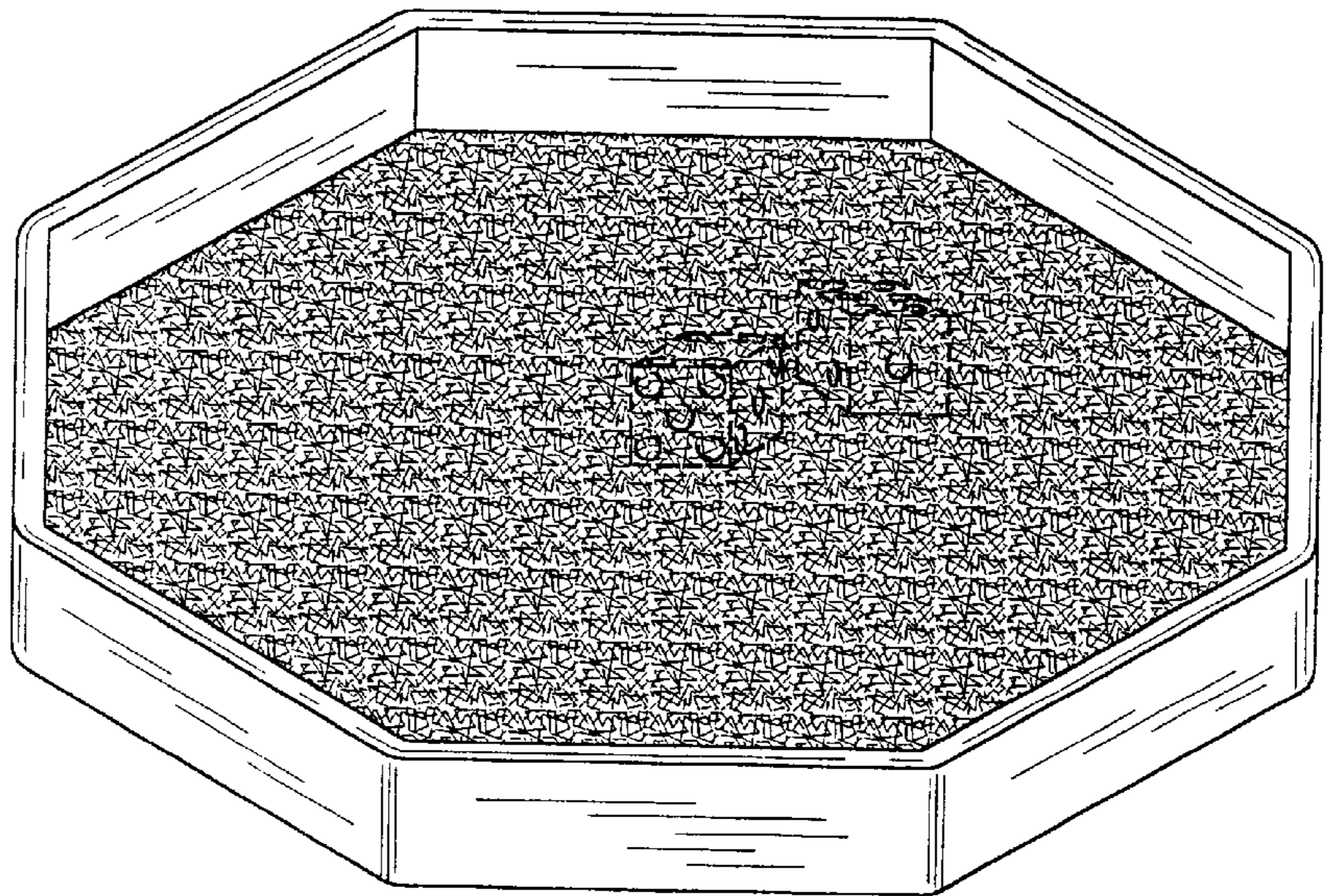


Fig. 5




Fig. 3