



US00D430212S

United States Patent [19] Keda

[11] Patent Number: **Des. 430,212**

[45] Date of Patent: **** Aug. 29, 2000**

[54] **CAP FOR A WRITING INSTRUMENT**

[75] Inventor: **Tadashi Keda**, Kawagoe, Japan

[73] Assignee: **Kotobuki & Co., Ltd.**, Kyoto, Japan

[**] Term: **14 Years**

[21] Appl. No.: **29/117,765**

[22] Filed: **Feb. 2, 2000**

[51] **LOC (7) Cl.** **19-06**

[52] **U.S. Cl.** **D19/57; D19/56; D19/51**

[58] **Field of Search** **D19/35, 36, 41-51, D19/53-58, 81-85; 401/202, 243-247, 262**

[56] **References Cited**

U.S. PATENT DOCUMENTS

- D. 389,863 1/1998 Nguyen D19/48
- D. 407,436 3/1999 Chevalier et al. D19/43
- D. 409,658 5/1999 Chevalier et al. D19/51
- D. 409,661 5/1999 Izushima D19/57
- D. 414,205 9/1999 Chevalier et al. D19/57

D. 416,941 11/1999 Chevalier et al. D19/51

Primary Examiner—Martie K. Holtje
Attorney, Agent, or Firm—McGinn & Gibb, P.C.

[57] **CLAIM**

The ornamental design for cap for a writing instrument, as shown and described.

DESCRIPTION

FIG. 1 is a front elevational view of the cap for a writing instrument according to the present invention;
 FIG. 2 is a right side elevational view of the cap for a writing instrument of FIG. 1, the left side being a mirror image of the right side;
 FIG. 3 is a rear elevational view of the cap for a writing instrument of FIG. 1;
 FIG. 4 is a top plan view of the cap for a writing instrument of FIG. 1;
 FIG. 5 is a bottom plan view of the cap for a writing instrument of FIG. 1; and,
 FIG. 6 is a top, right side perspective view of the cap of FIG. 1.

1 Claim, 2 Drawing Sheets

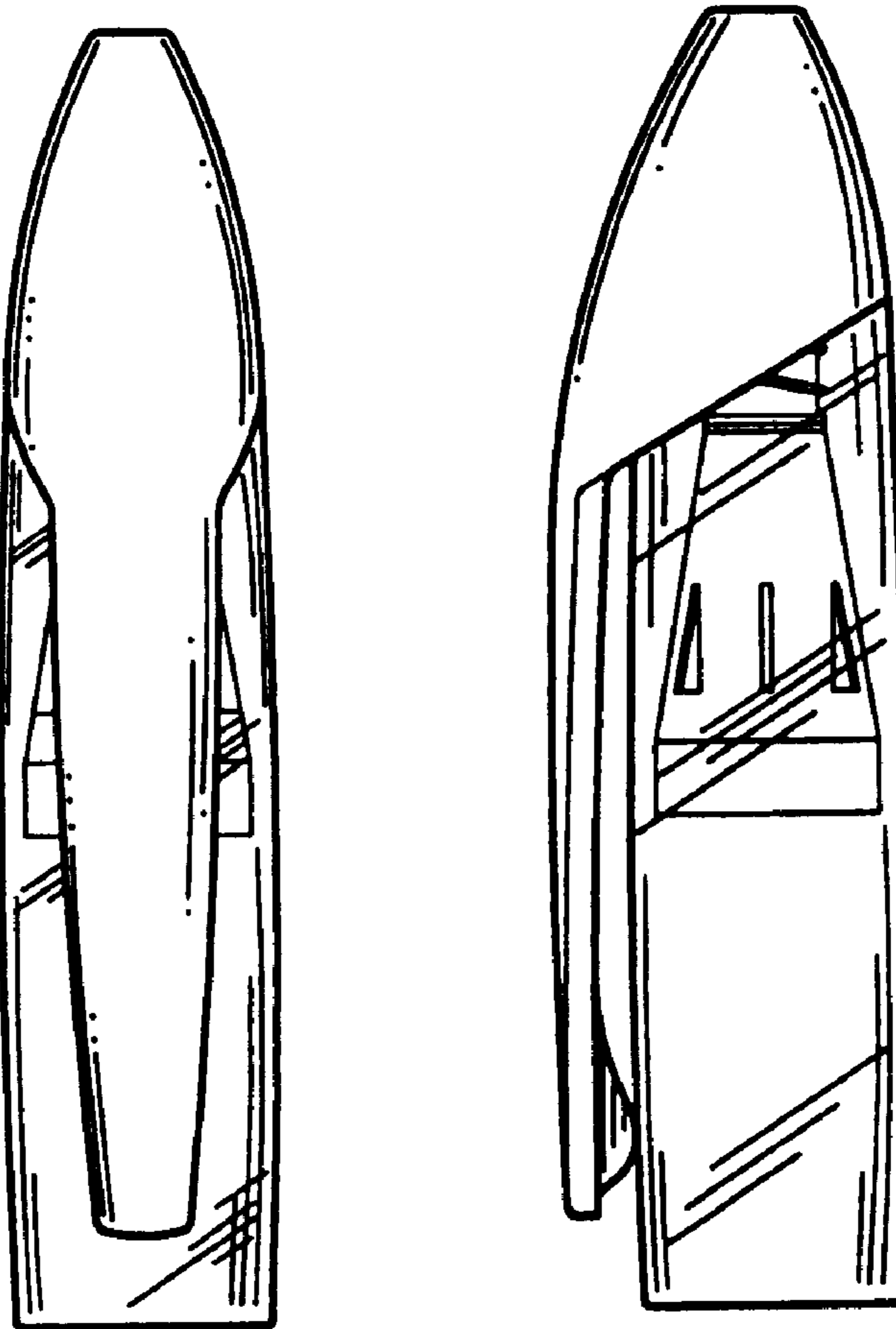


FIG.2




FIG.1



FIG.3

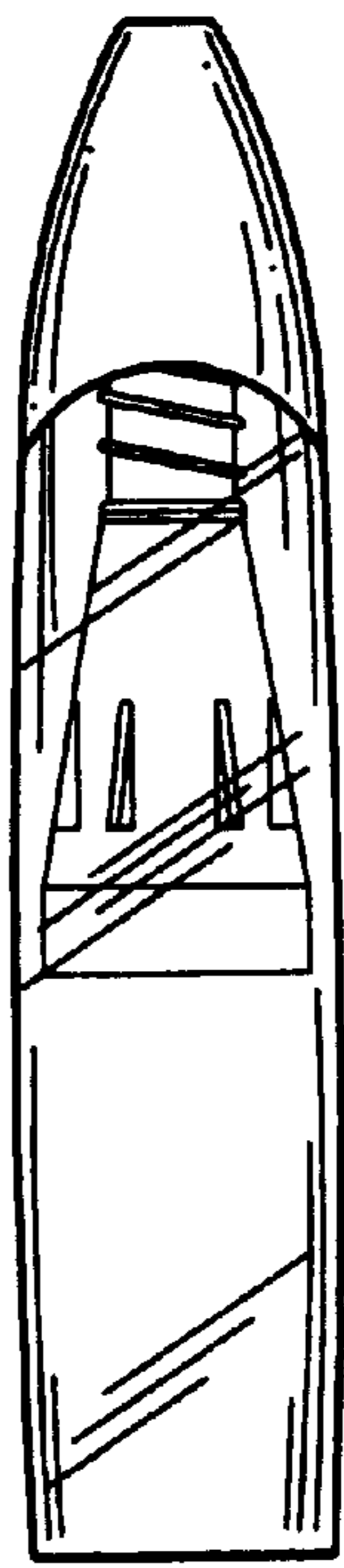


FIG.6




FIG.4

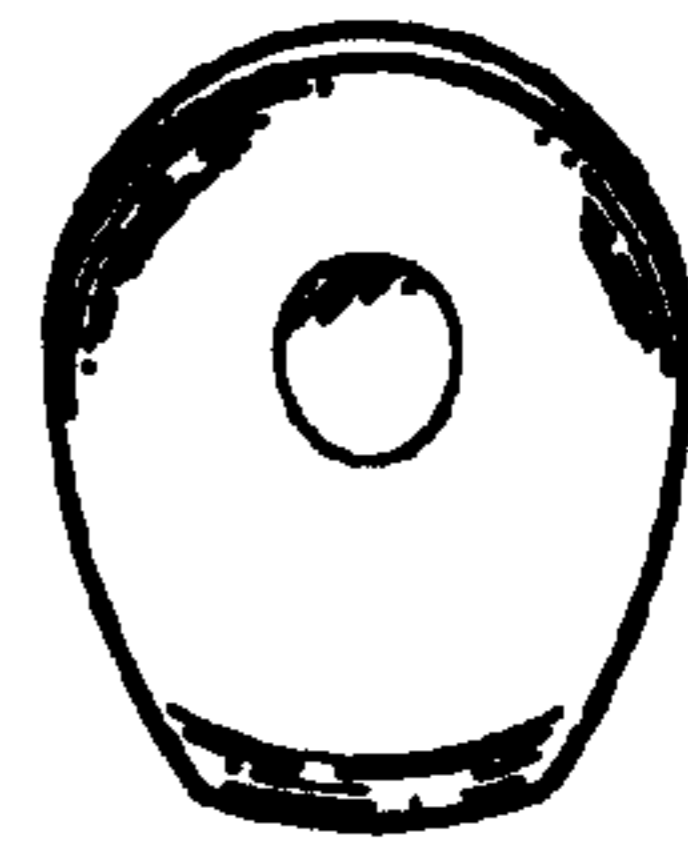


FIG.5

