

US00D430207S

United States Patent [19]
Izushima

[11] **Patent Number: Des. 430,207**

[45] **Date of Patent: ** *Aug. 29, 2000**

[54] **WRITING INSTRUMENT**

D. 410,030 5/1999 Sunaga D18/48
D. 417,891 12/1999 Izushima D19/48

[75] Inventor: **Hikomichi Izushima**, Kawagoe, Japan

[73] Assignee: **Kotobuki & Co., Ltd.**, Kyoto, Japan

Primary Examiner—Martie K. Holtje
Attorney, Agent, or Firm—McGinn & Gibb, P.C.

[*] Notice: This patent is subject to a terminal disclaimer.

[57] **CLAIM**

[**] Term: **14 Years**

The ornamental design for a writing instrument, as shown and described.

[21] Appl. No.: **29/103,747**

DESCRIPTION

[22] Filed: **Apr. 22, 1999**

[51] **LOC (7) Cl.** **19-06**

[52] **U.S. Cl.** **D19/48; D19/55; D19/56; D19/51**

[58] **Field of Search** D19/35, 36, 41-51, D19/53-58, 81-85; 401/99, 100, 103, 104, 110-116, 209

FIG. 1 is a front elevational view of a writing instrument according to the present invention;
FIG. 2 is a right side elevational view of the writing instrument of FIG. 1, the left side being a mirror image of the right side;
FIG. 3 is a rear elevational view of the writing instrument of FIG. 1;
FIG. 4 is a top plan view of the writing instrument of FIG. 1;
FIG. 5 is a bottom plan view of the writing instrument of FIG. 1; and,
FIG. 6 is a front perspective view of the writing instrument of FIG. 1, with the writing tip being projected.

[56] **References Cited**

U.S. PATENT DOCUMENTS

D. 408,057 4/1999 Izushima D19/48
D. 409,660 5/1999 Izushima D19/57

1 Claim, 2 Drawing Sheets

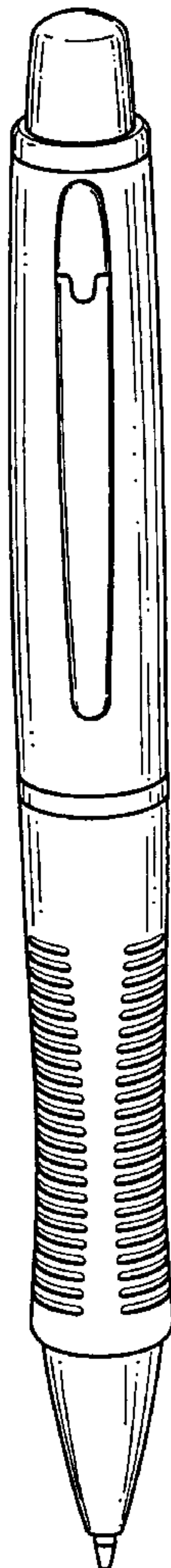


FIG. 4

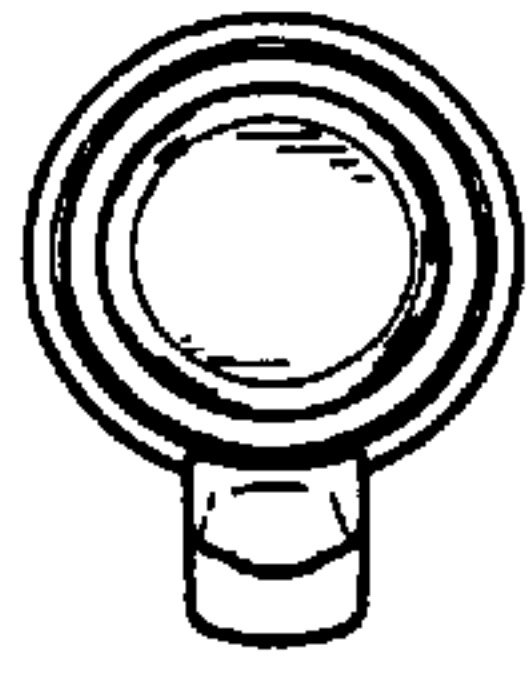


FIG. 5

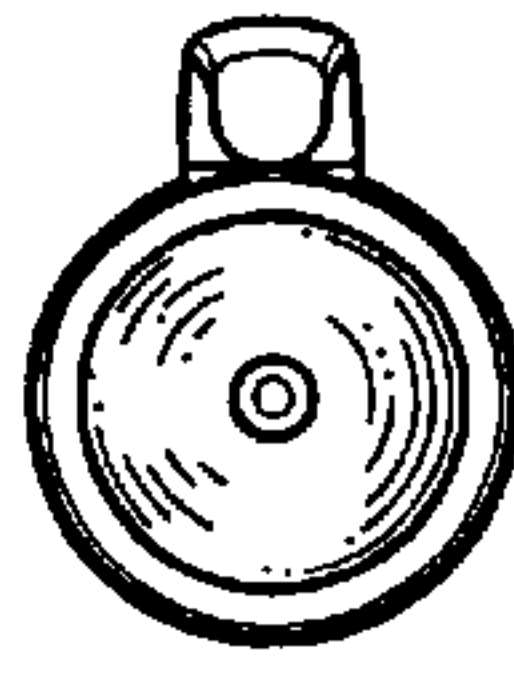


FIG. 2




FIG. 1

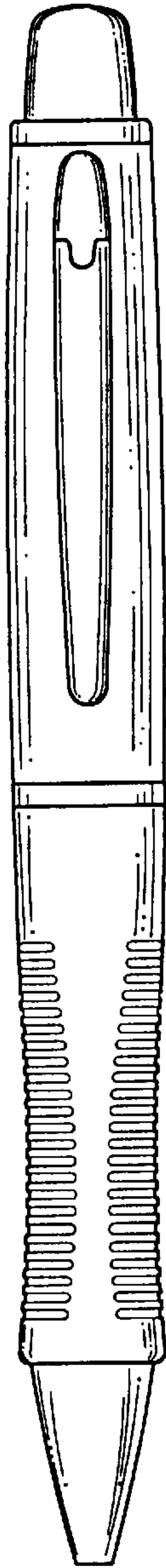


FIG. 3

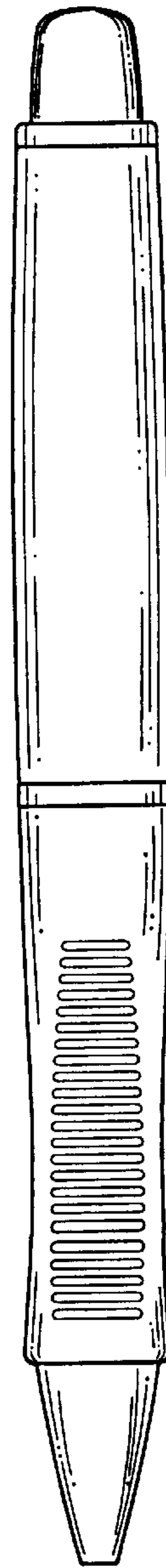


FIG. 6

