



US00D430205S

United States Patent [19] Eskandry

[11] Patent Number: **Des. 430,205**

[45] Date of Patent: **** Aug. 29, 2000**

[54] **MULTI-MEDIA AND ACCESSORY CARRIER BOARD AND BINDER INSERT**

[76] Inventor: **Ezra D. Eskandry**, 1925 Brickell Ave., D901, Miami, Fla. 33129

[**] Term: **14 Years**

[21] Appl. No.: **29/111,697**

[22] Filed: **Oct. 1, 1999**

[51] **LOC (7) Cl.** **19-04**

[52] **U.S. Cl.** **D19/33; D6/626**

[58] **Field of Search** D3/303, 201, 900; D6/407, 626; D19/26, 27, 28, 32, 33; 206/307, 307.1, 308.1, 308.3; 402/79, 80 R; 281/15.1, 29, 31, 35, 38; 40/405, 765, 771, 775, 776

[56] **References Cited**

U.S. PATENT DOCUMENTS

D. 271,700	12/1983	Boughner et al.	D19/33
D. 303,809	10/1989	Klein	D19/27
D. 325,817	5/1992	Call	D6/626
D. 352,604	11/1994	Johnson	D3/303
D. 363,603	10/1995	Leveen et al.	D3/303
D. 391,605	3/1998	Wyant	D19/27

D. 393,947	5/1998	Alves et al.	D3/303
D. 411,402	6/1999	Udwin et al.	D6/626
D. 414,935	10/1999	Bould	D3/301

Primary Examiner—Martie K. Holtje
Attorney, Agent, or Firm—Robert C. Kain, Jr.

[57] **CLAIM**

I claim the ornamental design for the multi-media and accessory carrier board and binder, as shown.

DESCRIPTION

FIG. 1 is a front view of the multi-media and accessory carrier board and binder insert.

FIG. 2 is a rear view of the multi-media and accessory carrier board and binder insert.

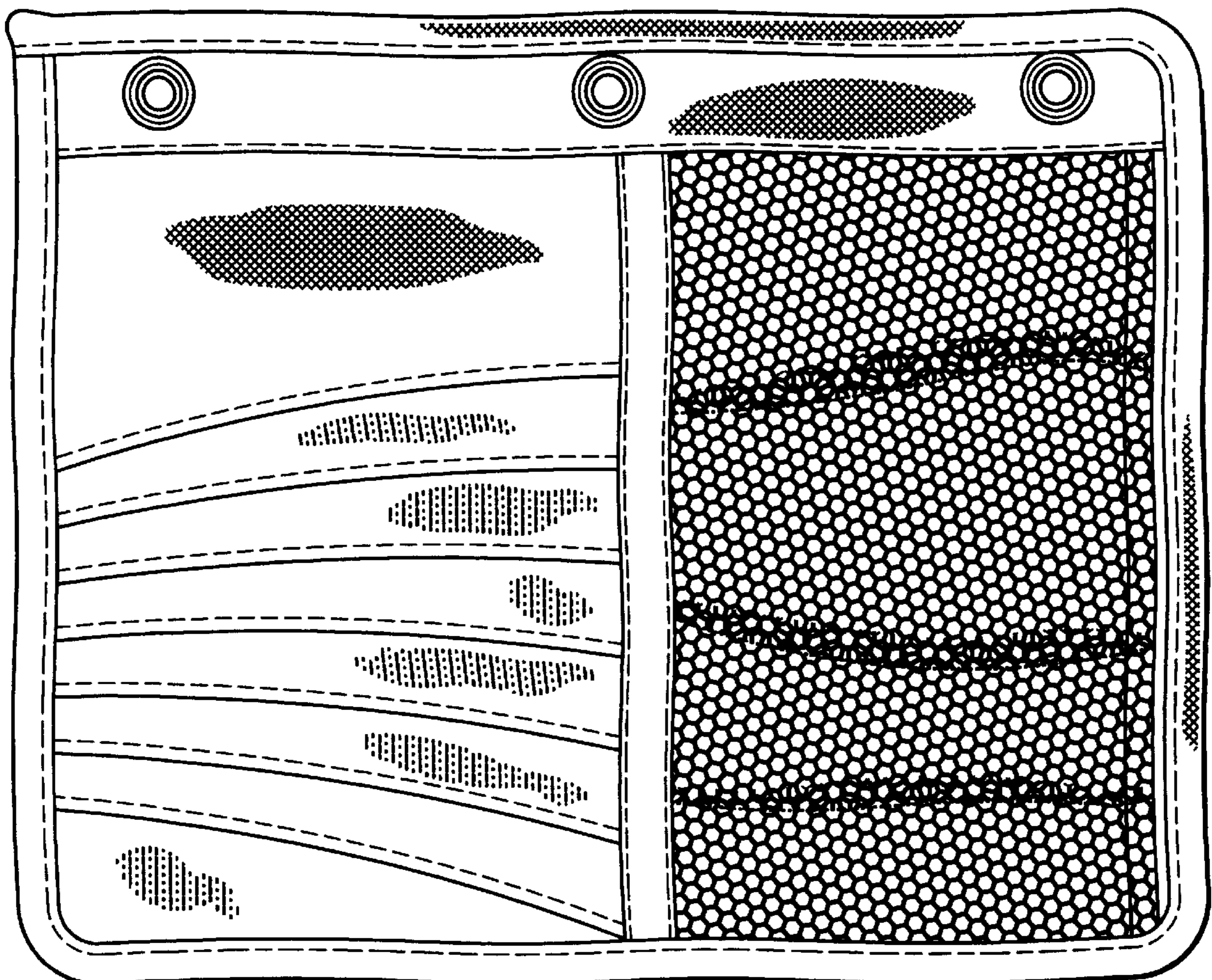
FIG. 3 is a left view of the multi-media and accessory carrier board and binder insert.

FIG. 4 is a right view of the multi-media and accessory carrier board and binder insert.

FIG. 5 is a top view of the multi-media and accessory carrier board and binder insert; and,

FIG. 6 is a bottom view of the multi-media and accessory carrier board and binder insert.

1 Claim, 4 Drawing Sheets



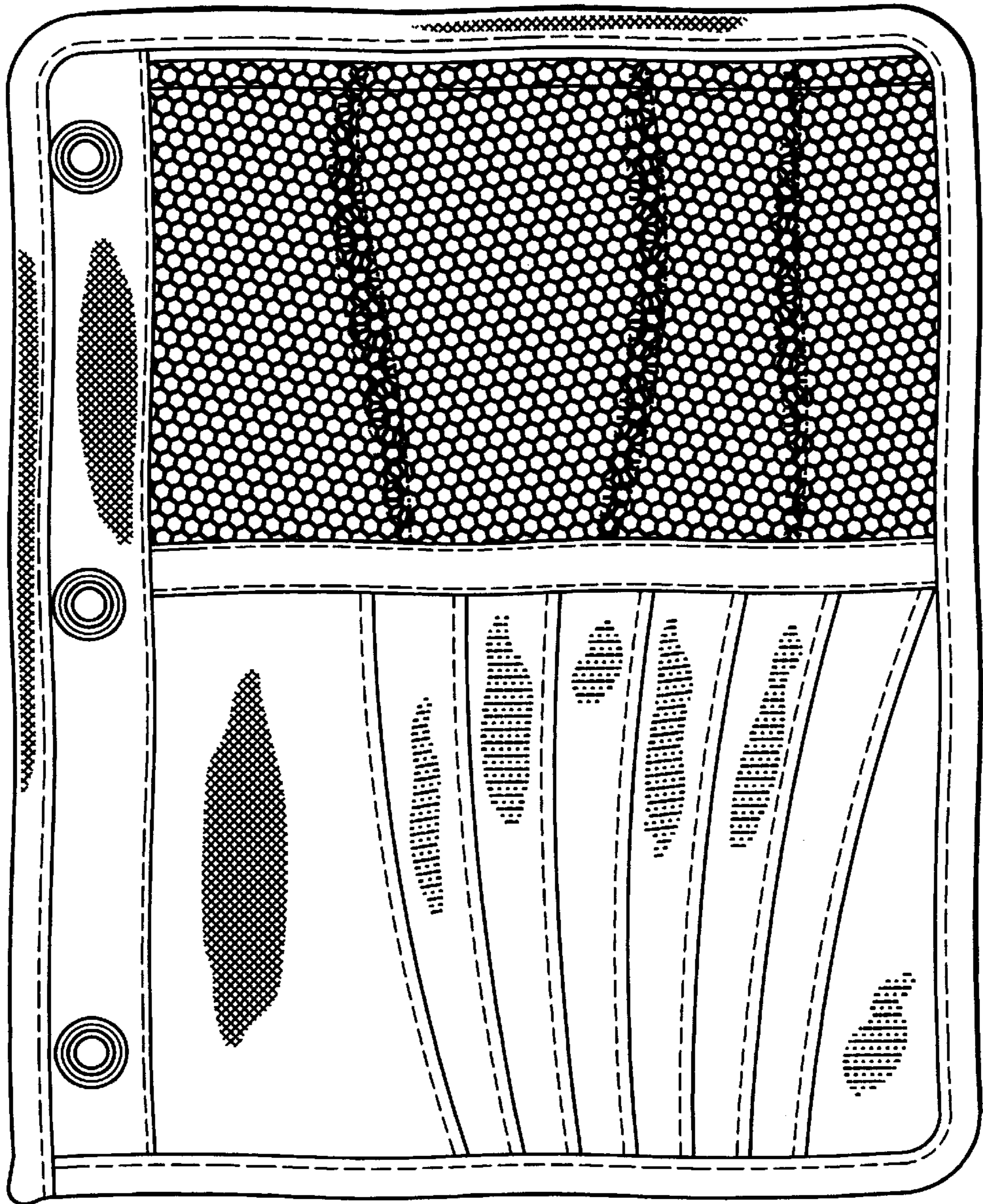


FIG. 1

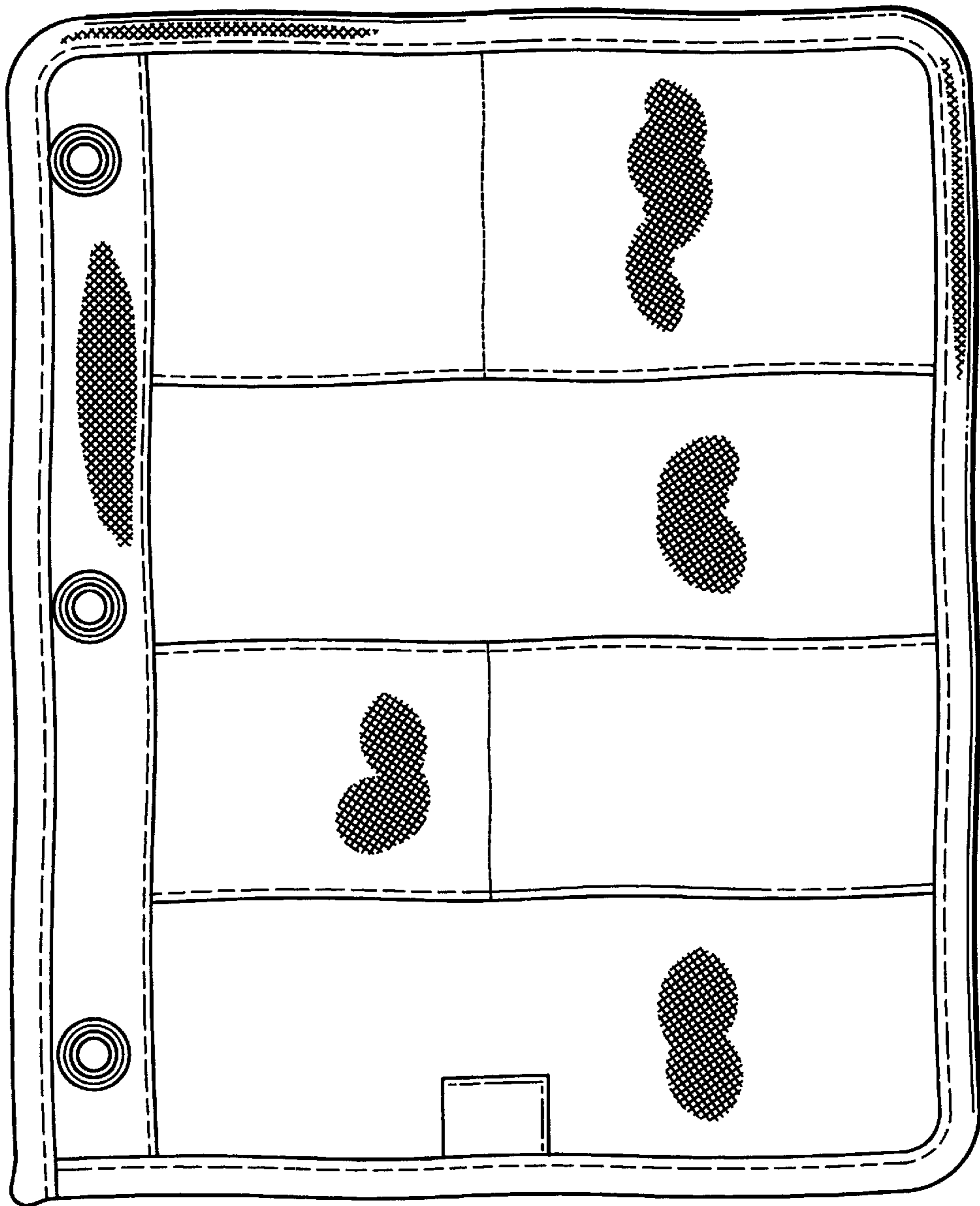


FIG. 2

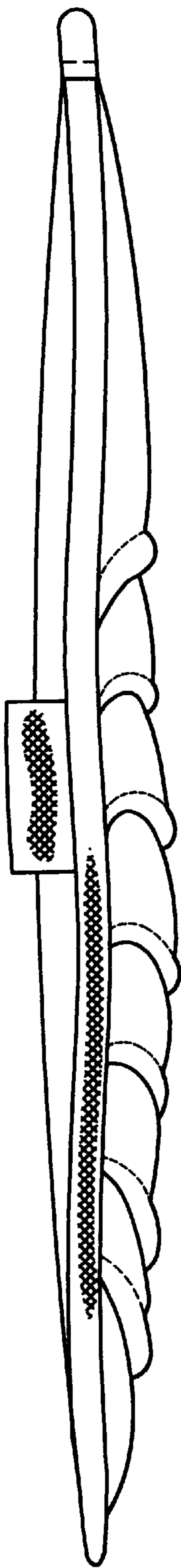


FIG. 3

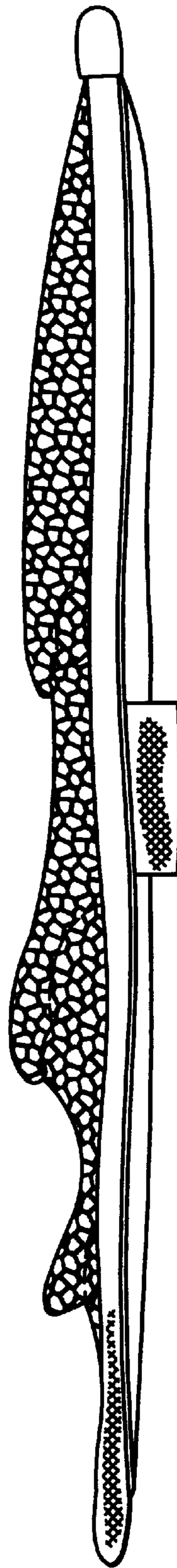


FIG. 4

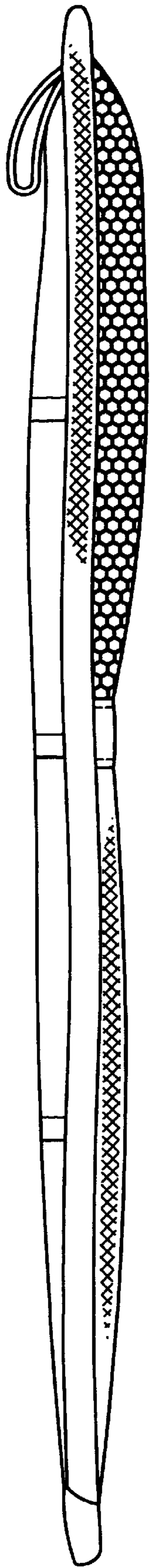


FIG. 5

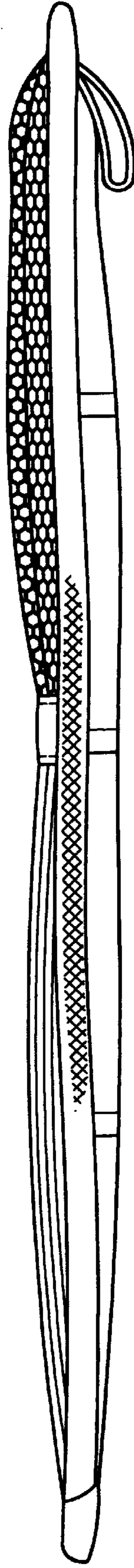


FIG. 6