



US00D430194S

**United States Patent** [19]  
**Tanaka**

[11] **Patent Number: Des. 430,194**

[45] **Date of Patent: \*\* Aug. 29, 2000**

[54] **DECORATIVE BOARD OF SOUND HOLE OF GUITAR**

D. 254,312	2/1980	Stelling	.....	D17/20
4,394,830	7/1983	Damiano	.....	84/267
4,649,793	3/1987	Blackshear et al.	.....	84/453
5,883,322	3/1999	Baker	.....	84/453

[75] Inventor: **Nobumasa Tanaka**, Shizuoka-ken, Japan

*Primary Examiner*—Adir Aronovich  
*Attorney, Agent, or Firm*—Ostrolenk, Faber, Gerb & Soffen, LLP

[73] Assignee: **Yamaha Corporation**, Japan

[\*\*] Term: **14 Years**

[21] Appl. No.: **29/099,067**

[57] **CLAIM**

[22] Filed: **Jan. 12, 1999**

The ornamental design for a decorative board of sound hole of guitar, as shown and described.

[30] **Foreign Application Priority Data**

**DESCRIPTION**

Jul. 13, 1998 [JP] Japan ..... 10-19916

[51] **LOC (7) Cl.** ..... **17-03**

FIG. 1 is a front view of a decorative board of a sound hole of a guitar showing my new design;

[52] **U.S. Cl.** ..... **D17/20**

FIG. 2 is one side view thereof, the opposite side view being a identical;

[58] **Field of Search** ..... D17/14, 15, 18, D17/19, 20, 99; 84/267, 290-293, 453; 150/162

FIG. 3 is a bottom view thereof;

FIG. 4 is a top view thereof; and,


FIG. 5 is a rear view thereof.

[56] **References Cited**

**U.S. PATENT DOCUMENTS**

D. 245,725 9/1977 Stelling ..... D17/20

**1 Claim, 2 Drawing Sheets**






FIG. 1



FIG. 2

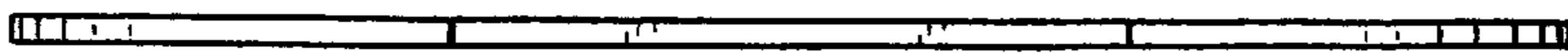


FIG. 3

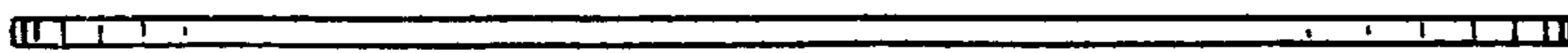


FIG. 4

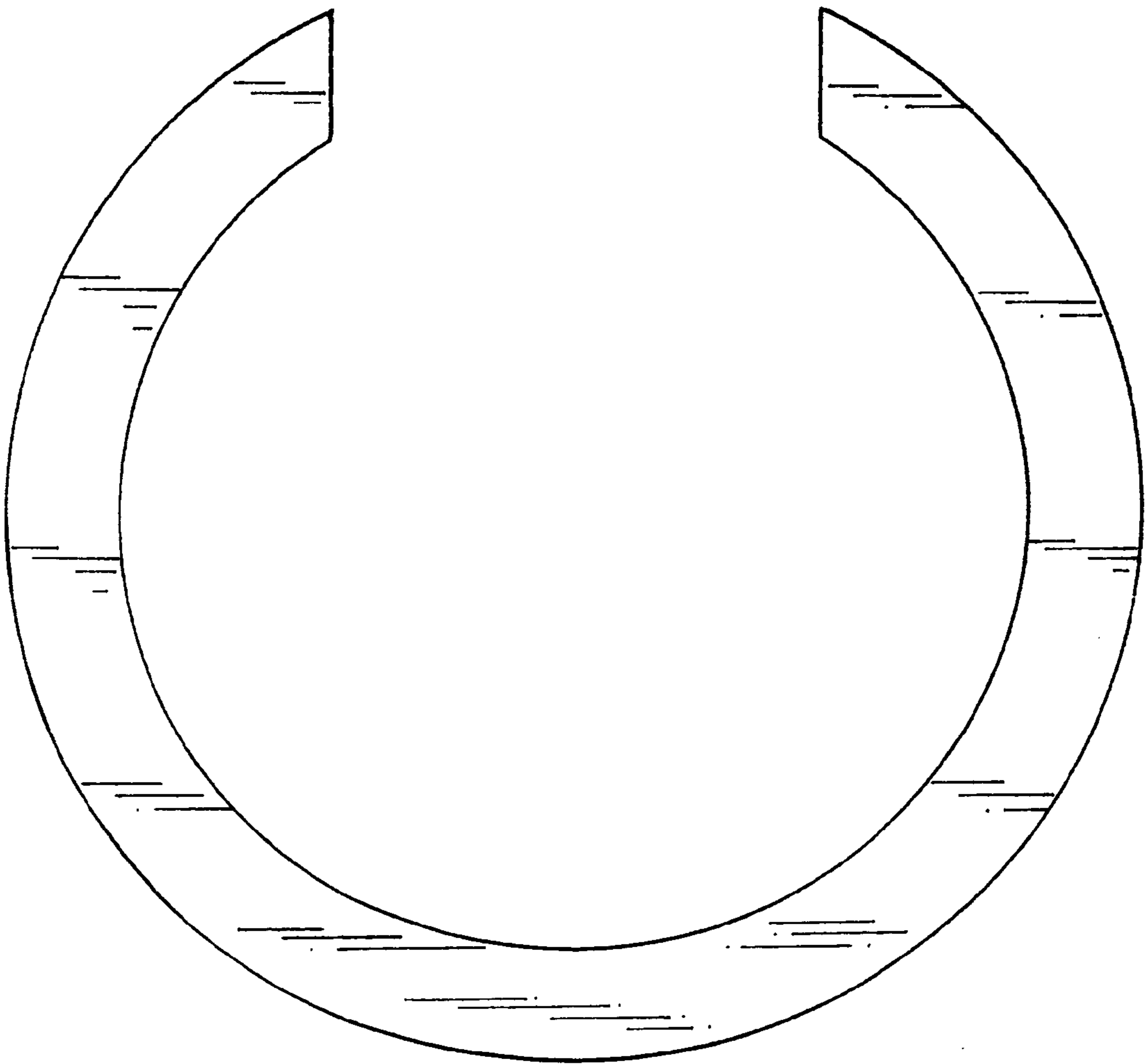


FIG. 5