

US00D430191S

United States Patent [19]
Hirschman et al.

[11] **Patent Number: Des. 430,191**

[45] **Date of Patent: ** Aug. 29, 2000**

[54] **SAFETY EYEGLASS FRAME**

[75] Inventors: **Richard Hirschman**, Albertson; **Jason Hirschman**, Bohemia, both of N.Y.

[73] Assignee: **Pareto Corporation**, Bohemia, N.Y.

[**] Term: **14 Years**

[21] Appl. No.: **29/113,788**

[22] Filed: **Nov. 10, 1999**

[51] **LOC (7) Cl.** **16-06**

[52] **U.S. Cl.** **D16/315**; D16/334

[58] **Field of Search** D16/101, 300-330,
D16/334; D29/109, 110; 351/41, 44, 51,
52, 103, 106, 158; 2/447, 448

[56] **References Cited**

U.S. PATENT DOCUMENTS

D. 47,916	10/1915	Fenno	D16/317
D. 84,362	6/1931	Nerney	D16/317
1,104,034	7/1914	Chapel	D16/315
4,550,989	11/1985	Hafner	351/103
4,561,734	12/1985	Ayache	351/106

OTHER PUBLICATIONS

Frames Catalog—Harley Davidson Eyewear Back Cover, 1996.

Accessories, p 21, Jul. 15, 1995.

Giorgio Armani, p19, Eyewear #702, 1995.

Primary Examiner—Raphael Barkai
Attorney, Agent, or Firm—Ostrolenk, Faber, Gerb & Soffen, LLP

[57] **CLAIM**

The ornamental design for a safety eyeglass frame, as shown and described.

DESCRIPTION

FIG. 1 is a perspective view of an eyeglass frame showing our new design;

FIG. 2 is a front view thereof;

FIG. 3 is a rear view thereof;

FIG. 4 is a top plan view thereof;

FIG. 5 is a bottom view; and,

FIG. 6 a right side view thereof (the left side view is symmetrical).

The broken line showing on the temple, temple tips, nose pads and nose arms is for illustrative purposes only and forms no part of the claimed design.

1 Claim, 4 Drawing Sheets





FIG. 1

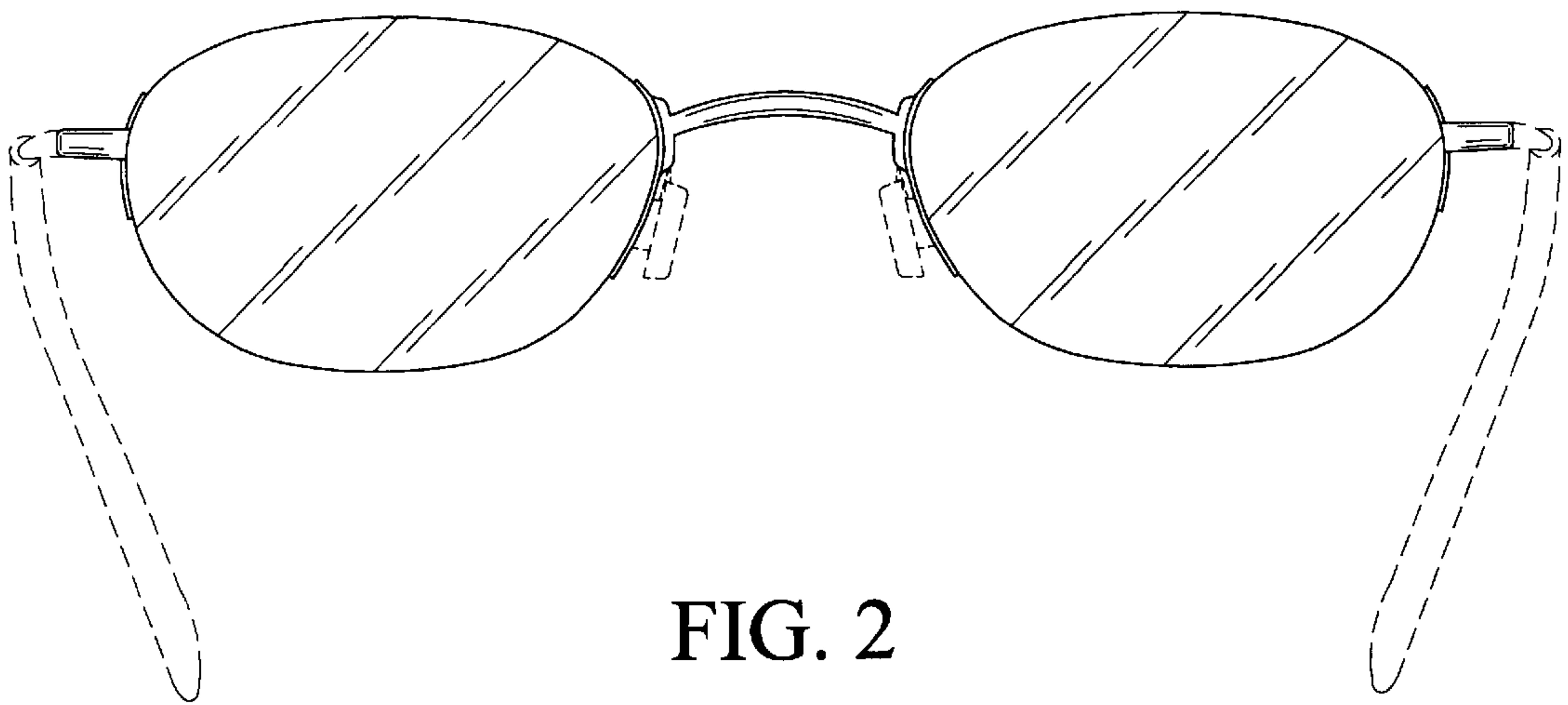


FIG. 2



FIG. 4

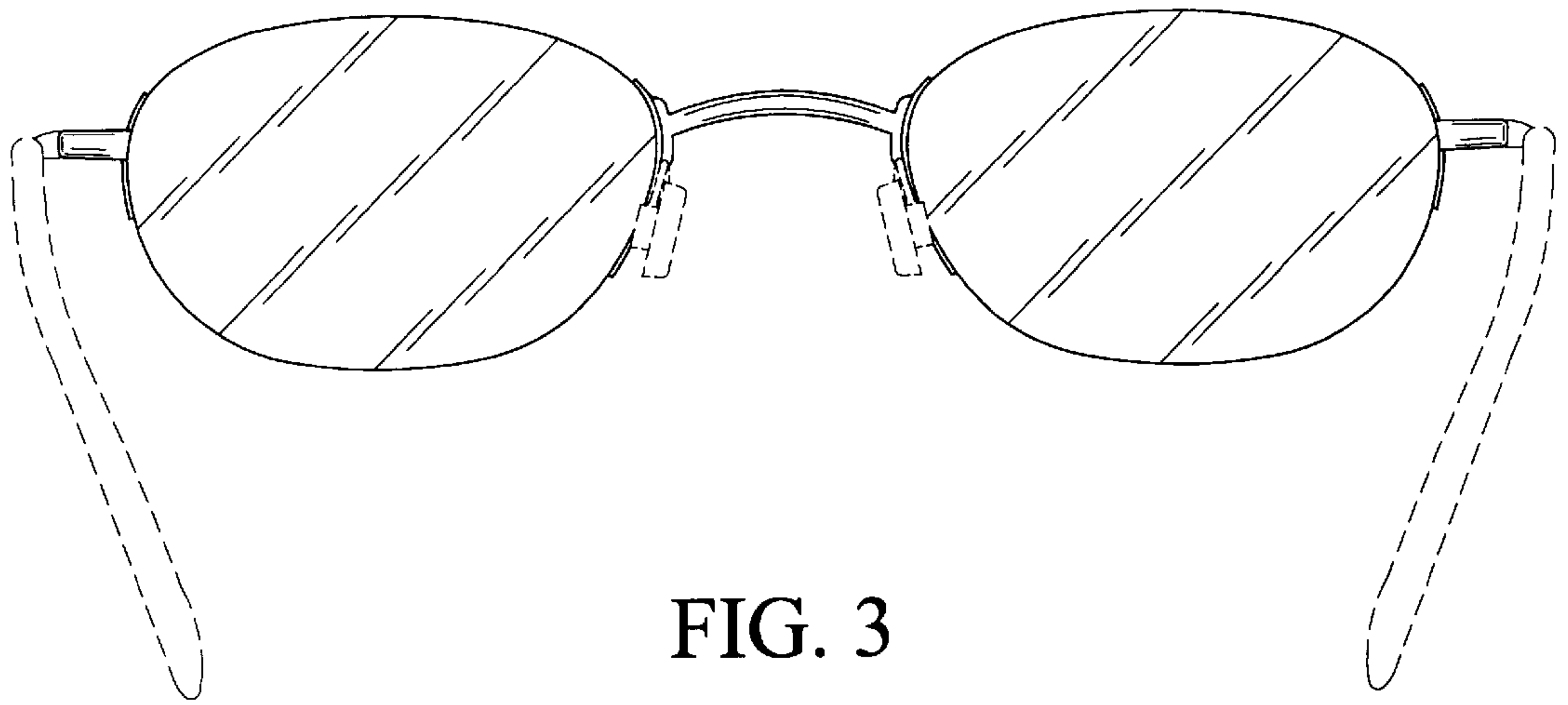


FIG. 3

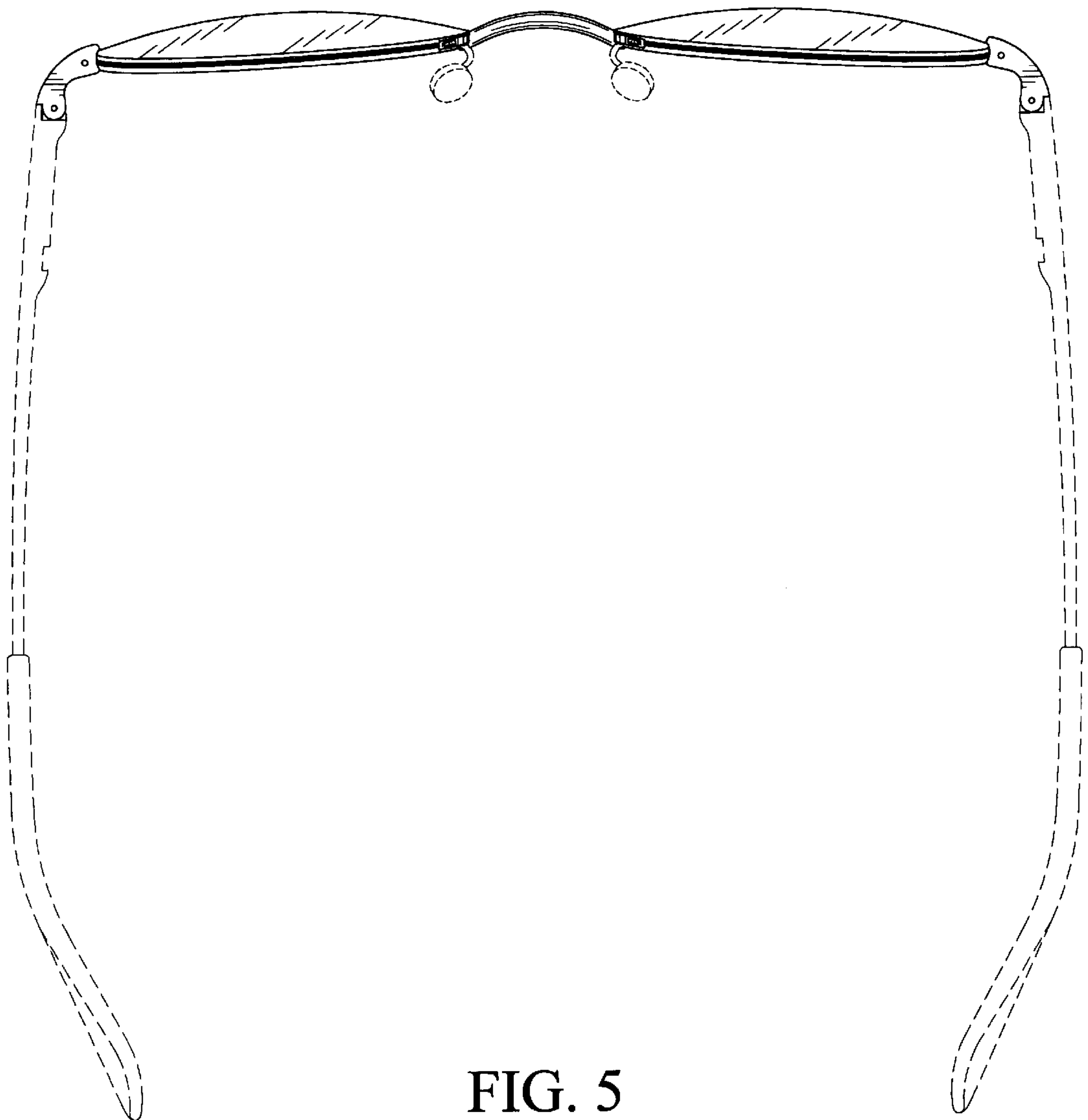


FIG. 5

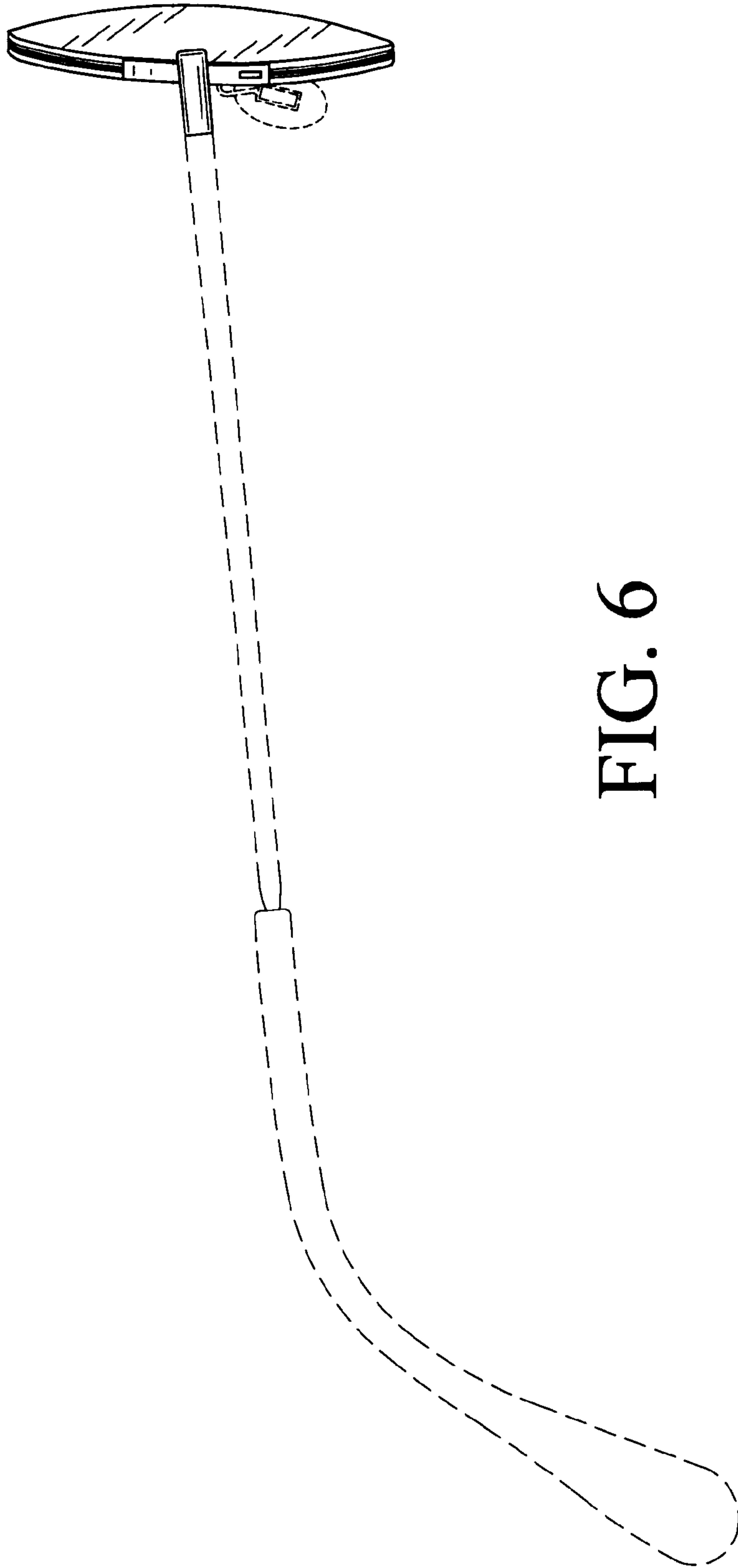


FIG. 6