



US00D430190S

**United States Patent** [19]  
**Hirschman et al.**

[11] **Patent Number: Des. 430,190**  
[45] **Date of Patent: \*\* Aug. 29, 2000**

[54] **EYEGLASS FRAME**

[75] Inventors: **Richard Hirschman**, Albertson; **Jason Hirschman**, Bohemia, both of N.Y.

[73] Assignee: **Pareto Corporation**, Bohemia, N.Y.

[\*\*] Term: **14 Years**

[21] Appl. No.: **29/111,364**

[22] Filed: **Sep. 24, 1999**

[51] **LOC (7) Cl.** ..... **16-06**

[52] **U.S. Cl.** ..... **D16/315**

[58] **Field of Search** ..... D16/101, 300-330,  
D16/334; 351/41, 44, 51, 52, 103, 158;  
2/447, 448

[56] **References Cited**

**U.S. PATENT DOCUMENTS**

D. 168,380	12/1952	Schumacher et al.	.....	D16/315
D. 371,567	7/1996	Fukuchi	.....	D16/315
D. 405,105	2/1999	Gerani	.....	D16/328
2,188,380	1/1940	Uhlemann	.....	D16/315
4,145,125	3/1979	Chika	.....	D16/323
5,642,177	6/1997	Nishioka	.....	351/44
5,956,116	9/1999	Ishiyama	.....	351/90

**OTHER PUBLICATIONS**

The Optician, p 13, Dec. 13, 1985.  
Giorgio Armani Catalog, Frame #649, #633, 1995.  
Frames Catalog, back cover, 1996.  
New York Times, Nov. 14, 1997.

*Primary Examiner*—Raphael Barkai  
*Attorney, Agent, or Firm*—Ostrolenk, Faber, Gerb & Soffen, LLP


[57] **CLAIM**

The ornamental design for an eyeglass frame, as shown and described.

**DESCRIPTION**

FIG. 1 is a perspective view of an eyeglass frame showing my new design;  
FIG. 2 is a front view thereof;  
FIG. 3 is a rear view thereof;  
FIG. 4 is a top view thereof;  
FIG. 5 is a rear view; and,  
FIG. 6 is a right side view thereof (the left side view is symmetrical).  
The broken line showing on the temple and temple tips is for illustrative purposes only and forms no part of the claimed design.

**1 Claim, 4 Drawing Sheets**





**FIG. 1**

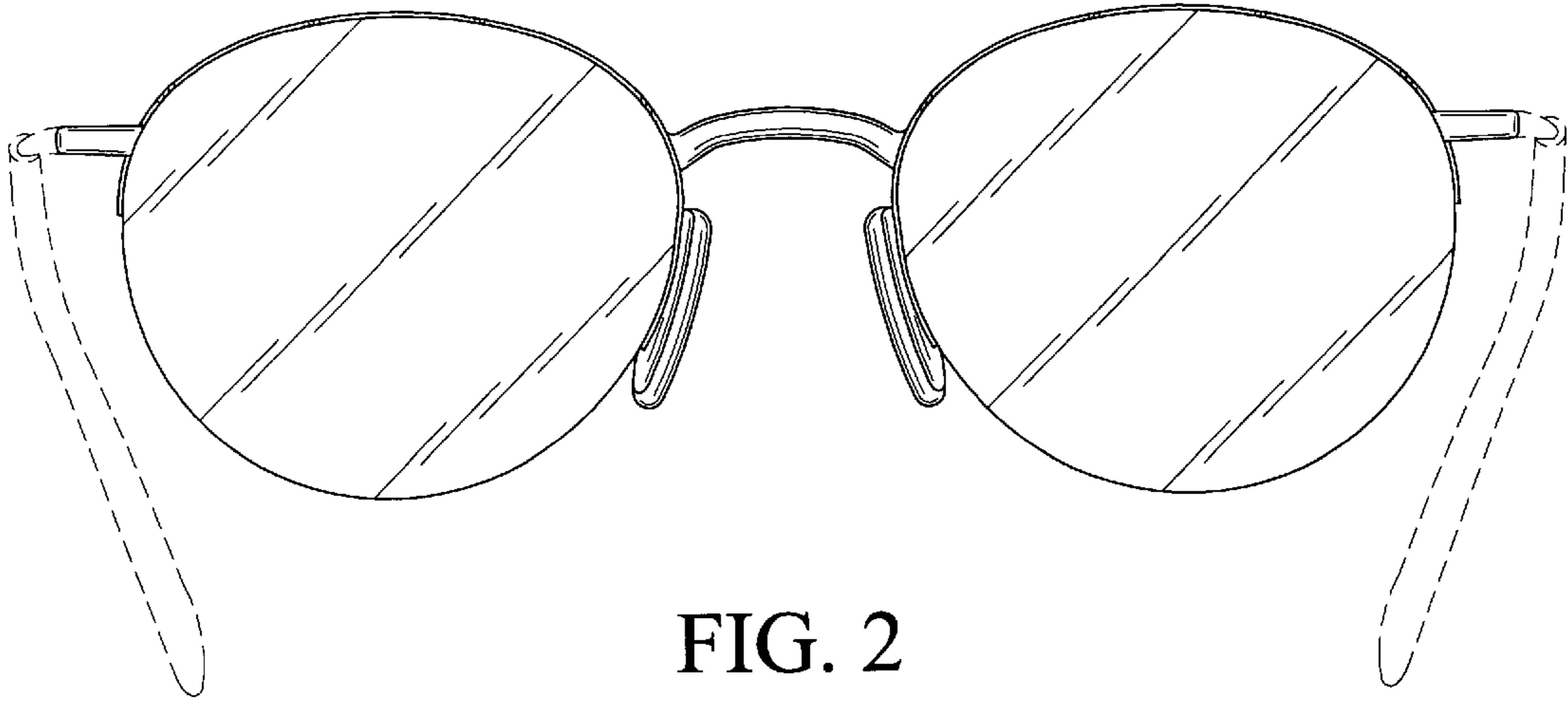


FIG. 2

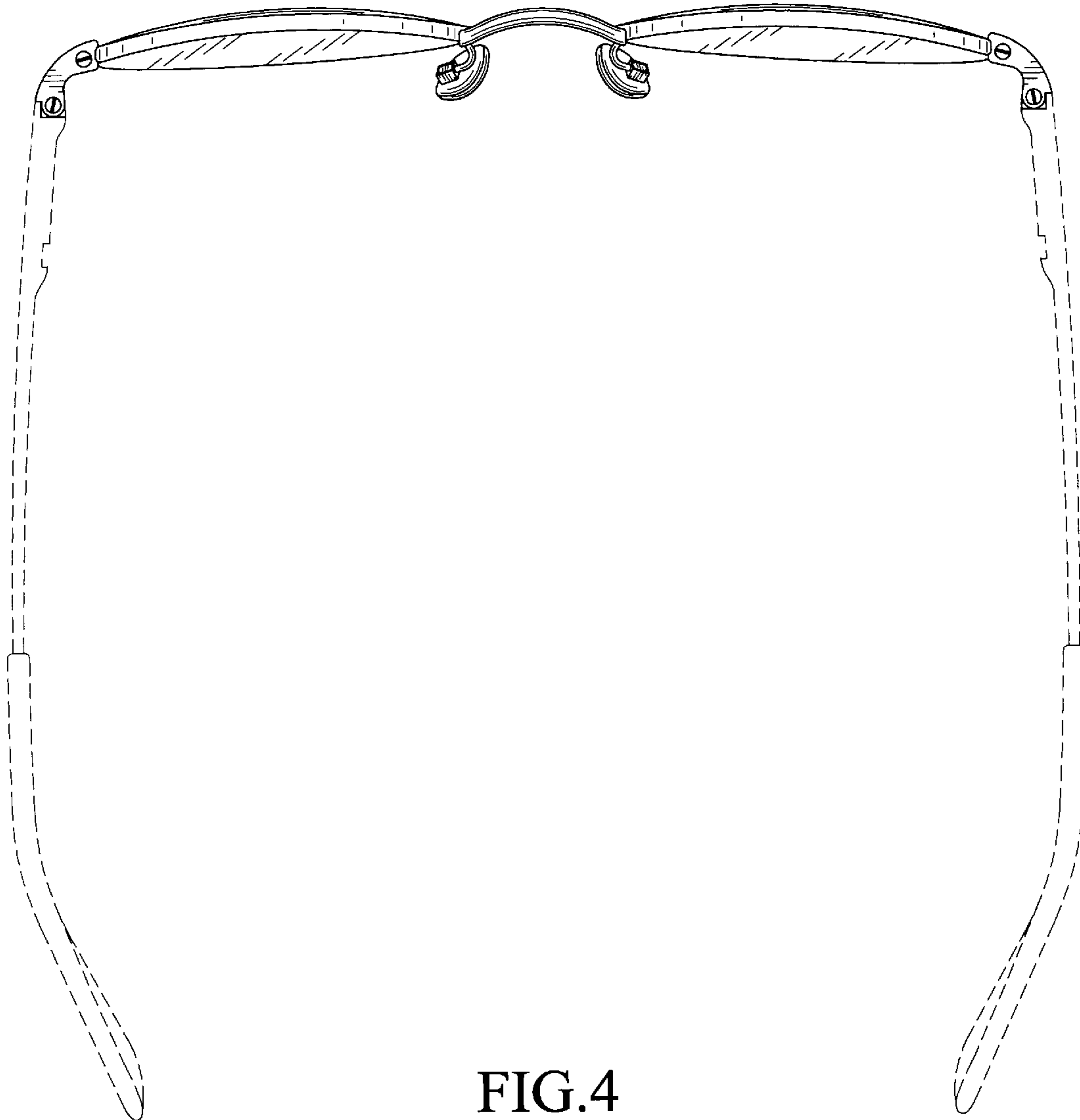


FIG. 4

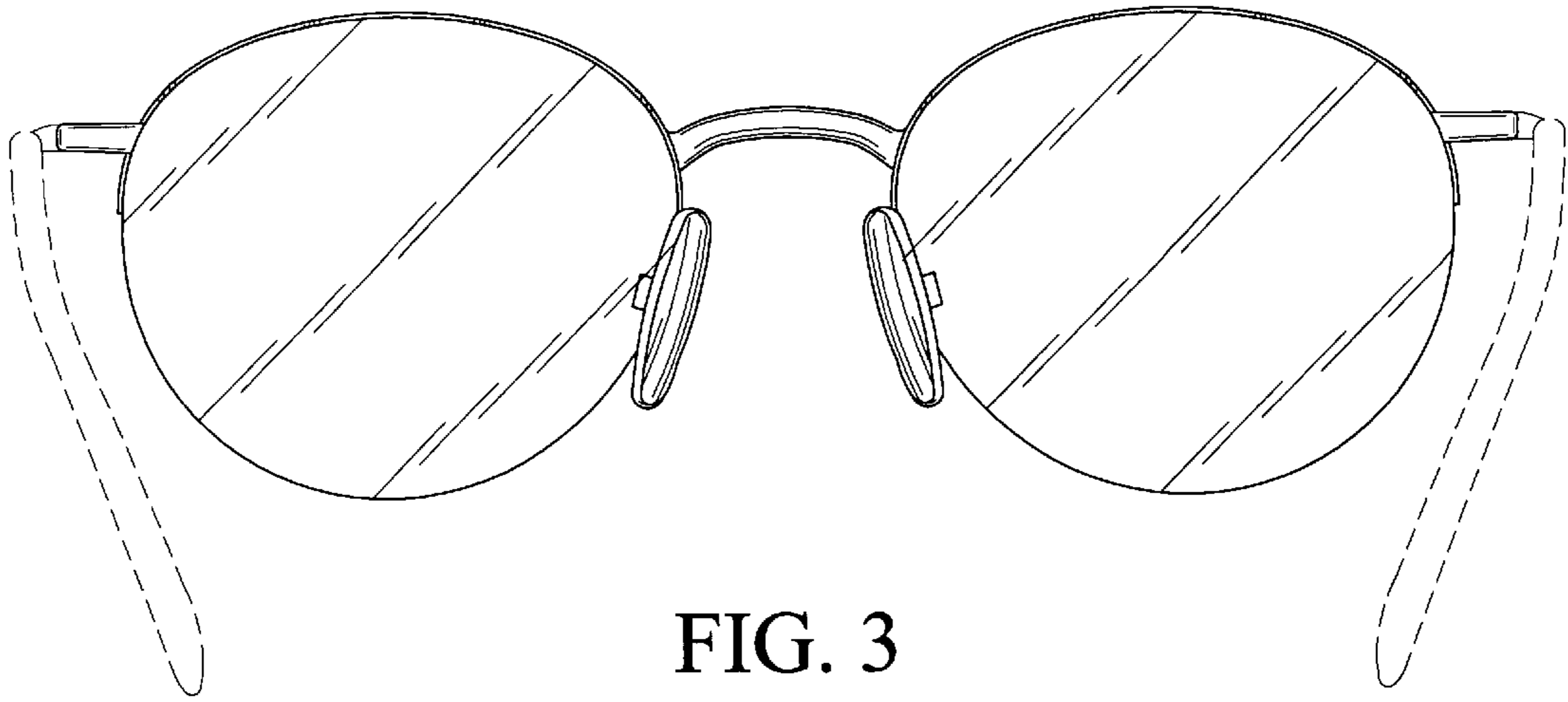


FIG. 3

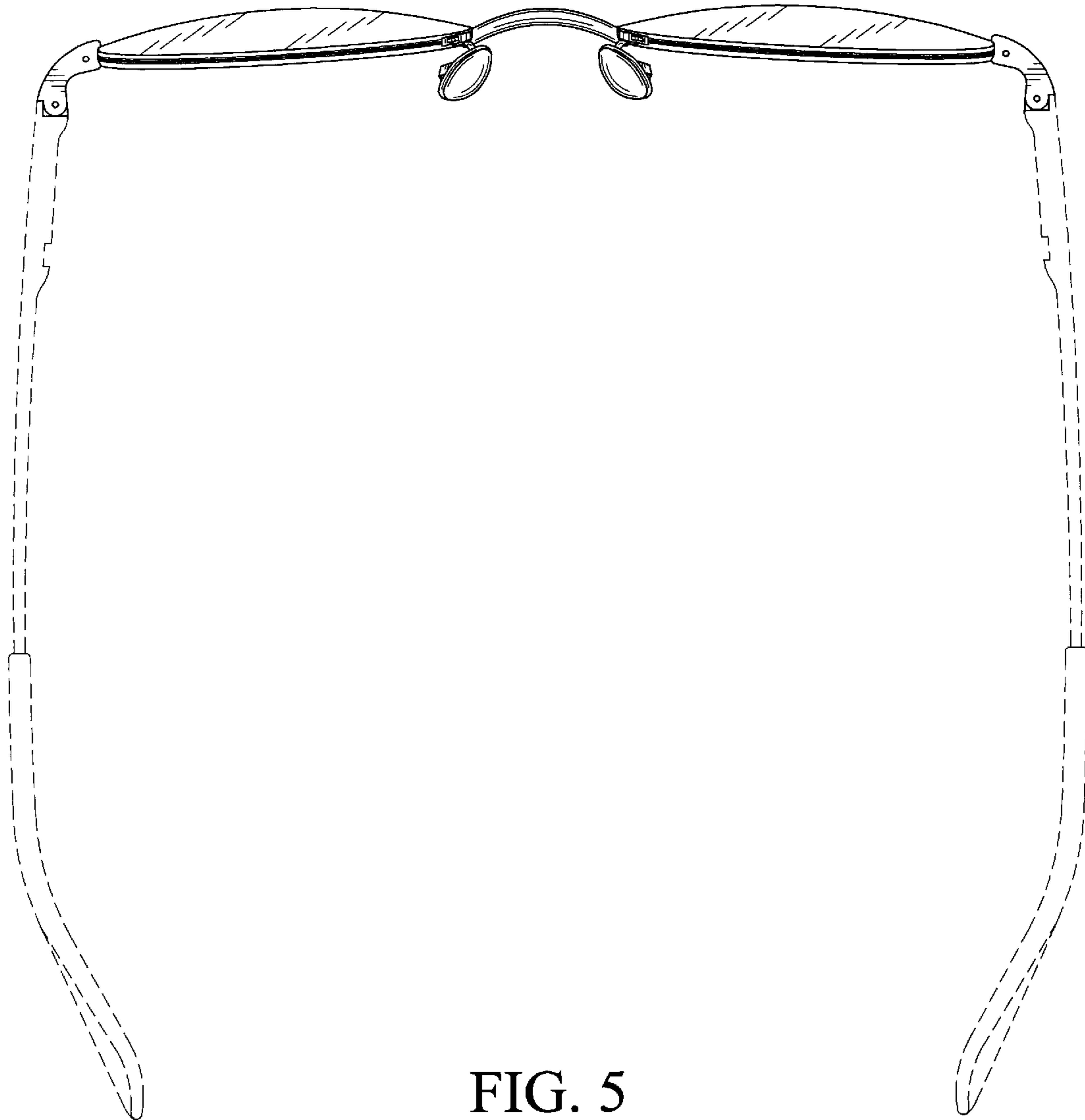


FIG. 5

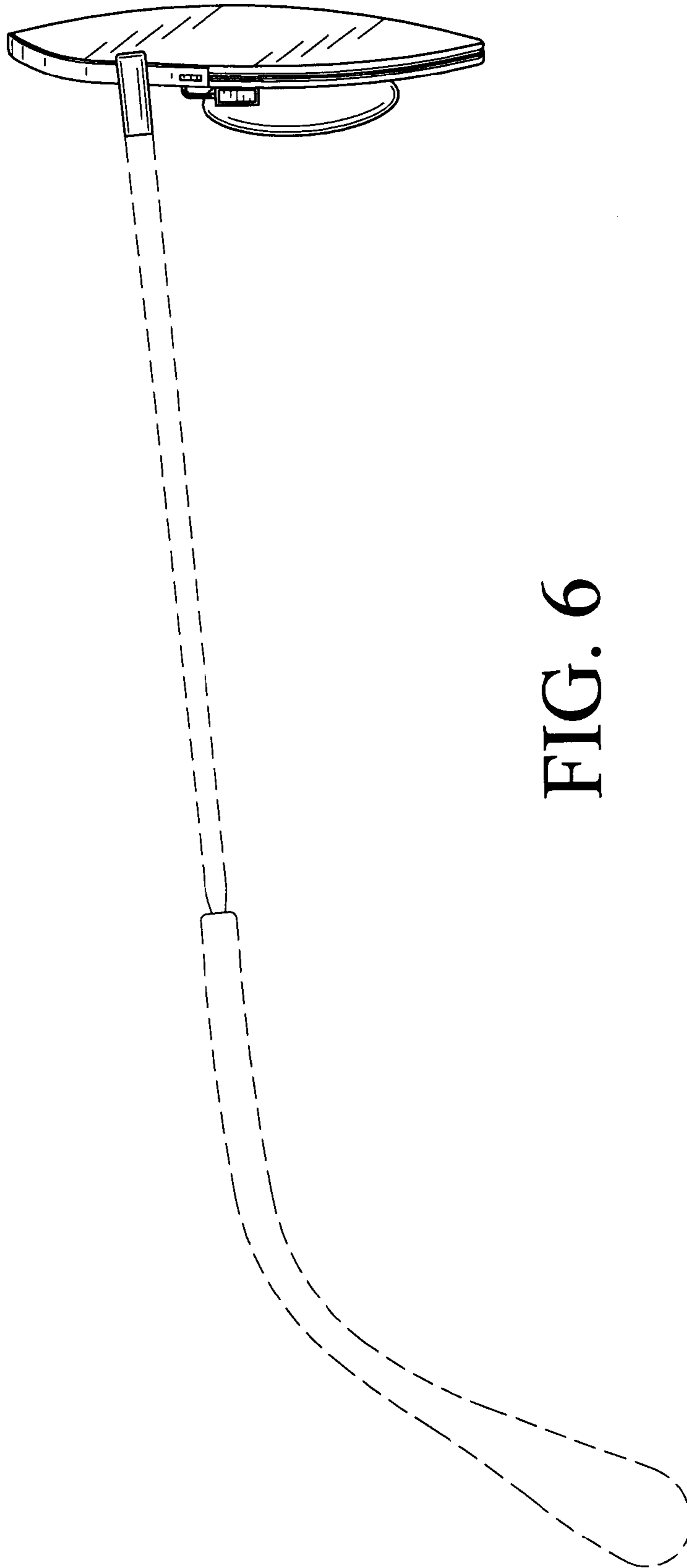


FIG. 6