

US00D430178S

United States Patent [19]

Hartlöhner et al.

[11] Patent Number: Des. 430,178

[45] Date of Patent: ** Aug. 29, 2000

[54] CUTTING INSERT

[75] Inventors: **Rudi Hartlöhner**, Tuchenbach; **Franz Havrda**, Grossenseebach, both of Germany

[73] Assignee: **Kennametal Inc.**, Latrobe, Pa.

[**] Term: 14 Years

[21] Appl. No.: 29/115,450

[22] Filed: Dec. 13, 1999

Related U.S. Application Data

[62] Division of application No. 29/107,502, Jul. 7, 1999.

[51] LOC (7) Cl. 15-09

[52] U.S. Cl. D15/139

[58] Field of Search D15/139; 407/113-118

[56] References Cited

U.S. PATENT DOCUMENTS

5,180,258 1/1993 Bernadic D15/139 X

Primary Examiner—Antoine Duval Davis
Attorney, Agent, or Firm—Larry R. Meenan

[57] CLAIM

The ornamental design for a cutting insert, as shown and described.

DESCRIPTION

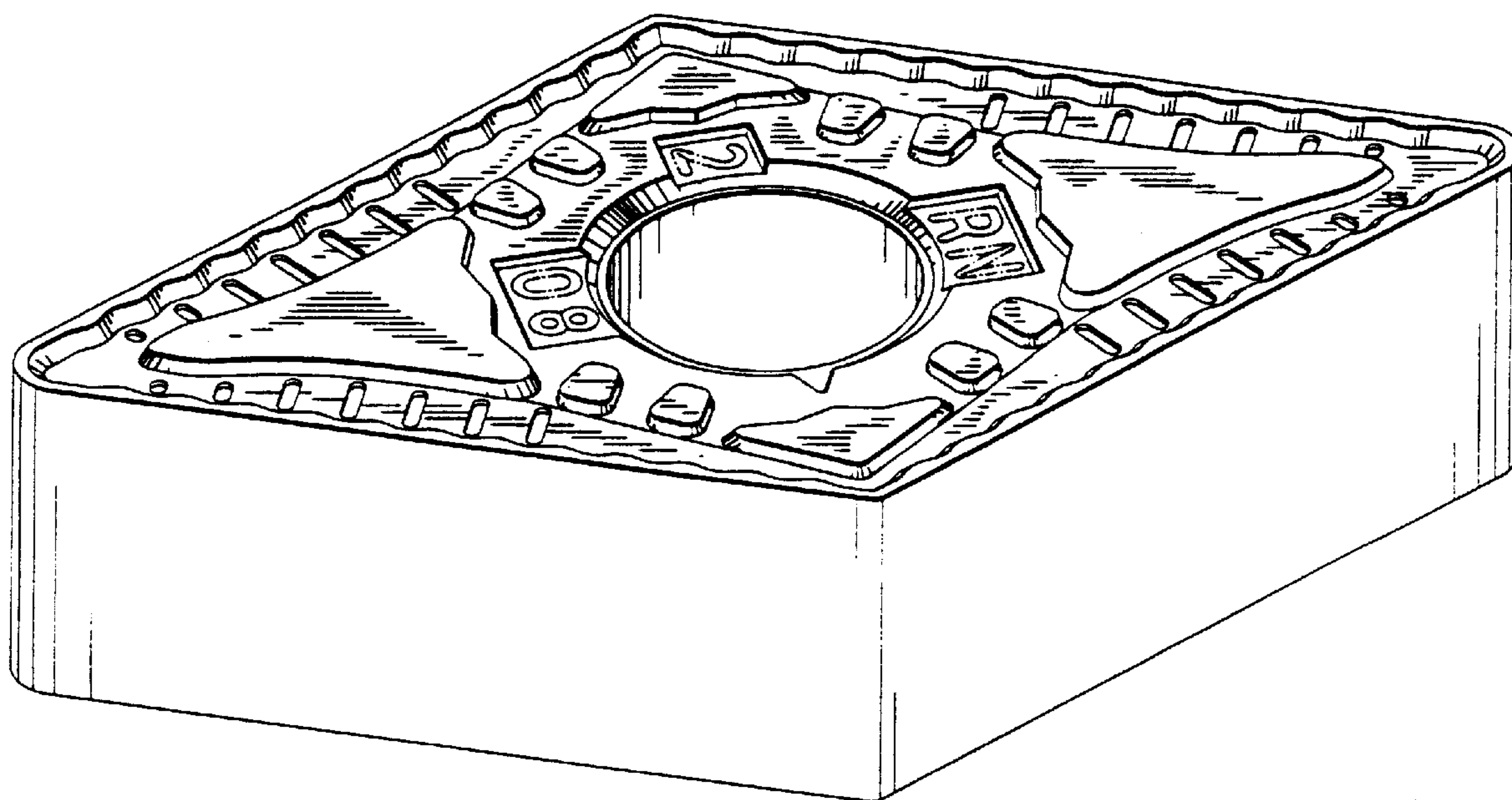
FIG. 1 is a perspective view of an alternate cutting insert showing a modified embodiment of our new design;

FIG. 2 is a top plan view of the cutting insert of FIG. 1, with the bottom view being a mirror image thereof; and,

FIG. 3 is a side view thereof, with the remaining side views being a mirror image thereof.

The broken line showing of is for illustrative purposes only and forms no part of the claimed design.

1 Claim, 2 Drawing Sheets



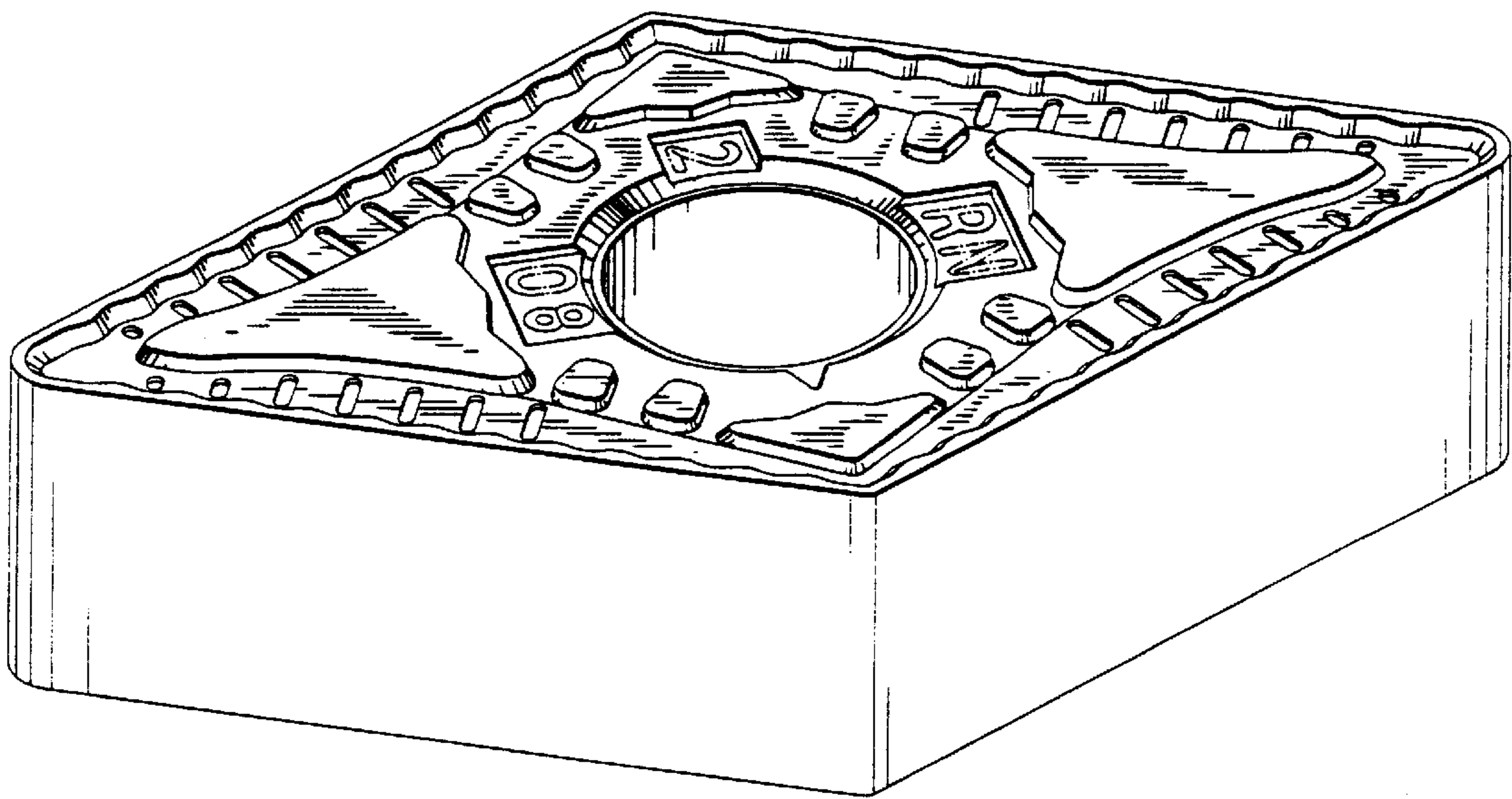


FIG. 1

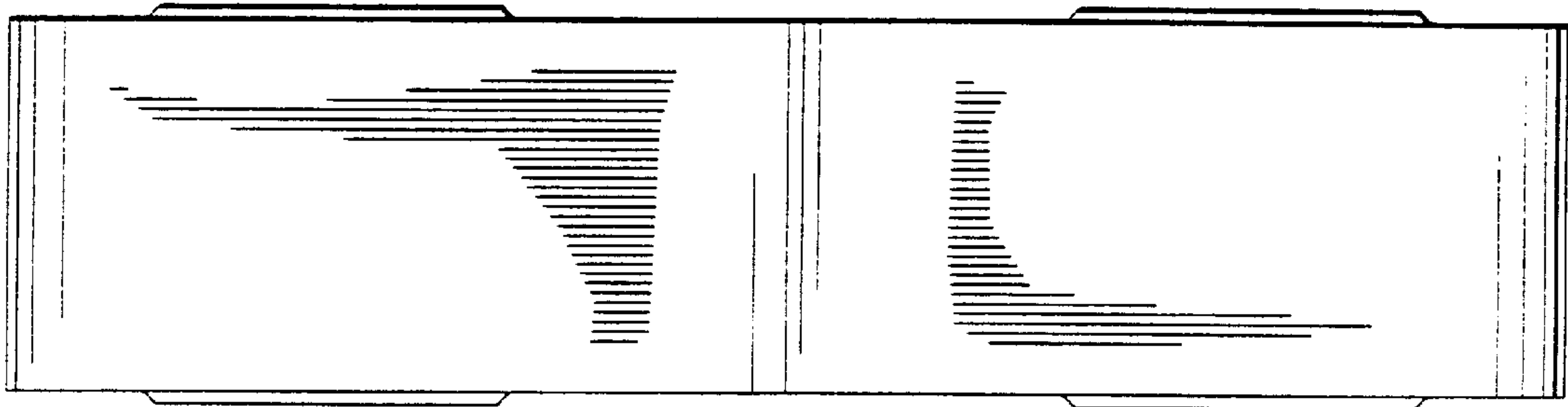


FIG. 3




FIG. 2