



US00D430177S

United States Patent [19]

[11] **Patent Number: Des. 430,177**

Fuchs et al.

[45] **Date of Patent: ** *Aug. 29, 2000**

[54] **CUTTING BLADE**

[75] Inventors: **Wolfgang Fuchs**, Filderstadt; **Eduard Gansel**, Dettenhausen; **Uwe Engelfried**, Ostfildern; **Rudolf Fuchs**, Neuhausen, all of Germany

[73] Assignee: **Robert Bosch GmbH**, Stuttgart, Germany

[*] Notice: This patent is subject to a terminal disclaimer.

[**] Term: **14 Years**

[21] Appl. No.: **29/099,939**

[22] Filed: **Feb. 1, 1999**

[30] **Foreign Application Priority Data**

Jul. 31, 1998 [DE] Germany 498 07 635

[51] **LOC (7) Cl.** **15-09**

[52] **U.S. Cl.** **D15/139**

[58] **Field of Search** D8/70; D15/138, D15/139; 30/338, 273, 278, 279.2, 355, 356, 357; 83/676, 699.21, 830, 831, 835, 837, 838, 845

[56] **References Cited**

U.S. PATENT DOCUMENTS

1,006,779 10/1911 Nichols 30/273

Primary Examiner—Antoine Duval Davis
Attorney, Agent, or Firm—Michael J. Striker

[57] **CLAIM**

The ornamental design for a cutting blade, as shown and described.

DESCRIPTION

FIG. 1 is a side plan view of a cutting blade showing our new design;

FIG. 2 is a side view opposite FIG. 1;

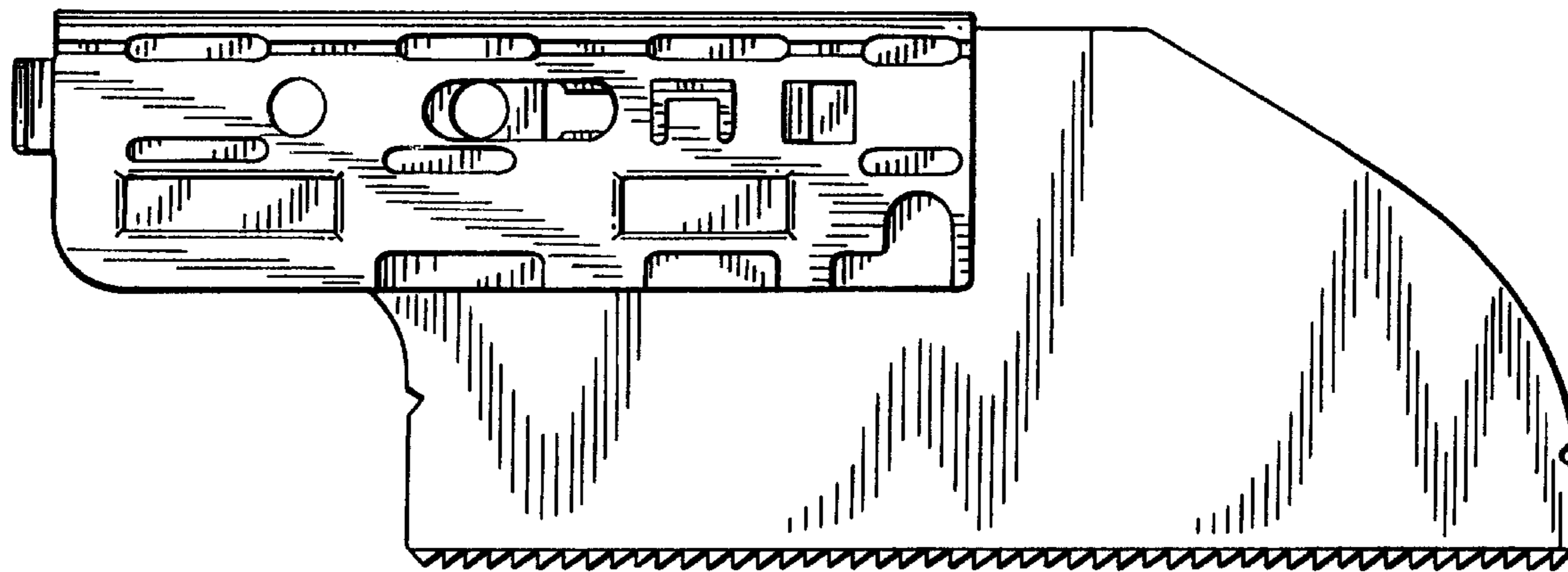
FIG. 3 is a top plan view thereof;

FIG. 4 is a bottom plan view thereof;

FIG. 5 is a front plan view thereof; and,

FIG. 6 is a rear view thereof.

1 Claim, 2 Drawing Sheets



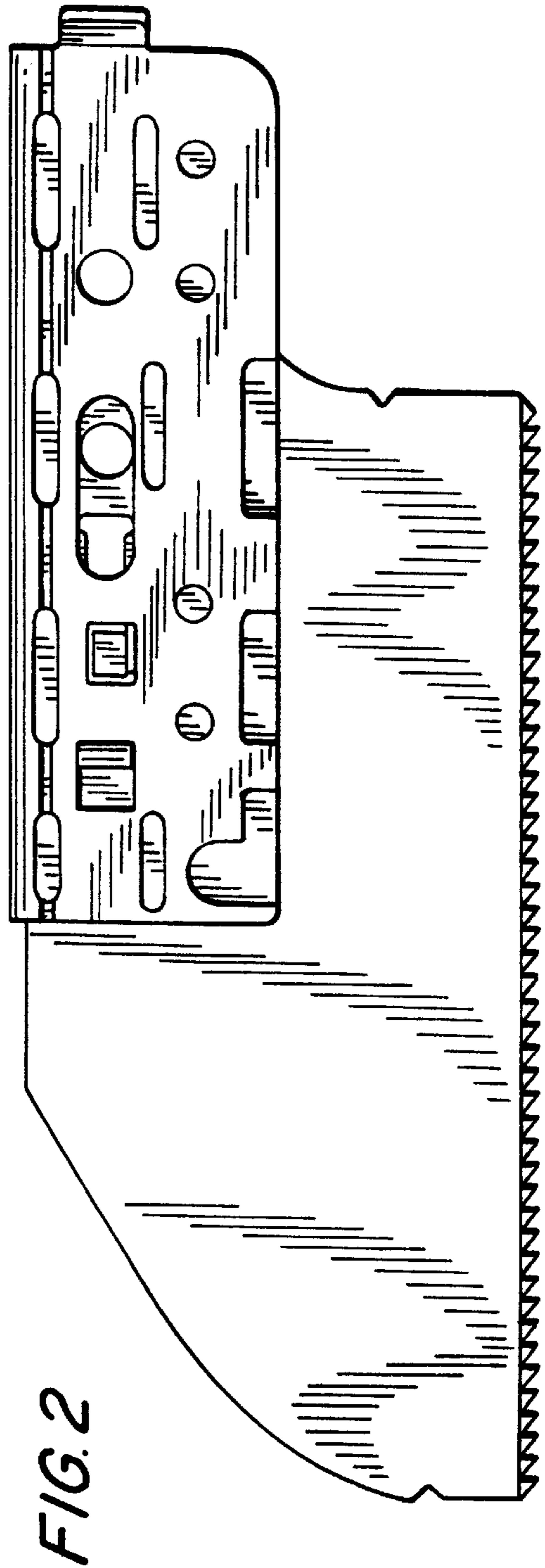
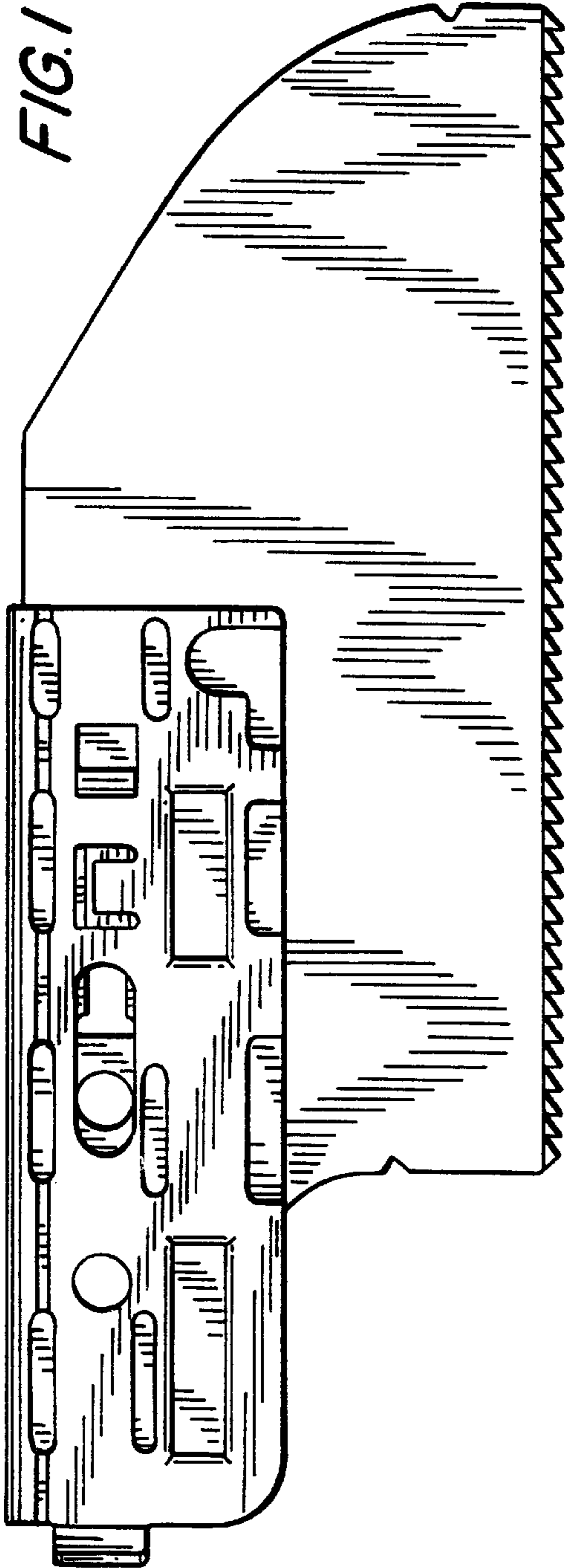


FIG.3



FIG.4

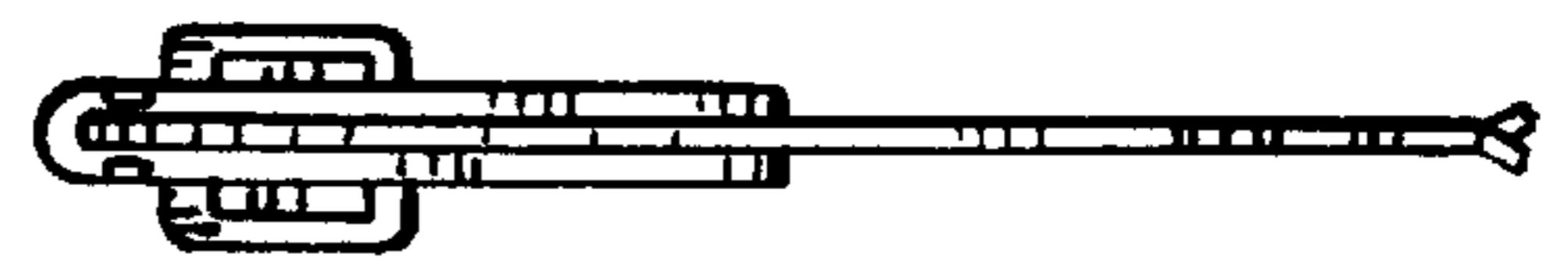


FIG.5

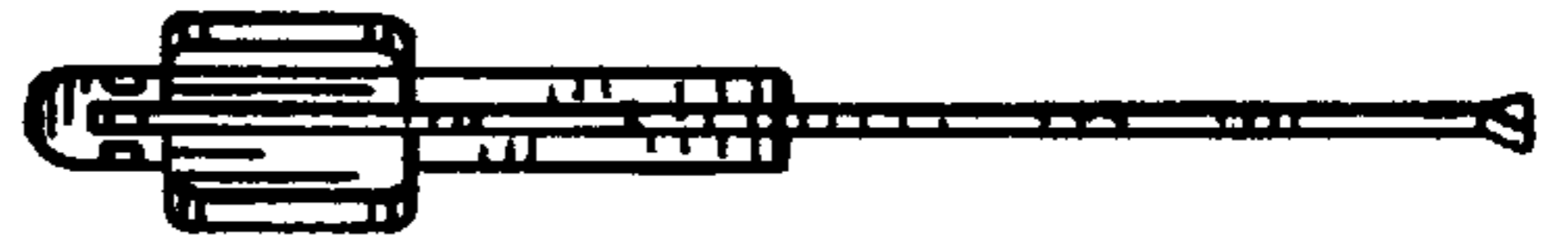


FIG.6