



US00D430169S

**United States Patent** [19]  
**Scibora**

[11] **Patent Number: Des. 430,169**

[45] **Date of Patent: \*\* Aug. 29, 2000**

[54] **INTERACTIVE MULTIMEDIA CONTROL  
PANEL WITH SPEAKERS**

[75] Inventor: **Marco Scibora**, St. Paul, Minn.

[73] Assignee: **Advanced Communication Design,  
Inc.**, Bloomington, Minn.

[\*\*] Term: **14 Years**

[21] Appl. No.: **29/115,516**

[22] Filed: **Dec. 15, 1999**

[51] **LOC (7) Cl.** ..... **14-03**

[52] **U.S. Cl.** ..... **D14/496**

[58] **Field of Search** ..... D21/324-333;  
D14/496, 188, 204, 210, 239, 221; 463/1,  
29-35, 46, 47; 273/148 B; 381/150, 205,  
224; 345/156, 177, 905, 978

[56] **References Cited**

**U.S. PATENT DOCUMENTS**

- D. 358,408 5/1995 McGarry ..... D14/375 X
- D. 370,481 6/1996 Brooks ..... D14/496
- D. 394,255 5/1998 Napoleone et al. .... D14/496

- 5,212,733 5/1993 DeVitt et al. .... 345/978
- 5,559,301 9/1996 Bryan et al. .... 345/978
- 5,661,632 8/1997 Register ..... 345/905
- 5,974,386 10/1999 Ejima et al. .... 345/978
- 5,976,018 2/1999 Druckman ..... 463/47

*Primary Examiner*—Prabhakar Deshmukh  
*Attorney, Agent, or Firm*—Rider Bennett Egan & Arundel

[57] **CLAIM**

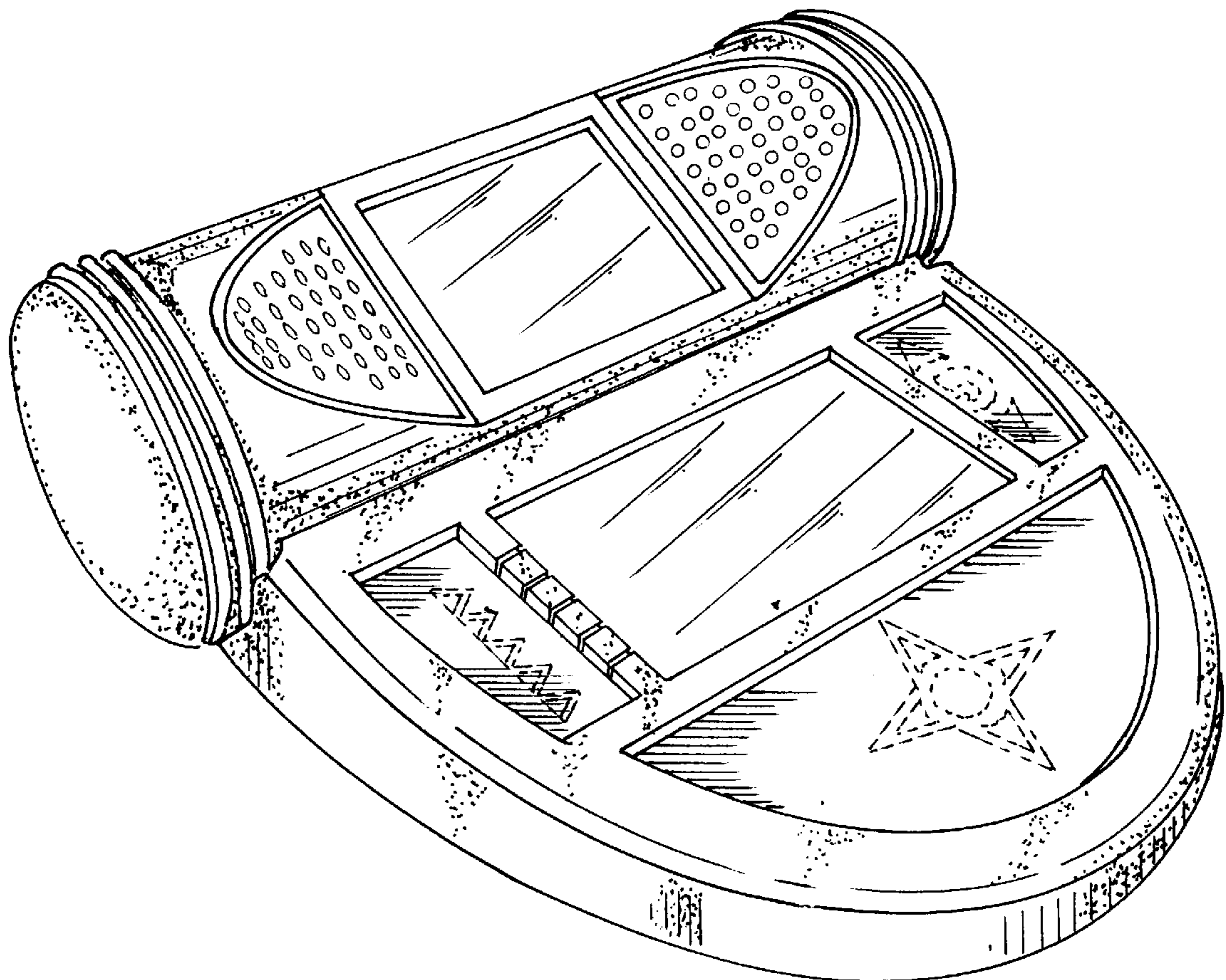
The ornamental design for an interactive multimedia control panel with speakers, as shown and described.

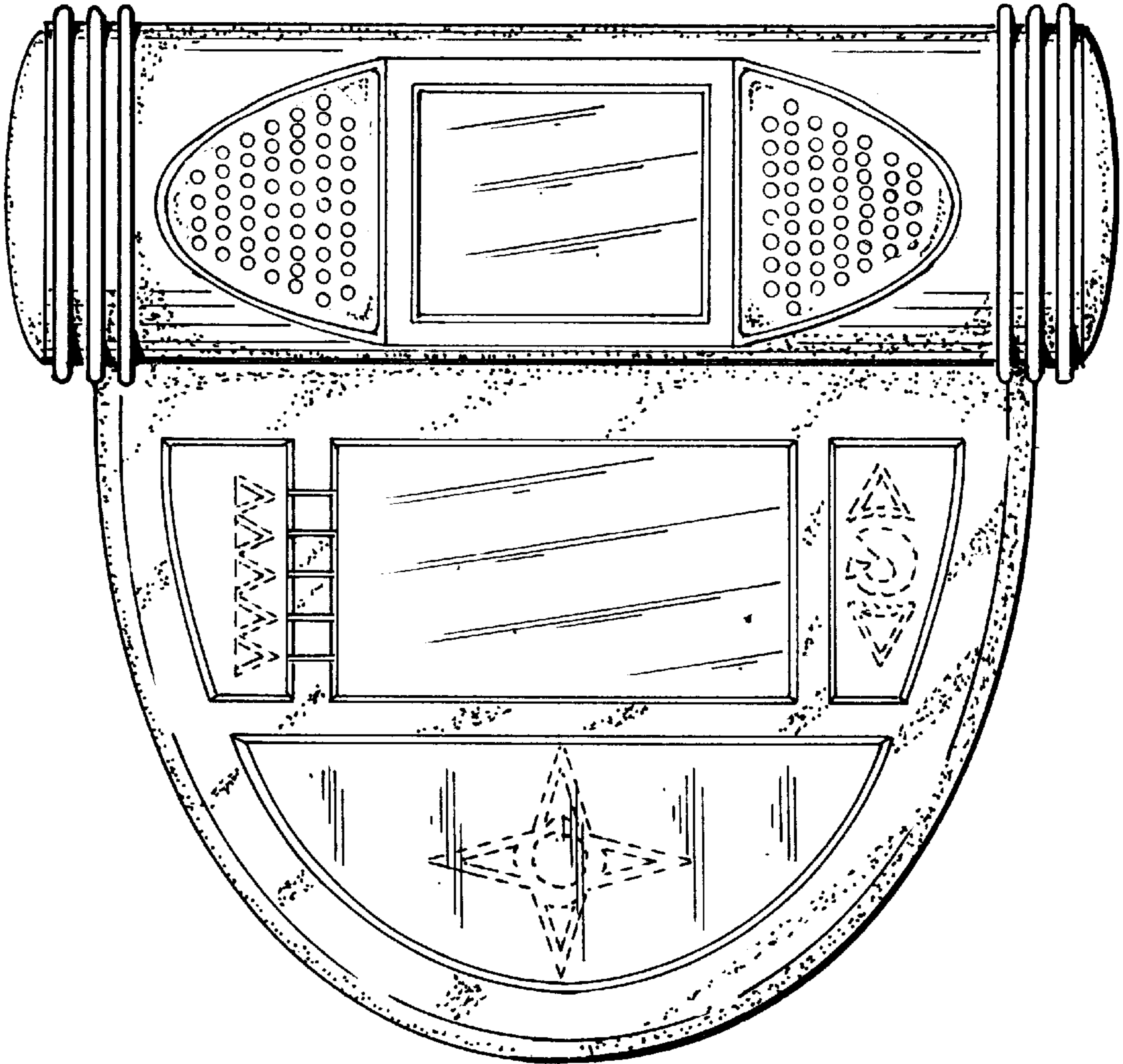
**DESCRIPTION**

FIG. 1 is a top plan of an interactive multimedia control panel with speakers showing my new design; FIG. 2 is a front elevational view; FIG. 3 is a top perspective view; FIG. 4 is a right side elevational view which is a mirror image of the left side view; FIG. 5 is a bottom plan view; and, FIG. 6 is a rear elevational view.

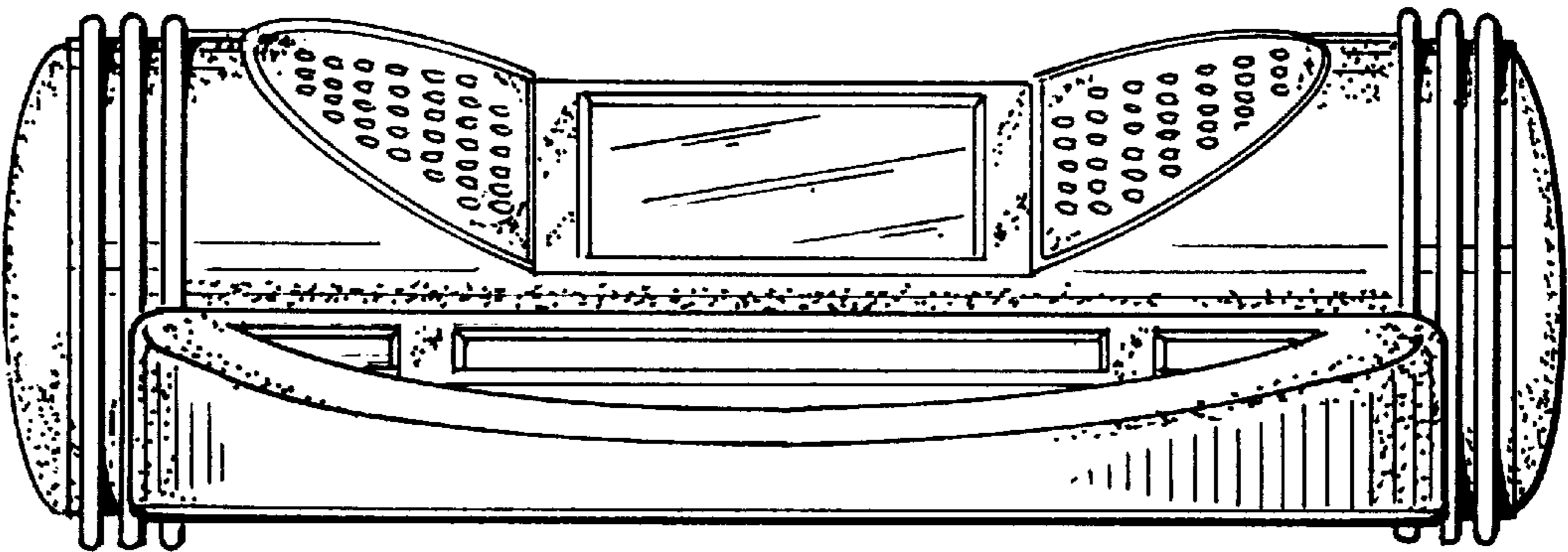
The broken are shown for illustrative purpose only and forms no part of the claimed design.

**1 Claim, 3 Drawing Sheets**





*Fig. 1.*



*Fig. 2.*

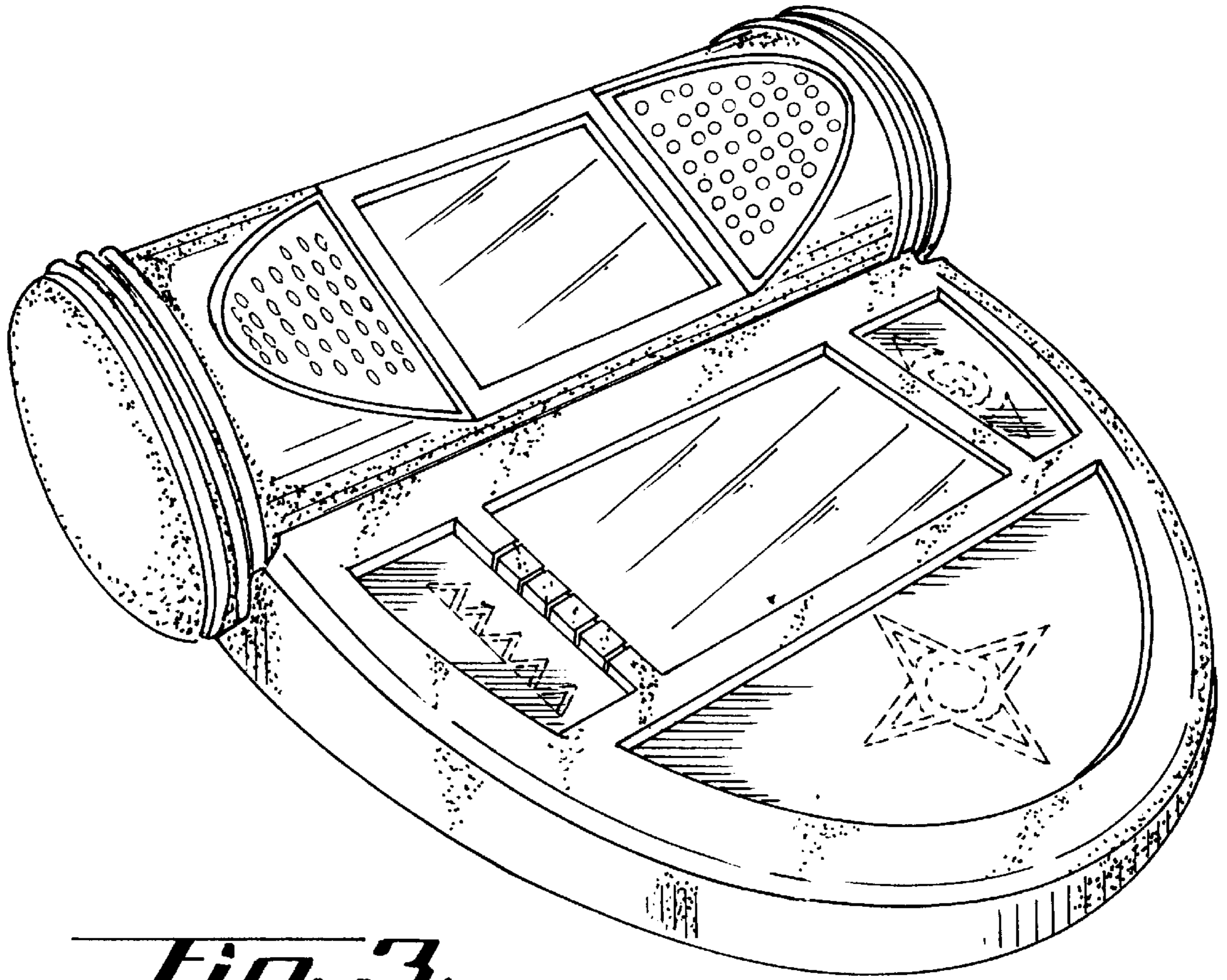


Fig. 3.

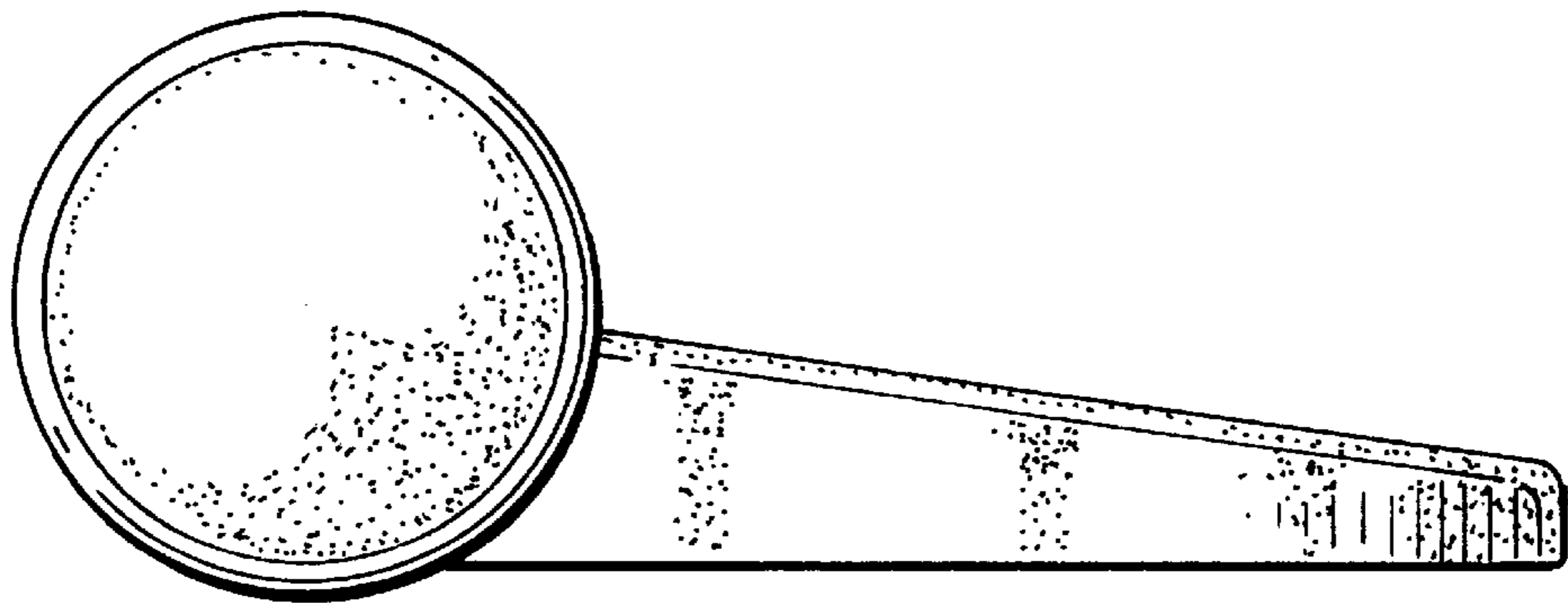
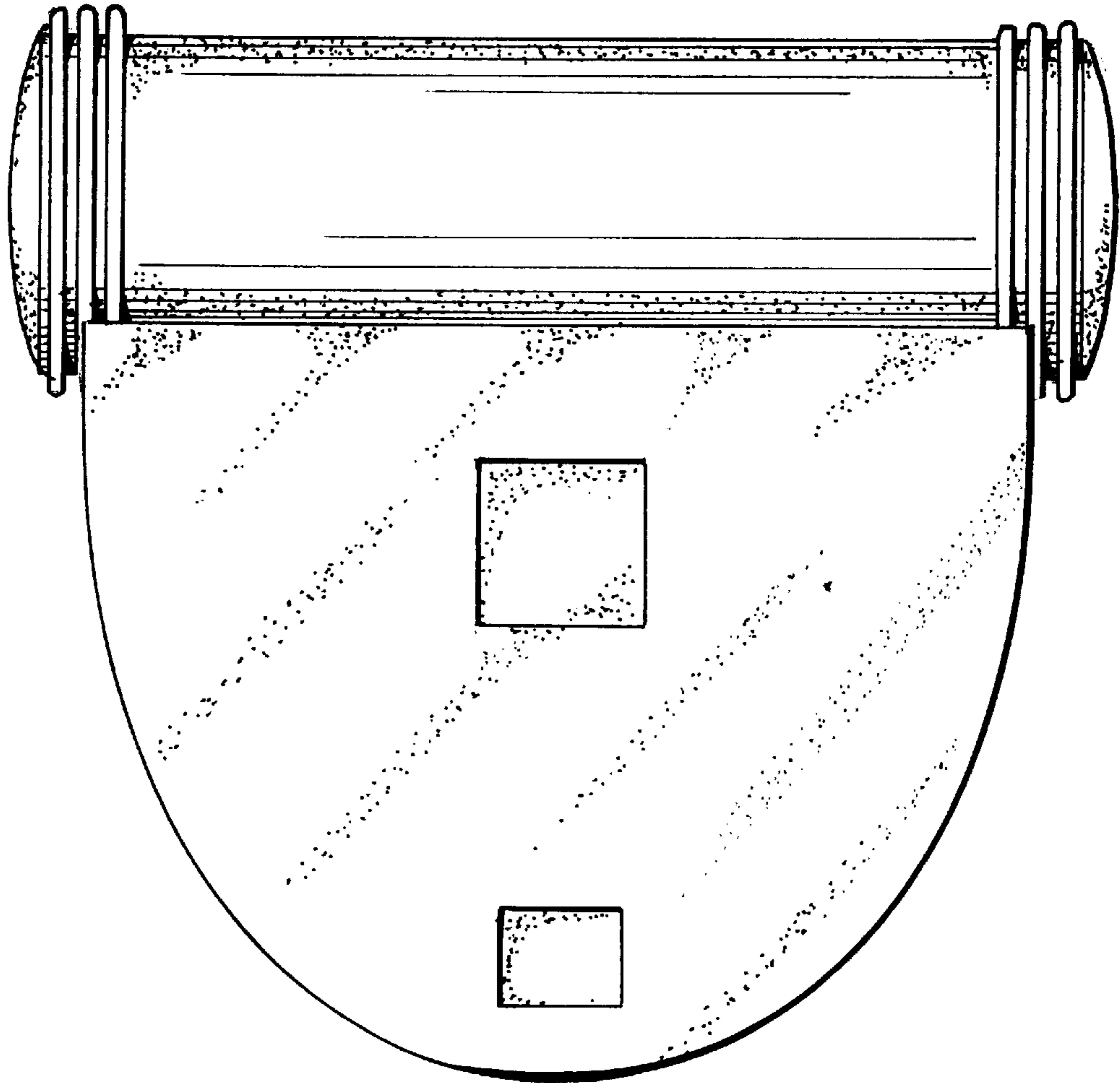
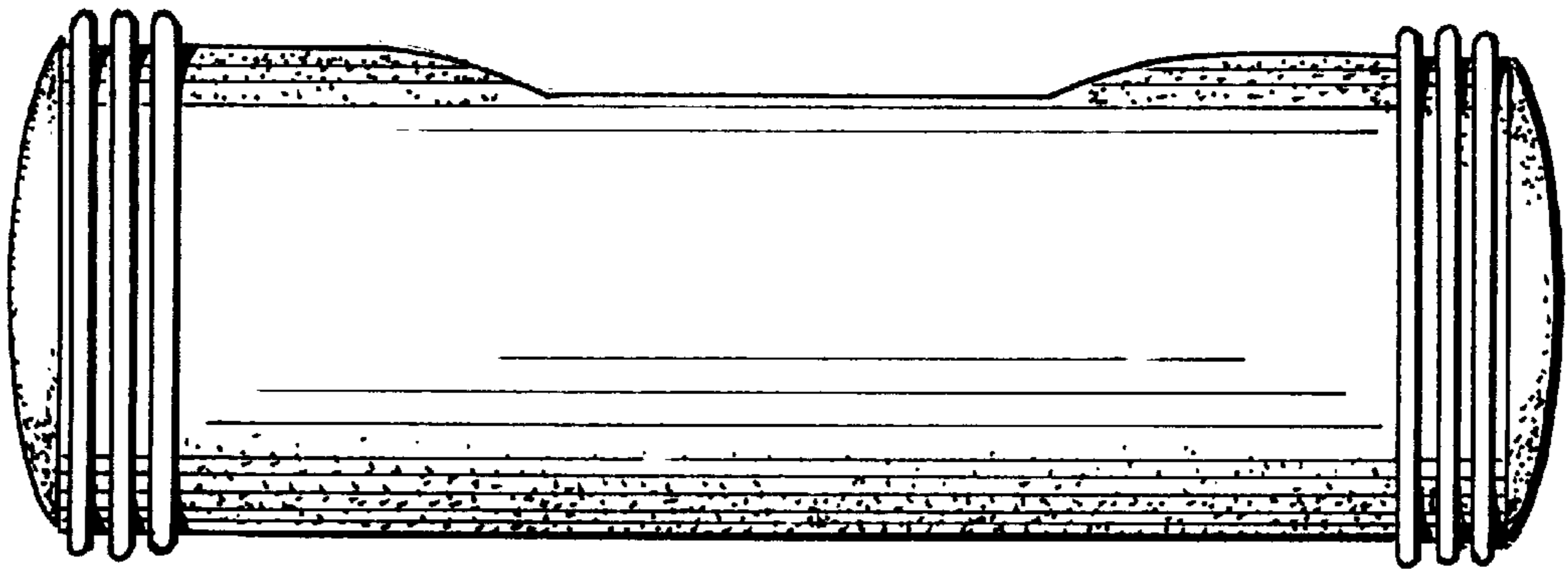


Fig. 4.



*Fig. 5.*



*Fig. 6.*

UNITED STATES PATENT AND TRADEMARK OFFICE  
**CERTIFICATE OF CORRECTION**

PATENT NO. : Des. 430,169  
DATED : August 29, 2000  
INVENTOR(S) : Marco Scibora

Page 1 of 1

It is certified that error appears in the above-identified patent and that said Letters Patent is hereby corrected as shown below:

Title page,

**DESCRIPTION,**

Line 9, the statement following the figure description for the broken lines should read as follows:

-- The broken lines are shown for illustrative purposes only and form no part of the claimed design --.

Signed and Sealed this

Tenth Day of September, 2002

*Attest:*

A handwritten signature in black ink, appearing to read "James E. Rogan", written over a horizontal line.

*Attesting Officer*

JAMES E. ROGAN  
*Director of the United States Patent and Trademark Office*