



US00D430154S

# United States Patent [19] Mou

[11] **Patent Number: Des. 430,154**

[45] **Date of Patent: \*\* Aug. 29, 2000**

[54] **SOFA SHAPED MOBILE PHONE HOLDER**

[75] Inventor: **Pui Kay Mou**, Kowloon, The Hong Kong Special Administrative Region of the People's Republic of China

[73] Assignee: **Viceversa International Limited**, Kowloon, The Hong Kong Special Administrative Region of the People's Republic of China

[\*\*] Term: **14 Years**

[21] Appl. No.: **29/114,895**

[22] Filed: **Dec. 3, 1999**

[30] **Foreign Application Priority Data**

Jul. 6, 1999 [HK] The Hong Kong Special Administrative Region of the People's Republic of China ..... 9910826.2M003

[51] **LOC (7) Cl.** ..... **14-03**

[52] **U.S. Cl.** ..... **D14/253; D14/143**

[58] **Field of Search** ..... D14/137, 138, D14/143, 148, 147, 149-151, 140-142, 240, 241, 251, 253; 379/433-436, 419, 420, 428, 440, 454, 455, 446, 447; D13/107, 108; 320/110, 113, 114, 115; D21/517, 521; D6/334, 364, 381; D11/158

[56] **References Cited**

**U.S. PATENT DOCUMENTS**

D. 204,881 5/1966 Cook ..... D13/108

D. 216,641	2/1970	Phillips	.....	D14/253
D. 293,106	12/1987	Renslow	.....	D14/253
D. 305,184	12/1989	Coley	.....	D6/381
D. 309,588	7/1990	Anderson et al.	.....	D11/158
D. 328,302	7/1992	Murzanski et al.	.....	D14/253
D. 339,809	9/1993	Ron	.....	D14/253
D. 354,287	1/1995	Tokiyama	.....	D14/253
D. 398,927	9/1998	Read et al.	.....	D14/149
D. 407,230	3/1999	Lieberman	.....	D6/381
D. 419,956	2/2000	Lucaci et al.	.....	D13/108

*Primary Examiner*—Jeffrey Asch  
*Attorney, Agent, or Firm*—Pennie & Edmonds LLP

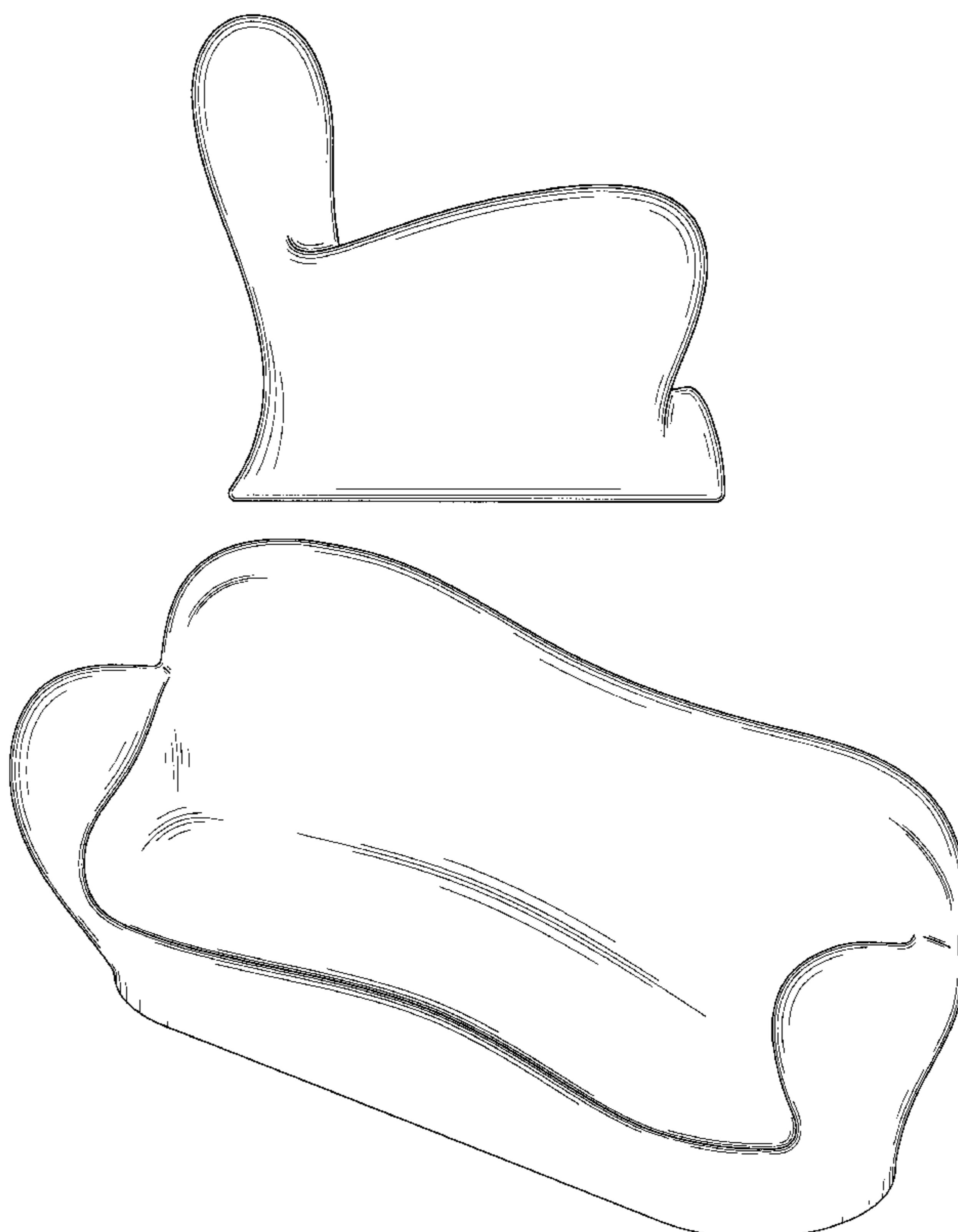
[57] **CLAIM**

The ornamental design for a sofa shaped mobile phone holder, as shown and described.

**DESCRIPTION**

FIG. 1 is a front elevational view of a sofa shaped mobile phone holder illustrating my new design;  
FIG. 2 is a rear elevational view of a sofa shaped mobile phone holder illustrating my new design;  
FIG. 3 is a right side elevational view of a sofa shaped mobile phone holder illustrating my new design;  
FIG. 4 is a left side elevational view of a sofa shaped mobile phone holder illustrating my new design;  
FIG. 5 is a top plan view of a sofa shaped mobile phone holder illustrating my new design;  
FIG. 6 is a bottom plan view of a sofa shaped mobile phone holder illustrating my new design; and,  
FIG. 7 is a perspective view from the upper left front of a sofa shaped mobile phone holder illustrating my new design.

**1 Claim, 7 Drawing Sheets**



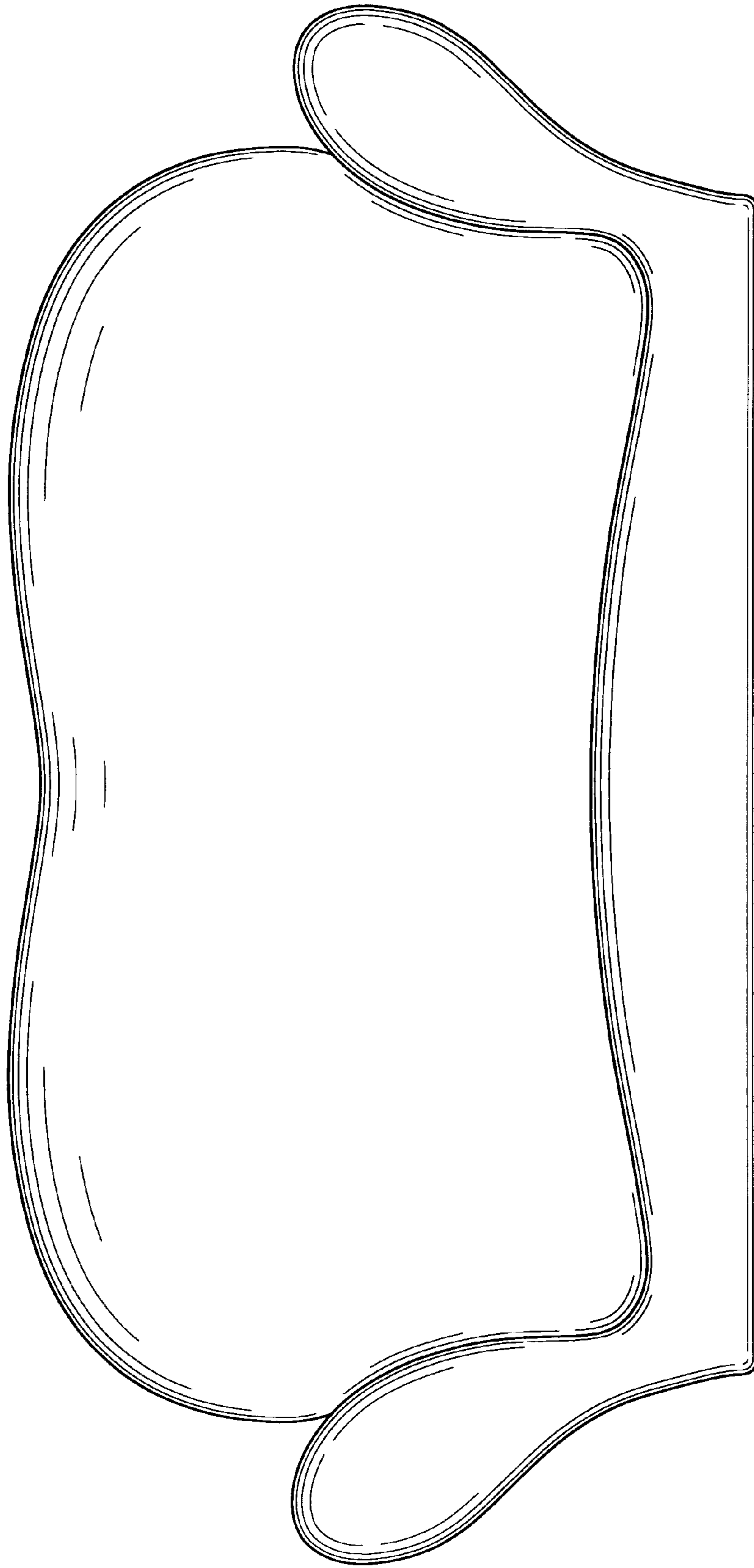


FIG. 1




FIG. 2




FIG. 3




FIG. 4




FIG. 5

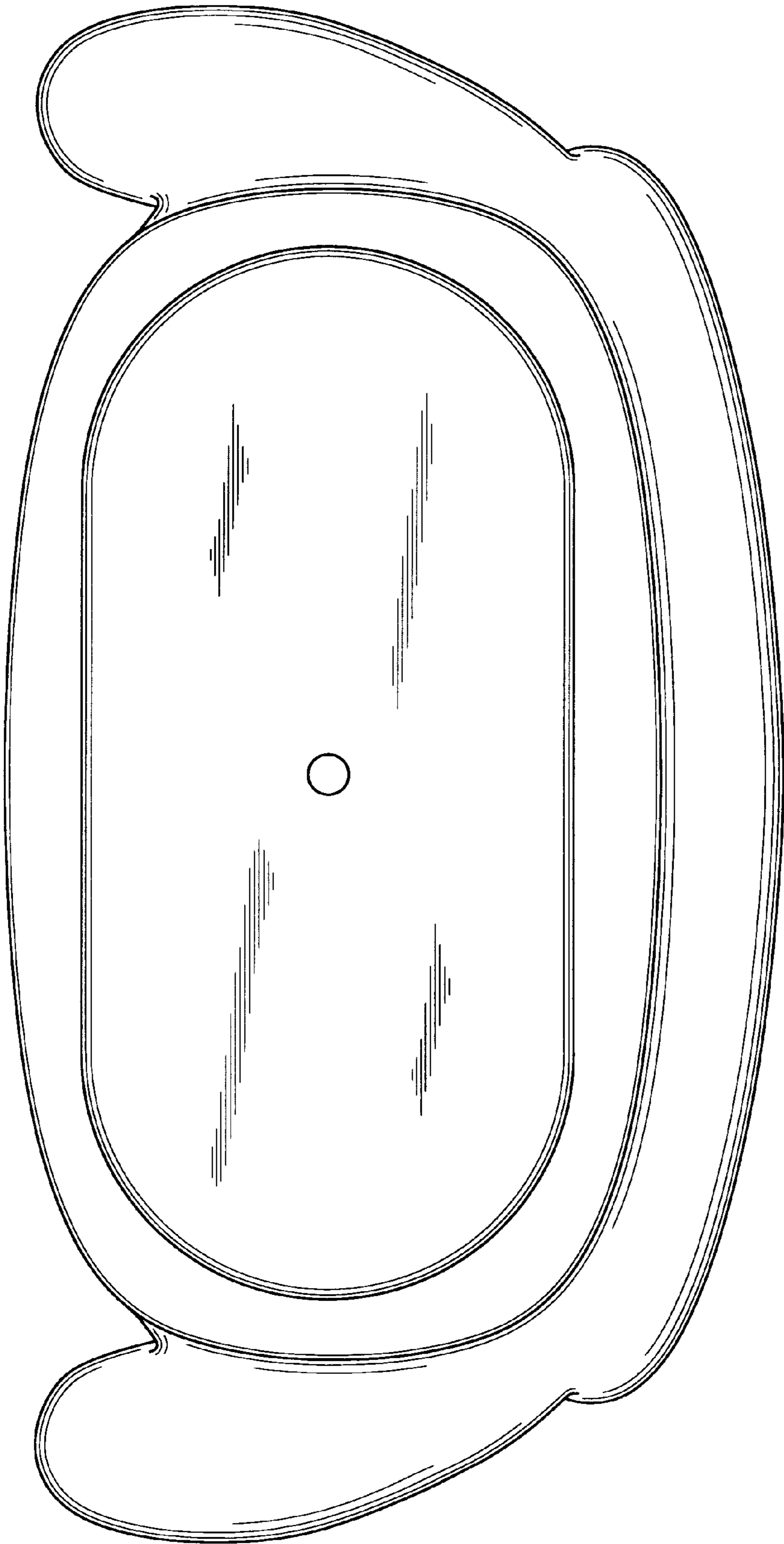


FIG. 6

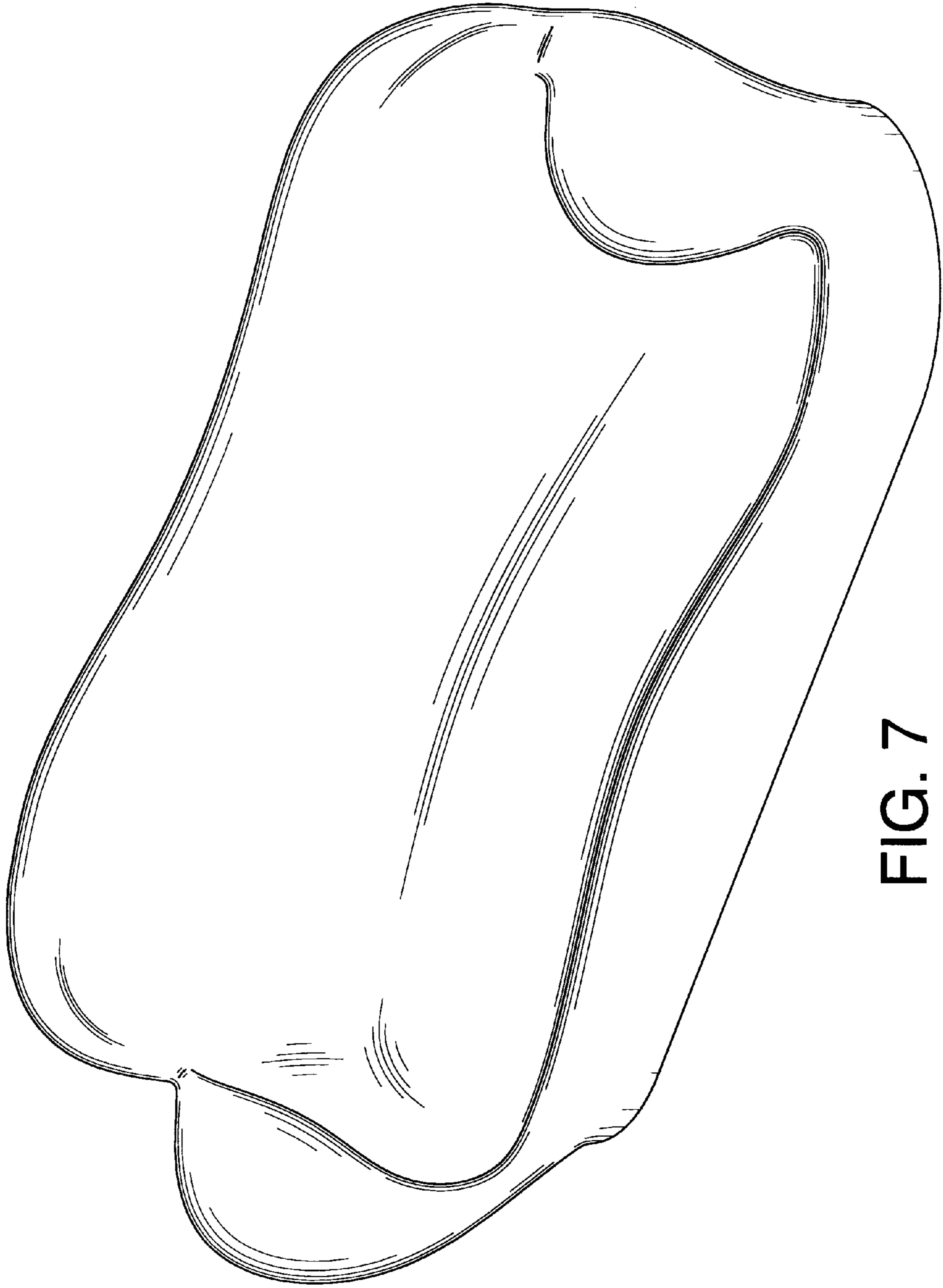


FIG. 7