



US00D430153S

United States Patent [19] Hino

[11] Patent Number: Des. 430,153

[45] Date of Patent: ** Aug. 29, 2000

[54] **DIAL PORTION OF ELECTRONIC DEVICE**

[75] Inventor: **Ichiro Hino**, Tokyo, Japan

[73] Assignee: **Sony Corporation**, Japan

[**] Term: **14 Years**

[21] Appl. No.: **29/109,640**

[22] Filed: **Aug. 19, 1999**

D. 389,827	1/1998	Oross et al.	D14/137
D. 392,287	3/1998	Hino	D14/138
D. 406,136	2/1999	Sato	D14/138
D. 410,001	5/1999	Tree	D14/138
5,197,091	3/1993	Takagi et al.	D14/138
5,461,672	10/1995	Enokido et al.	379/434
5,491,507	2/1996	Umezawa et al.	379/433 X
5,504,813	4/1996	Takasaki	379/433
5,584,054	12/1996	Tyneski et al.	455/89
5,703,947	12/1997	Hino et al.	379/433 X
5,724,667	3/1998	Furuno	455/90 X
5,796,822	8/1998	Larson et al.	379/433

Related U.S. Application Data

[62] Division of application No. 29/082,652, Jan. 29, 1998.

[30] **Foreign Application Priority Data**

Jul. 26, 1995 [JP] Japan 7-21463

[51] **LOC (7) Cl.** **14-03**

[52] **U.S. Cl.** **D14/248; D14/257**

[58] **Field of Search** D14/137, 138,
D14/140, 142, 147, 148, 248, 240, 192,
194, 198, 103, 257; 379/419, 420, 428,
440, 433, 434; 455/90, 550-575, 347-349;
D13/174

[56] **References Cited**

U.S. PATENT DOCUMENTS

D. 211,619	7/1968	Stephens et al.	D14/155
D. 274,246	6/1984	Aoijs	D14/194
D. 283,816	5/1986	Cutler	D14/194
D. 296,695	7/1988	Siegel et al.	D14/194
D. 301,715	6/1989	Camens	D14/192
D. 319,234	8/1991	Konno et al.	D14/147
D. 339,802	9/1993	Furuya et al.	D14/138
D. 350,134	8/1994	Kanno	D14/198
D. 350,744	9/1994	Hino	D14/138
D. 355,181	2/1995	Siddoway	D14/138
D. 362,852	10/1995	Nagele et al.	D14/138
D. 363,483	10/1995	Tanaka	D14/138
D. 365,094	12/1995	Trahan et al.	D14/138
D. 367,277	2/1996	Moshe	D14/198 X
D. 368,711	4/1996	Wicks et al.	D14/147 X
D. 375,957	11/1996	Nagai	D14/198 X
D. 376,361	12/1996	Lee	D14/192
D. 378,816	4/1997	Hino	D14/138

FOREIGN PATENT DOCUMENTS

918954 2/1995 Japan .

OTHER PUBLICATIONS

Mobile Office, p. 70, Sony's CM-RX100 telephone, Mar. 1996.

Sony Catalog 78, pp. 22, 125, 150, 151 and 155, Sony (Nov. 1994).

Primary Examiner—Jeffrey Asch
Attorney, Agent, or Firm—Rader, Fishman & Grauer

[57] **CLAIM**

The ornamental design for a dial portion of an electronic device, as shown and described.

DESCRIPTION

FIG. 1 is a perspective view of a dial portion of an electronic device showing my new design;

FIG. 2 is a top plan elevational view thereof;

FIG. 3 is a left side elevational view thereof; and,

FIG. 4 is a front elevational view thereof.

The surfaces or portions of the article not shown in the drawing or described in the specification form no part of the claimed design.

The even broken line showings of an electronic device throughout the drawings are for illustrative purposes only and form no part of the claimed design. The dot-dash broken lines define, but are not included in, the boundaries of the claimed design.

1 Claim, 2 Drawing Sheets

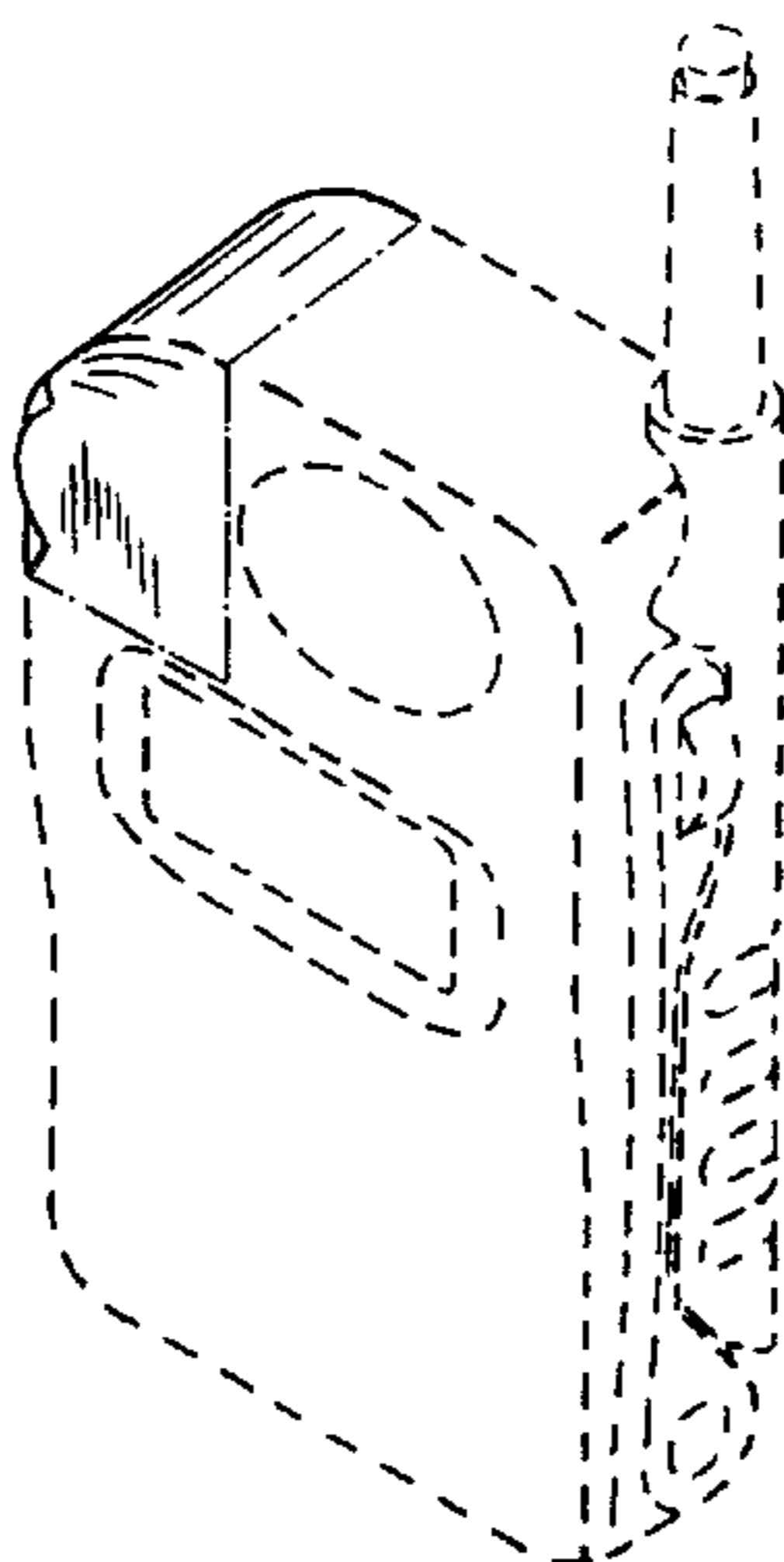


FIG. 1




FIG. 2




FIG. 3

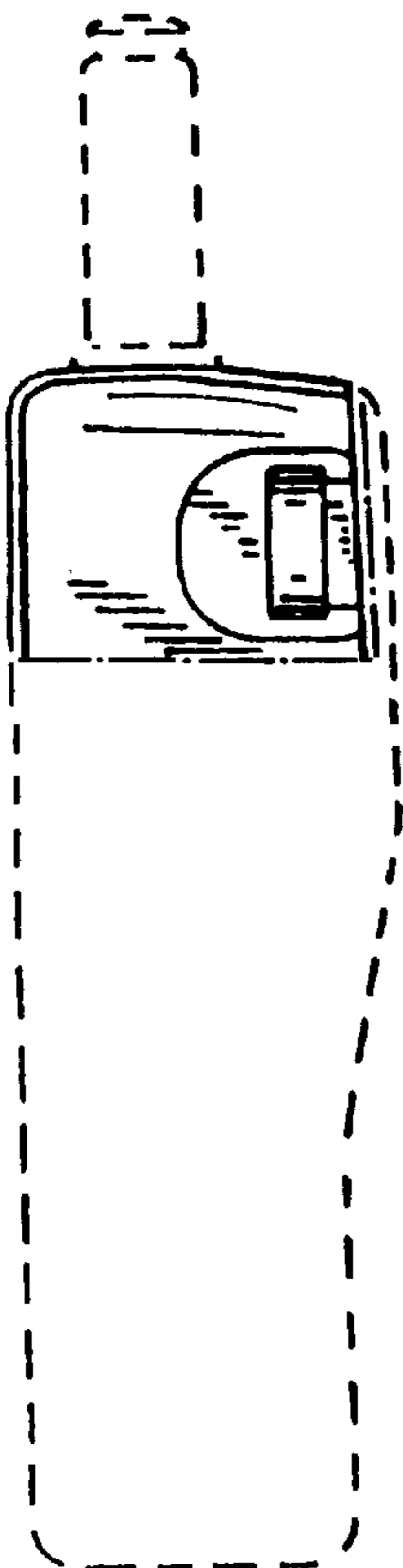


FIG. 4

